




BATTLE K-ROAD
バトルロード™

取扱説明書
OPERATOR'S MANUAL

彩京 AMUSEMENT WORKS
PSIKYO

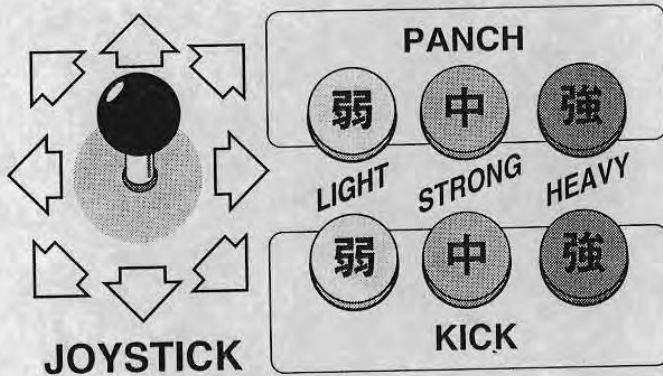


©1994 PSIKYO

HOW TO PLAY

- 対戦筐体対応。2プレイヤー側からでもスタートできます。
- 8方向レバー、6ボタン。
- 全選手の操作方法は同一。
- 必殺技は1人につき10種類。
- It is possible to switch sides. You can start play as combatant 2P.
- The lever works in 8 directions. There are 6 buttons.
- The operating method for all characters is the same.
- 10 Lethal attacks per combatant.

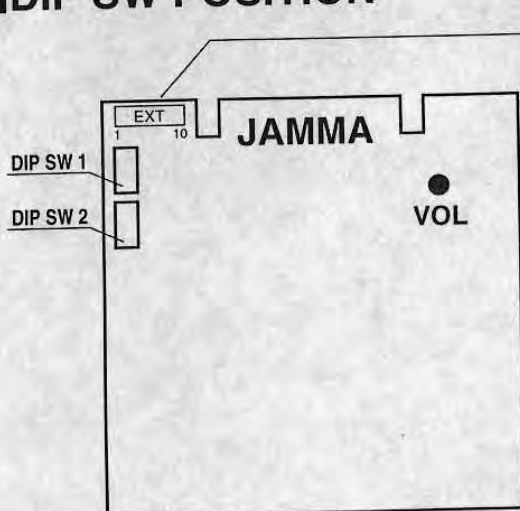
CONTROL PANEL



CONNECTOR DIAGRAM

SOLDER SIDE	NO.	NO.	PARTS SIDE
GND	A	1	GND
GND	B	2	GND
+5V	C	3	+5V
+5V	D	4	+5V
	E	5	
+12V	F	6	+12V
	H	7	
COIN COUNTER 2	J	8	COIN COUNTER 1
	K	9	
SP (-)	L	10	SP (+)
	M	11	
VIDEO GREEN	N	12	VIDEO RED
VIDEO SYNC	P	13	VIDEO BLUE
SERVICE SW	R	14	VIDEO GND
	S	15	
COIN SW 2	T	16	COIN SW 1
START SW 2	U	17	START SW 1
2P UP	V	18	1P UP
2P DOWN	W	19	1P DOWN
2P LEFT	X	20	1P LEFT
2P RIGHT	Y	21	1P RIGHT
2P LIGHT-PUNCH	Z	22	1P LIGHT-PUNCH
2P STRONG-PUNCH	a	23	1P STRONG-PUNCH
2P HEAVY-PUNCH	b	24	1P HEAVY-PUNCH
	c	25	
	d	26	
GND	e	27	GND
GND	f	28	GND

DIP SW POSITION



EXT 10PIN

GND	1	BLACK
GND	2	BLACK
1P LIGHT-KICK	3	PURPLE
1P STRONG-KICK	4	GRAY
1P HEAVY-KICK	5	WHITE
	6	
2P LIGHT-KICK	7	ORANGE
2P STRONG-KICK	8	GREEN
2P HEAVY-KICK	9	BLUE
	10	

■ DIP SWITCH [1]

		1	2	3	4	5	6	7	8
Coin Slot	SAME	OFF*							
	INDIVIDUAL	ON							
Coin 1	1 COIN = 1 CREDIT		OFF*	OFF*	OFF*				
	2 COINS = 1 CREDIT		ON	OFF	OFF				
	3 COINS = 1 CREDIT		OFF	ON	OFF				
	1 COIN = 2 CREDITS		ON	ON	OFF				
	1 COIN = 3 CREDITS		OFF	OFF	ON				
	1 COIN = 4 CREDITS		ON	OFF	ON				
	1 COIN = 5 CREDITS		OFF	ON	ON				
	1 COIN = 6 CREDITS		ON	ON	ON				
Coin 2	1 COIN = 1 CREDIT					OFF*	OFF*	OFF*	
	2 COINS = 1 CREDIT					ON	OFF	OFF	
	3 COINS = 1 CREDIT					OFF	ON	OFF	
	1 COIN = 2 CREDITS					ON	ON	OFF	
	1 COIN = 3 CREDITS					OFF	OFF	ON	
	1 COIN = 4 CREDITS					ON	OFF	ON	
	1 COIN = 5 CREDITS					OFF	ON	ON	
	1 COIN = 6 CREDITS					ON	ON	ON	
Continue Coin	NORMAL mode START = 1 COIN CONTINUE = 1 COIN								OFF*
	CONTINUE mode START = 2 COINS CONTINUE = 1 COIN								ON

※Coin Slot が SAME の時は、CREDIT の表示が1つで1P/2P 共通です。

※Coin Slot が INDIVIDUAL の時は、CREDIT の表示が2つで1P/2P 独立のコインシューターを持つことになります。

この時は Coin 1 の設定が Coin 1 と Coin 2 の両方に影響します。

※Continue Coin が CONTINUE mode の時は DIP [2]~[7] の設定が無視されます。

※[1]~[8] が全て ON の時は、FREE PLAY mode になります。このモードの時はコインの入力を一切見ません。

●When there is a common coin slot, 1 or 2 players may play with the same CREDIT display.

●When the coin slot is set on INDIVIDUAL, each player will have an individual coin slot with a 2 CREDIT display.

In this case, the setting of Coin slot 1 affects Coin slot 2.

●When the machine is in the CONTINUE mode, the setting of DIP [2]~[7] will be ignored.

●When the machine settings [1]~[8] are all ON, it will be in the FREE PLAY mode. In this mode, there is no need to use coins.

■ DIP SWITCH [2]

		1	2	3	4	5	6	7	8
Screen Revers	NORMAL	OFF*							
	INVERT	ON							
Demo Sound	OFF		OFF						
	ON		ON*						
Difficulty	NORMAL			OFF*	OFF*				
	EASY			ON	OFF				
	HARD			OFF	ON				
	SUPER HARD			ON	ON				
Blood Effect	USE					OFF*			
	NONE					ON			
Handicap Mode	OFF						OFF		
	ON						ON*		
NC								OFF*	
Test Mode	OFF								OFF*
	ON								ON

※Demo Sound が OFF の時は、コイン待ちデモの時に音が鳴りません。

※Handicap Mode をON にすると、対戦プレイで同一プレイヤーが連勝すると挑戦者が有利になります。

但し、挑戦者がコンティニューのカウントダウン中に再挑戦した場合だけです。

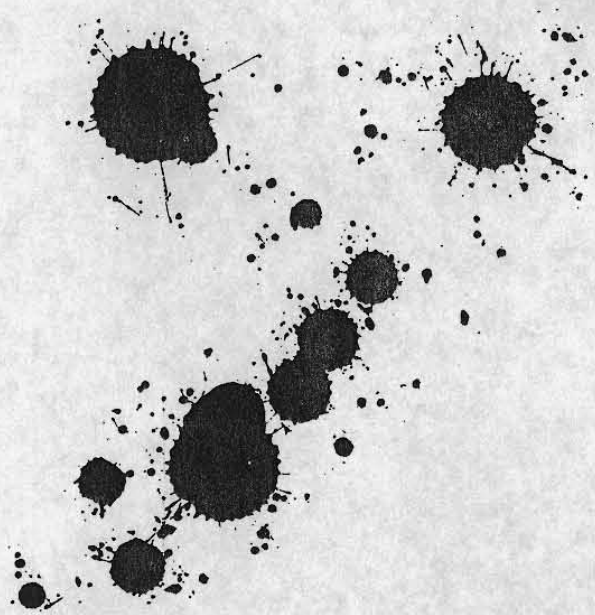
※★印が出荷時の初期設定です。

●When Demo Sound is OFF, there will be no sound if the machine has not been started.

●When you turn ON the Handicap Mode, if the same player wins consecutive matches against other players, the challenger will get a handicap.

However, it works only when the player challenges again while counting down continuous games.

●★ marks the initial setting when shipped.



開発元

彩京

AMUSEMENT WORKS
PSiKYO