

POLE POSITION

The spectacular arcade game, Pole Position, takes on an exciting new look through the magic of Vectrex! Experience all the challenge of a Grand Prix racing event with non-stop action that'll leave you breathless!

Do you possess the skill, dexterity and courage to pull out from the crowd for qualification in one of the exclusive starting positions... or will you end up as an also ran?

Setting up

- Make sure the console power cord is plugged into an electrical outlet that is appropriate for your Vectrex unit.
 - Check to be sure the plug for the built-in control panel is firmly seated in the control panel outlet on the right.
 - Make sure the console is turned OFF before inserting the cartridge. Insert the cartridge into the slot with the label side up. Be sure it is firmly inserted to the guideline marked on the cartridge.
 - Insert the screen overlay behind the tabs at the top and bottom of the screen.
 - Turn the OFF/ON/VOLUME CONTROL to the ON position (clockwise). You will see the Vectrex title for a few seconds, then the name of the game.
 - Adjust the volume control to the desired listening level.
-

Pole Position Controls

Pole Position is played with the built-in control panel only. The functions of the controls are:

Joystick

Push right or left to change directions of your racer.

1st Gear (button 1)

Press to shift into first gear.

2nd Gear (button 2)

Press to shift into second gear.

Gas (button 3)

Press to accelerate, release to slow down.

Gas (button 4)

Same as Button 3. Press to accelerate, release to slow down.

How to Play**Player Selection**

Pole Position is a one-player game only. Play will begin immediately after the cartridge is inserted and the Vectrex is turned on.

Game Play

Pole Position transports you into the exciting sport of world class Grand Prix auto racing. Buckle yourself into your high performance Formula I racer, adjust your safety helmet and get ready for an exhilarating and danger-filled challenge.

You first goal in Pole Position is to race through a lap fast enough to qualify for one of the four exclusive starting positions - passing competitors and avoiding hazardous obstacles along the way. Once you have qualified, your challenge continues into four successive laps as you race to maintain your position and complete laps in progressively shorter time periods.

As the game begins, you'll find yourself at the starting line of the world renowned Fuji Speedway. The words "Prepare To Qualify" will travel across the screen and you will hear the sound of your engine starting. The moment your engine sound begins, you should take off on your qualifying lap. Press buttons 3 or 4 to accelerate. When you hear your engine "laboring," change to second gear by pressing button 2. (Your speed will never exceed 135 m.p.h. in first gear.) You can return to first gear during your lap by pressing button 1.

While you speed through your qualifying lap, be sure to avoid your competitors' racers and the treacherous obstacles in the roadway - contact will mean the loss your car! There will be no warning of obstacles, so pay close attention to the condition of the track. Steer your car to avoid hazards and gain a better track position by pushing the joystick either left or right.


Although you are provided with an unlimited number of cars in Pole Position, you will lose a great deal of time whenever a car is crashed. So be careful! It is possible to drive off the speedway track - but doing so will slow you down, cost you valuable time and increase your chances of losing a car.

You are provided with 120 seconds to complete your qualifying lap - although you must complete the lap well ahead of 120 seconds to qualify for one of the four starting positions. If you qualify, you will be provided with 90 seconds to complete your first actual race lap. Completion of the first lap within the 90 second time period permits you to continue with a second, third and fourth lap which must be completed in 60 seconds. During the actual race, the time remaining on the clock after completion of a lap will be carried over to the next lap - allowing you more than the usual time provided to complete the lap.

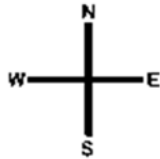
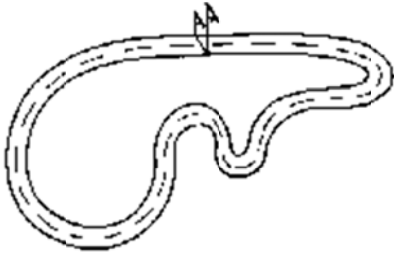
Game play will continue until you are unable to complete a lap in the allowable time or when you have completed all four race laps. If you complete all four laps, you'll receive 200 bonus points for each second remaining on the clock!

You will also earn points for distance traveled on the track, competitor's cars passed, and having achieved a starting position on your qualifying lap.

Pole Position Display



Fuji Speedway



Scoring

Action	Points
Passing Competitor's Cars	50 points per car
Completing One Lap	12,000
Achieving First Position	4,000
Achieving Second Position	2,000
Achieving Third Position	1,000
Achieving Fourth Position	500
Completing All Four Laps	200 Points for every second remaining on the clock.

High Score Memory

As long as your machine is on, with the Pole Position cartridge in place, the high score is retained. Once the machine is turned off and the cartridge is removed, the high score is lost. To check the high score, press the Reset Button on the console.

Restarting the Game

To restart after a completed game, simply push any of the buttons on the control panel. To restart a game before it is completed, press the Reset Button on the console.