

TAK is BACK!

Tak 2 the Staff of Dreams



EVERYONE
E
CONTENT RATED BY
ESRB
Cartoon Violence



www.nick.com



www.thq.com


THQ Inc., 27001 Agoura Road, Suite 270, Calabasas Hills, California 91301
© 2004 Avalanche Software L.C. Developed by Avalanche Software. Avalanche Software and its logo are trademarks of Avalanche Software L.C.
© 2004 Viacom International Inc. All Rights Reserved. Nickelodeon, Tak 2: The Staff of Dreams and all related titles, logos and characters are trademarks of Viacom International Inc. Exclusively published and licensed by THQ Inc. THQ and the THQ logo are trademarks and/or registered trademarks of Viacom International Inc. All other trademarks, logos and copyrights are the property of their respective owners. Microsoft, Xbox and the Xbox logo are trademarks of Microsoft Corporation in the United States and/or other countries.

<http://www.replacementdocs.com>

105266

XBOX

LIVE ONLINE ENABLED



MX vs. ATV UNLEASHED



EVERYONE
E
CONTENT RATED BY
ESRB

INSTRUCTION MANUAL



ABOUT PHOTOSENSITIVE SEIZURES

A very small percentage of people may experience a seizure when exposed to certain visual images, including flashing lights or patterns that may appear in video games. Even people who have no history of seizures or epilepsy may have an undiagnosed condition that can cause these "photosensitive epileptic seizures" while watching video games.

These seizures may have a variety of symptoms, including lightheadedness, altered vision, eye or face twitching, jerking or shaking of arms or legs, disorientation, confusion, or momentary loss of awareness. Seizures may also cause loss of consciousness or convulsions that can lead to injury from falling down or striking nearby objects.

Immediately stop playing and consult a doctor if you experience any of these symptoms. Parents should watch for or ask their children about the above symptoms; Children and teenagers are more likely than adults to experience these seizures.

The risk of photosensitive epileptic seizures may be reduced by sitting farther from the television screen, using a smaller television screen, playing in a well-lit room, and not playing when you are drowsy or fatigued.

If you or any of your relatives have a history of seizures or epilepsy, consult a doctor before playing.

OTHER IMPORTANT HEALTH AND SAFETY INFORMATION

The Xbox Instruction Manual contains important health and safety information that you should read and understand before using this software.

Avoid Damage to Your Television

Do not use with certain televisions. Some televisions, especially front- or rear-projection types, can be damaged if any video games, including Xbox games, are played on them. Static images presented during the normal course of gameplay may "burn in" to the screen, causing a permanent shadow of the static image to appear at all times, even when video games are not being played. Similar damage may occur from static images created when placing a video game on hold or pause. Consult your television owner's manual to determine if video games can be played safely on your set. If you are unable to find this information in the owner's manual, contact your television dealer or the manufacturer to determine if video games can be played safely on your set.

Unauthorized copying, reverse engineering, transmission, public performance, rental, pay for play, or circumvention of copy protection is strictly prohibited.

USING THE XBOX CONTROLLER	2
MAIN MENU	7
PLAYING A GAME	7
THE GAME SCREEN	8
MULTIPLAYER / XBOX LIVE	8
PAUSING THE GAME	9
SAVING AND LOADING	9
CREDITS	10

The motorcycles and all terrain vehicles (ATVs) included in this game may be different from the actual motorcycles and ATVs in terms of movement and performance. The racing and tricks in this game are intended to be fantasy. **DO NOT IMITATE THE RIDING AND MOVEMENTS SHOWN IN THIS GAME.** The manufacturers and distributors of the motorcycles and ATVs shown in this game recommend that all riders take a motorcycle and ATV training course. When riding a motorcycle or ATV, always wear a helmet, goggles and protective gear. Always supervise young riders. Always avoid excessive speeds and be careful on difficult terrain. And remember, when riding a motorcycle or ATV in real life, always ride it safely.

USING THE XBOX CONTROLLER



Menu/Interface Controls

BUTTON	ACTION
Directional pad ↑ / ↓	Highlight menu item
Directional pad ← / →	Change highlighted item
LB / RB triggers	Scroll to next page (if available)
BACK button	Back
START button	Accept

BASIC RACING CONTROLS

THROTTLE button	Throttle
CLUTCH button	Brake
CLUTCH trigger	Clutch
↓ + ↑	Preload Suspension
← / →	Steer/Lean
↑ / ↓	Shift Rider Weight
BACK button + CLUTCH button	Reverse
CLUTCH trigger + RB trigger	Reset Vehicle
○	Change Camera Options
○	Pause Game

RACING TIPS

Learn to use the clutch to get maximum acceleration coming off jumps and out of turns!

Pull in the clutch (CLUTCH), grip the throttle (THROTTLE), lean back slightly (↓) and let 'er rip (release CLUTCH) for a short burst of power. Be careful, though; you don't want to loop your machine! (Use this same trick to pop a wheelie--just lean back farther.)

Lean back (↓) going through whoop sections to get through them faster.

Lean forward (↑) and pop the clutch as soon as the gate drops to ace the hole shot.

Keep an eye out for shadows coming down on top of you. Having another rider drop on your head will cause both of you to crash.

BASIC TRICK CONTROLS

Ⓚ button + (← / → / ↑ / ↓)

ⓧ button + (← / → / ↑ / ↓)

Ⓚ button + Ⓨ button + (← / → / ↑ / ↓)

Ⓚ button + Ⓝ trigger + (← / → / ↑ / ↓)

Ⓨ button + Ⓝ trigger + (← / → / ↑ / ↓)

Ⓚ button + Ⓨ button + Ⓝ trigger + (← / → / ↑ / ↓)

Ⓝ trigger + ↑, ↓ Backflip

↓ Speed Up Backflip

↑ Stop Backflip

Ⓝ trigger + ←, → (or →, ←) Three Sixty Flip

← / → Speed up or Slow down Three Sixty Flip (based on rotation)

TRICK TIPS

To get more air off of jumps, get max preload on your suspension. Press ↓ at the bottom of the jump and press ↑ quickly just as you leave the jump. For backflips and Three Sixty Flips, press Ⓝ + ↑ (or ←) at the bottom of the jump and ↓ (or →) at the lip of the jump.

Press and hold the last button(s) in a trick sequence to hold the trick for max points. Some tricks, such as the No-Hander, can even be held all the way until you land.

You can perform multiple tricks before landing. Input the next trick before the first trick finishes, but be sure you have enough time to finish the last trick before you land!

Add tricks to backflips and Three Sixty Flips for major points!

TROPHY TRUCK / DUNE BUGGY / SAND RAIL / MONSTER TRUCK / GOLF CART CONTROLS

Ⓚ button

E-Brake

ⓐ button

Gas

ⓧ button

Brake

Ⓛ trigger

Clutch

↓, ↑

Preload Suspension

← / →

Steer

ⓐ button + ⓧ button

Reverse

Ⓛ trigger + Ⓝ trigger

Reset Vehicle

○

Change Camera Options

○

Pause Game

AIRPLANE CONTROLS

ⓐ button

Increase Throttle

ⓑ button

Decrease Throttle

Ⓛ trigger

Left Rudder

Ⓝ trigger

Right Rudder

← / →

Bank Left / Right

↑ / ↓

Dive / Climb

Ⓛ trigger + Ⓝ trigger

Return to Home Base (if on ground)







○

Change Camera Options

○

Pause Game

HELICOPTER CONTROLS

 button	Climb
 button	Descend
 trigger	Rotate Left
 trigger	Rotate Right
 / 	Bank Left / Right
 / 	Increase / Decrease Speed
 trigger +  trigger	Return to Home Base (if on ground)
	Change Camera Options
	Pause Game



- **Single Player** – Jump right into riding!
- **Championships** – Race for supercross or nationals titles, and complete challenges!
- **Multiplayer** – Race online or against your riding buddies!
- **Quick Race** – Hit the track for a quick race!
- **Training** – Learn how to ride!
- **Profile** – View or load player profiles.
- **Store** – Spend your player points on new bikes, gear, and more.
- **Options** – Customize the game with the following options:
 - Game Settings – Adjust various game settings.
 - Audio Options – Configure in-game audio options.
 - Jukebox – Choose in-game tunes.
 - Game Statistics – View various game stats.
 - Controller Settings – Choose your favorite controller set-up and change button mapping for stunts.
 - Cheat Codes – Enter cheat codes.
 - Hall of Fame – View game records.
 - Credits – View game credits.



PLAYING A GAME

Choose your desired mode, set your racing options, and hit the track. Before any race or activity, you can choose race mode (single play or practice), difficulty level, # of laps (or duration), # of opponents, your vehicle, its class, whether to compete against different vehicle types (MX vs. ATV, for example), its physics model (race or pro, once pro is unlocked), set the difficulty level of opponents, and customize your rider and/or vehicle.

SINGLE PLAYER MODE

In Single Player Mode, you can choose to race single races (supercross, nationals, short track, open class, hill climbs, or supermoto), compete in freestyle events, accept challenges, or pick a location and just ride (free ride).

CHAMPIONSHIP MODES

Compete in either the THQ Supercross Championship or the Nationals Championship series. Each series runs 16 weeks.

THE GAME SCREEN



MULTIPLAYER / XBOX LIVE

Choose split-screen for head-to-head action, or Xbox Live to play against online opponents.

TAKE MX vs. ATV UNLEASHED BEYOND THE BOX

Xbox Live™ is a high-speed or broadband Internet gaming community where you can create a permanent gamer identity, setup a Friends List with other players, see when they're online, invite them to play, and talk to them in real-time as you play.

CONNECTING

Before you can use Xbox Live, you need to connect your Xbox console to a high-speed or broadband Internet connection and sign up for the Xbox Live service. To determine if

Xbox Live is available in your region and for information about connecting to Xbox Live, see www.xbox.com/connect.

PAUSING THE GAME

Press **○** at any time to pause the game and access the following options:

- **Resume** – Return to riding!
- **Restart** – Restart activity from the beginning.
- **Activity Options** – Choose mode, number of opponents, difficulty, and number of laps for current activity.
- **Switch Activity** – Switch to a different activity.
- **Quit Activity** – Quit current activity.
- **Overlay Options** – Toggle HUD options ON/OFF.
- **Control Options** – Configure controller set-up.
- **Jukebox** – Choose in-game tunes.
- **Audio Presets** – Adjust preset audio mixes.
- **Switch Event** – Switch to a different event.
- **Return to Main Menu** – Quit and return to the Main Menu.



SAVING AND LOADING

To create a new MX vs. ATV Unleashed™ profile, select Profile from the Main Menu and then choose Create.

To load a profile, select Profile from the Main Menu and then choose Load.

CREDITS

RAINBOW STUDIOS

Executive Producer
Robert Baumsteiger

Lead Game Designer
Brian Coonce

Technical Game Designer
Elliott Olson

Lead Programmer
Pete Reich

Game Programming

Danny Diaz
Matt Gray
John Marnold
Jose Martinez
Bill Nolan
Karthik Subramaniam
Hiro Takahashi

Technology Programming

Rick Baltman
Mike Chow
Doug McNabb
Hauman Meshkin
Jason Rego
Tom Shepherd

Tools Programming

Dennis Booth
Jered McFerron
Matt Keele
Michael Klucher

Additional Programming

Eric Patrick
Kevin Wooten

Lead Artist

Paul Rheinfelder

Environment Lead
Dave Dwire

Modeling Lead
Jack Joseph

Artists

Jose Correa
Tammy DiGiacomo
Chris Gabrish
Tom Gramberg
Robert Kinnaman
Geoff Mellon
Scott Whitworth

Animator
Danay Keys

Director Of Graphic Design
Brent Ashe

User Interface Design

Dave Baker
Brandon Cronk

Additional Artists

Stephane Roncada
Zachary Wallig

Sound Supervisor

Michel Henein

Audio and Sound Design

Dave Lowmiller
Karen Muro

Quality Assurance Manager

Travis Riffle

Quality Assurance Lead

Jess Heint

Quality Assurance

Jeremy Frederick
Keefe Kwan
Miguel Marquez
Al Potash
David Sinur
Andy Wittekind

President of Product Development

Scott Novis

Director of Programming

Travis Hiltorbrand

Studio Art Director

Bruce Hall

Creative Director

Adam Kraver

Director of Operations

Jessica Kozuipa

Director of Studio Finance

Marji Lent

Art Manager

Brad Ruminor

Administration and Support

Reshida Ameti
Cari Ashley
Christine Bryan
Dave Favier
Lauritta Fowler
Cecelia Merrill
Rebecca Reeves
Josh Temple

Motocross Riders

Jeremy McGrath
James Stewart Jr.
Chad Reed
Kevin Windham
Mike LaRocco
Josh Grant
Ivan Tedesco
Michael Byrne
Sebastian Tortelli
Broc Hepler
Josh Hansen
Nathan Ramsey

ATV Riders

Tim Farr
Keith Little
Jason Dunkelberger
Jason Luburgh
Tavis Cain
Dana Creech
Jeremiah Jones
Doug Gast
Shane Hitt
John Natalia Jr.
Kory Ellis
Joe Byrd

THQ Inc.

**Executive Vice President -
World Wide Studios**
Jack Sorensen

**Senior Vice President -
Product Development**
Phillip Holt

**Senior Vice President -
Worldwide Marketing**
Peter Dille

Director - Global Brand Management
Craig Rechenmacher

Associate Product Manager
David W. Newman

Marketing Coordinator
Andrew Brawley

Director - Creative Services
Howard Liebeskind

Creative Services Manager
Kirk Somdal

Graphics Specialist
John Trudeau

Video Production Manager
Christopher Folino

Video Production Coordinator
Paul Reese

Director - Media Relations
Liz Pieri

Media Relations Manager
Tom Stratton

Associate Media Relations Manager
Rob Cassel

Web Design
VPI

Director - Quality Assurance
Monica Vallejo

QA Manager
Mario Walbel

Test Supervisor
Ryan Camo

Lead Testers

Amin Razi
Antonio Herrera
Nickolas Gardner

Testers

Aaron Lopez
Abraham Flores
Barry Kelly
Brian Skidmore
Bryan Williams
Chris Legaspi
Dean Estrella
Fred Harris
Greg Rangel
Jacob Burke
James Walquist
Jason Danell
Jason Lacy
Jeff Falstrom
Jennipher Cunningham
Jerry Cortes
John Prepuk
Justin Gray
Lucas Schwarz
Michael Ricco
Nars del Rosario
Paul Mahoney
Regina Pua
Tarik Abdul Wahdid
Vahagn Kirakosian

First Party Supervisors

Ian Sedensky
Keith Michaelis

First Party Specialists

Arielle Jayme
Jeremy Moseley
Lori Arrowood
Marc Durrant
Matt Ames
Warren Wong

QA Technicians

Brian McElroy
James Kronz
Richard Jones

Mastering Lab Technicians

Charles Batarse
Glen Peters
Jon Katz
Anthony Bennett

Database Applications Engineer
Jason Roberts

Game Evaluation Team

Saan Heffron
Scott Frazier
Matt Etzie

Clear Channel Entertainment

Motorsports
Charlie Mancuso
Tim Murray
Ryan McSpadden
Scott Mendel
Mike Travi
David Muyo
Denny Hartwig
Michael Prince
Kilynn Honintes

Packaging Layout / Design

Origin Studios, SLC
Richard Watts
Amber McRae

Special Thanks

Brian Farnell
 Jim Kennedy
 Germaine Gioia
 Carren Yapp
 Joshua Austin
 Chad Eilman
 Lisa White
 G&M Plumming
 Steve Reichenmacher
 Leslie Brown
 Brandy Carrillo
 Jenni Carlson
 Tami Aversa
 Amy Bernardino
 Dustin Hinz
 Kyle Rogers
 Drew Brothers Customs
 Scott Watanabe

Industry Thanks

KTM
 Suzuki
 Yamaha
 HyLton Beattie
 Bobby Nichols
 Tony Gardea
 Fred Bramblett
 Jeff Surwall
 Bob Moore
 Steve Astephan
 Matt Cwieka
 Ron Heben
 Tom Carson
 Cory Bean
 Andy Bell
 Mel Harris
 Matt Story
 Chris Stangl
 Dan Fisher
 Donny Emler Jr.
 Curtis Sparks
 Jorge Cuartao
 Richard Strickland

Music Credits

Revolution

Performed by Authority Zero
 Courtesy of Atlantic Recording Corp.
 By Arrangement with
 Warner Strategic Marketing
 © 2004 Lava Records LLC
 Written by Authority Zero,
 Jason Hussaker, Bill Marckh,
 Jeremy Wood, Jim Wilcox
 Authority Zero Music

Anxiety

Performed by The Black Eyed Peas
 Courtesy of A&M Records
 under license from
 Universal Music Enterprises
 Written by Will Adams, Dave Buckner,
 Tobie Esperance, Allan Pineda,
 Jacoby Shaddix
 Cherry Lane Music Publishing
 Company, Inc. (ASCAP)/
 Cherry River Music Co.
 (BMI)/Dreamworks Songs
 (ASCAP)/Viva La Cucaracha Music
 (ASCAP)/Will.i.am Music Inc.
 (BMI)/Jeepney Music Publishing
 (BMI) administered by Cherry Lane
 Music
 Publishing Company, Inc.
 (ASCAP)/Cherry River Music Co. (BMI)

Pirates

Performed by Ballets and Octane
 Written by Jack Tankersley,
 Gene Bullets, Brent Clawson,
 Skye Jane, Ty Smith
 Careers - BMG Music Publishing, Inc.
 (BMI) o/b/o Black Market Saint
 Music, Forever My Family Music,
 Snakehole Publishing,
 Havana Saint Music,
 Mini Smart Ass Publishing
 Under license from
 BMG Film & TV Music

Cold

Performed by Crossfade
 Courtesy of Columbia Records
 By Arrangement with
 Sony Music Licensing
 Written by Ed Sloan
 Sony/ATV Songs (BMI)

Wait

Performed by Earshot
 Courtesy of Warner Bros. Records Inc.
 By Arrangement with
 Warner Strategic Marketing
 © 2004 Warner Bros. Records Inc.
 Written by William Martin, Scott Kohler,
 Mike Callahan, Johnny Sprague
 Earshot Music (ASCAP)

Let's Ride

Performed by Kottonmouth Kings
 Licensed from Suburban Noize Records
 Suburban Noize Music (BMI)/Pack
 and Snap (ASCAP)/Green 2 Da Bink
 (BMI)/Daddy X Music (BMI)

Animal

Performed by Mudmen
 Courtesy of Foreman Bros. Recordings
 Written by Lonny Knapp, Tom Skilton,
 Ryan McCaffrey, Zois Nicoles, James
 Campbell, Robert Campbell
 Empty Publishing (SOCAN)

Because of You

Performed by Nickelback
 Produced by Nickelback and Joey Moi
 Mixed by Randy Staub
 © 2004 The All Blacks B.V.
 From the Roadrunner Records album
 The Long Road, used by permission.
 Written by Chad Kroeger, Michael
 Kroeger, Ryan Peake, Ryan Vekedal
 © 2003 Warner-Tamerlane Publishing
 Corp. (SOCAN), Warner-Tamerlane
 Publishing Corp. (BMI), Black
 Diesel Music, Inc. (SOCAN), Zero Q
 Music Inc. (SOCAN) and Ladekiv
 Music Inc (SOCAN)
 All rights administered by Warner-
 Tamerlane Publishing Corp. (BMI)
 All rights reserved. Used by
 permission.

Saturday Night

Performed by Ozomatli
 Written and Published by: Ozomatli
 (Breakdanco Willy music for Willy Wil-
 Dog Abers; La Bella Soñado
 Publishing for Ulises Bella; Sunjit Music
 for Justin Poree; Abelea Music
 Productions for Astru Sierra; El Bully
 Music for Raul Pacheco; Jeleters Music
 for Jiro Yamguchi-BMI)
 Additional Writer: J. Smith-Freeman
 (Nap: Teef n Earz Music-ASCAP)
 Rap Vocals: Jabu and
 Justin El Nino Poree
 From Ozomatli's CD Street Signs
 (CCD-2200) on Concord Records.
 © 2004 Concord Records, Inc.

Getting Away With Murder

Performed by Papa Roach
 Courtesy of Geffen Records
 under license from
 Universal Music Enterprises
 Written by Tobin Esperance,
 Jerry Horton, Jacoby Shaddix
 and David Buckner
 Viva La Cucaracha Music, Inc. (ASCAP)

Magnetic Mic Control

Performed and written by Phunk Junkiez
 Licensed from
 Suburban Noize Records
 Joe Valiente Music (ASCAP)/
 Hellamlik Music (ASCAP)/Clip Hop
 Music (ASCAP)/Big Bottom
 Music (ASCAP)/
 DPGEEZUS Music (ASCAP)

Bring Me Down

Performed by Pillar
 Courtesy of Flicker Records
 Under license from
 EMI Film & Television Music
 Published by Noah Henson,
 Lester Estelle, Rob Beckley and Michael
 Wittig
 Published by Flicker USA Publishing and
 Fireproof Music (BMI)

Heroes and Villains

Performed by Poweman 5000
 Written by Spider and
 Adam Williams
 Courtesy of Megatronic Records

Stop The World

Performed by Riddlin' Kids
 Courtesy of Aware/
 Columbia Records
 By Arrangement with
 Sony Music Licensing
 Written by Chuck Gladfelter
 and Clint Baker
 Published by Follow Your Muse Music
 (ASCAP)/EMI Blackwood Music Inc.

Give It All

Performed by Rise Against
 Courtesy of Geffen Records
 under license from
 Universal Music Enterprises
 Written by Rise Against
 Sony/ATV Tunes LLC (ASCAP)

Fly From The Inside

Performed by Shinedown
 Courtesy of Atlantic Recording Corp.
 By Arrangement with
 Warner Strategic Marketing
 © 2003 Atlantic Recording Corp.
 Written by Brent Smith and
 Bob Marlette
 Published by EMI Blackwood
 Music Inc.
 © 2003 Universal Music Corp. and
 Black Lava. All rights administered by
 Universal Music Corp.
 All rights reserved.
 Used by permission.

Nobody

Performed by Skindred
 Courtesy of Atlantic Recording Corp.
 By Arrangement with Warner Strategic
 Marketing
 © 2004 Lava Records LLC
 Written by C.J. Webbe, M. Ford, D.
 Pugsley, J. Rose
 Copyright Control, PRS

Analog

Strung Out Analog from the album Exile
 in Oblivion
 Written/performed by Strung Out
 Fat Wreck Chords

Stronger

Performed by Trust Company
 Courtesy of Interscope Records under
 license from
 Universal Music Enterprises
 Written by Kevin Palmer, James Fukai
 and Jason Singleton
 Published by EMI April Music Inc.

Celebration Song

Performed by Unwritten Law
 Courtesy of Atlantic Recording Corp.
 By Arrangement with
 Warner Strategic Marketing
 © 2004 Lava Records LLC
 Written by Scott Russo, John Bell, Robert
 Brewer, Steven Morris,
 Wade Younsan
 © WB Music Corp. (ASCAP) and
 Unwritten Law Music (ASCAP)
 All rights administered by
 WB Music Corp.
 All rights reserved. Used by Permission.

© 2005 THQ Inc. Developed by Rainbow
 Studios. KTM is a registered trademark
 of KTM North America, Inc. "Yamaha,
 the Tuning Fork Mark, YZ, YFZ and
 the likeness thereof including the color(s)
 and graphics are trademarks of Yamaha
 Motor used under license.
 www.yamaha-motor.com."
 "Suzuki", the "S" logo, and Suzuki
 model and product names are Suzuki
 trademarks or ®. Uses Bink Video.
 Copyright © 1997-2004 by RAD Game
 Tools, Inc. Rainbow Studios, THQ and
 their respective logos are trademarks
 and/or registered trademarks of THQ
 Inc. All rights reserved. All other
 trademarks, logos and copyrights are
 property of their respective owners.



WARRANTY AND SERVICE INFORMATION

In the unlikely event of a problem with your product ("Product"), you may only need simple instructions to correct the problem. Please contact the THQ Inc. ("THQ") Customer Service Department at (818) 880-0456 or on the web at <http://www.thq.com> before returning the Product to a retailer. Live Customer Service Representatives are available to help you Monday through Friday 9am to 5pm PST or you can use our automated systems by phone or on the web 24 hours a day, 7 days a week. Please do not send any Product to THQ without contacting us first. Your 5 digit Product Code is **52036**. Please use this code to identify your Product when contacting us.

Limited Warranty

THQ warrants to the best of THQ's ability to the original consumer purchaser of the Product that the medium on which the Product is recorded shall be free from defects in materials and workmanship for a period of ninety (90) days from the original date of purchase. The Product is sold "as is," without express or implied warranty of any kind, and THQ is not responsible for any losses or damages of any kind resulting from use of this Product. If a defect occurs during this ninety (90) day warranty period, THQ will either repair or replace, at THQ's option, the Product free of charge. In the event that the Product is no longer available, THQ may, in its sole discretion, replace the Product with a Product of comparable value. The original purchaser is entitled to this warranty only if the date of purchase is registered at point of sale or the consumer can demonstrate, to THQ's satisfaction, that the product was purchased within the last ninety (90) days.

To receive warranty service:

Notify the THQ Customer Service Department of the problem requiring warranty service by calling (818) 880-0456 or on the web at <http://www.thq.com>. If the THQ service technician is unable to solve the problem by phone or on the web via e-mail, he will authorize you to return the Product, at your risk of damage, freight and insurance prepaid by you, together with your dated sales slip or similar proof-of-purchase within the ninety (90) day warranty period to:

THQ Inc.
Customer Service Department
27001 Agoura Road, Suite 270
Calabasas Hills, CA 91301

THQ is not responsible for unauthorized returns of Product and reserves the right to send such unauthorized returns back to customers.

This warranty shall not be applicable and shall be void if: (a) the defect in the Product has arisen through abuse, unreasonable use, mistreatment or neglect; (b) the Product is used with products not sold or licensed by Microsoft or THQ (including but not limited to, non-licensed game enhancement and copier devices, adapters and power supplies); (c) the Product is used for commercial purposes (including rental); (d) the Product is modified or tampered with; (e) the Product's serial number has been altered, defaced or removed.

Repairs after Expiration of Warranty

After the ninety (90) day warranty period, defective Product may be replaced in the United States and Canada for US\$25.00. The original purchaser is entitled to the replacement of defective Product for a fee, only if proof of purchase is provided to THQ. Make checks payable to THQ Inc. and return the product along with the original proof of purchase to the address listed above.

Warranty Limitations

THIS WARRANTY IS IN LIEU OF ALL OTHER WARRANTIES AND REPRESENTATIONS. NO OTHER WARRANTIES OR REPRESENTATIONS OR CLAIMS OF ANY NATURE SHALL BE BINDING ON OR OBLIGATE THQ. ANY APPLICABLE IMPLIED WARRANTIES OR REPRESENTATIONS, INCLUDING WARRANTIES OF MERCHANTABILITY AND FITNESS FOR A PARTICULAR PURPOSE ARE HEREBY LIMITED TO NINETY (90) DAYS FROM THE DATE OF PURCHASE AND ARE SUBJECT TO THE CONDITIONS SET FORTH HEREIN. IN NO EVENT SHALL THQ BE LIABLE FOR CONSEQUENTIAL OR INCIDENTAL DAMAGES RESULTING FROM THE BREACH OF ANY EXPRESS OR IMPLIED WARRANTIES.

The provisions of this warranty are valid in the United States only. Some states do not allow limitations on how long an implied warranty lasts or exclusion of consequential or incidental damages, so the above limitations and exclusions may not apply to you. This warranty gives you specific legal rights, and you may also have other rights, which may vary, from state to state.

Warning

Copying of this Product or any of its contents or elements is illegal and is prohibited by United States and international copyright laws. Back-up or archival copies of this Product or any of its contents or elements are not authorized and are not necessary to protect your Product. United States and international copyright laws also protect this manual and other printed matter accompanying this Product. Violators will be prosecuted.

Microsoft, Xbox, Xbox Live, the Live logo, and the Xbox logos are either registered trademarks or trademarks of Microsoft Corporation in the United States and/or other countries and are used under license from Microsoft.