

COMING OCTOBER 2004



MORTAL KOMBAT DECEPTION

WWW.MORTALKOMBATDECEPTION.COM

POWERED BY
gameSpy

MIDWAY

RATING PENDING
RP
CONTENT RATED BY
ESRB

Visit www.esrb.org
for updated rating
information.

Mortal Kombat® Deception™ © 2004 Midway Amusement Games, LLC. All rights reserved. MORTAL KOMBAT, the dragon logo, MIDWAY, and the Midway logo are registered trademarks of Midway Amusement Games, LLC. MORTAL KOMBAT DECEPTION, the MI in a circle logo and all character names are trademarks of Midway Amusement Games, LLC. GameSpy and the "Powered by GameSpy" design are trademarks of GameSpy Industries, Inc. All rights reserved. Used by permission. Midway Amusement Games, LLC and its affiliates do not monitor, endorse or accept responsibility for the content of any non-Midway website. Distributed under license by Midway Home Entertainment Inc. Microsoft, Xbox, Xbox Live, the Live logo, and the Xbox logos are registered trademarks or trademarks of Microsoft Corporation in the United States and/or other countries and are used under license from Microsoft.

MATURE 17+
M
CONTENT RATED BY
ESRB

Midway Home Entertainment Inc., 675 Sycamore Drive, Milpitas, CA 95035.
Psi Ops: The Mindgate Conspiracy © 2004 Midway Amusement Games, LLC. All rights reserved. PSI OPS: THE MINDGATE CONSPIRACY, MIDWAY, and the Midway logos are registered trademarks of Midway Amusement Games, LLC. Used by permission. Havok.com™, © 1999-2002 Telekinetics Research Limited. All Rights Reserved. See www.havok.com for details. ActiveState and ActivePython are trademarks of ActiveState Corp. Portions of this software are Copyright 2000 - 2002 BGT Biographic Technologies, Inc. and its licensors. Midway Amusement Games, LLC and its affiliates do not monitor, endorse or accept responsibility for the content of any non-Midway website. Distributed under license by Midway Home Entertainment Inc.

Microsoft, Xbox and the Xbox Logos are either registered trademarks or trademarks of Microsoft Corporation in the U.S. and/or in other countries and are used under license from Microsoft.

XBOX



PSI-OPS™

THE MINDGATE CONSPIRACY



INSTRUCTION
BOOKLET

MIDWAY

WARNING

Safety Information

About Photosensitive Seizures

A very small percentage of people may experience a seizure when exposed to certain visual images, including flashing lights or patterns that may appear in video games. Even people who have no history of seizures or epilepsy may have an undiagnosed condition that can cause these "photosensitive epileptic seizures" while watching video games.

These seizures may have a variety of symptoms including: lightheadedness, altered vision, eye or face twitching, jerking or shaking of arms or legs, disorientation, confusion, or momentary loss of awareness. Seizures may also cause loss of consciousness or convulsions that can lead to injury from falling down or striking nearby objects.

Immediately stop playing and consult a doctor if you experience any of these symptoms. Parents should watch for or ask their children about the above symptoms - children and teenagers are more likely than adults to experience these seizures.

The risk of photosensitive epileptic seizures may be reduced by sitting farther from the television screen, using a smaller television screen, playing in a well-lit room, and not playing when you are drowsy or fatigued.

If you or any of your relatives have a history of seizures or epilepsy, consult a doctor before playing.

Other Important Health and Safety Information The Xbox Instruction Manual contains important safety and health information that you should read and understand before using this software.

Avoid Damage to Your Television

Do not use with certain televisions. Some televisions, especially front- or rear-projection types, can be damaged if any video games, including Xbox games, are played on them. Static images presented during the normal course of game play may "burn in" to the screen, causing a permanent shadow of the static image to appear at all times, even when video games are not being played. Similar damage may occur from static images created when placing a video game on hold or pause. Consult your television owner's manual to determine if video games can be safely played safely on your set. If you are unable to find this information in the owner's manual, contact your television dealer or the manufacturer to determine if video games can be played safely on your set.

Unauthorized copying, reverse engineering, transmission, public performance, rental, pay for play, or circumvention of copy protection is strictly prohibited.

TABLE OF CONTENTS

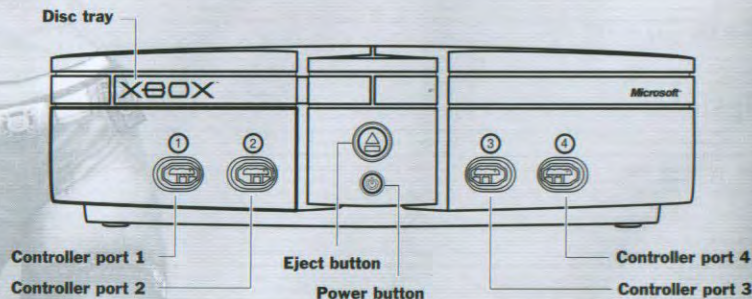
| | |
|--|---------|
| Getting Started | 3 |
| Starting Up | 4 |
| Psi-Ops: The Mindgate Conspiracy | 5 - 6 |
| Default Controls | 7 |
| Main Menu | 8 |
| Options | 9 - 10 |
| The HUD | 11 |
| Inventory | 12 |
| Weapons | 13 |
| Pick-Ups | 14 |
| PSI Powers | 15 - 17 |
| PSI Characters | 18 - 22 |
| Pause Options | 23 |
| Credits | 24 |
| Warranty | 26 |



GETTING STARTED

USING THE XBOX VIDEO GAME SYSTEM

1. Set up your Xbox™ video game system by following the instructions in the Xbox Instruction Manual.
2. Press the power button and the status indicator light will light up.
3. Press the eject button and the disc tray will open.
4. Place the *Psi-Ops: The Mindgate Conspiracy™* disc on the disc tray with the label facing up and close the disc tray.
5. Follow the on-screen instructions and refer to this manual for more information about playing *Psi-Ops: The Mindgate Conspiracy*.



AVOIDING DAMAGE TO DISCS OR THE DISC DRIVE

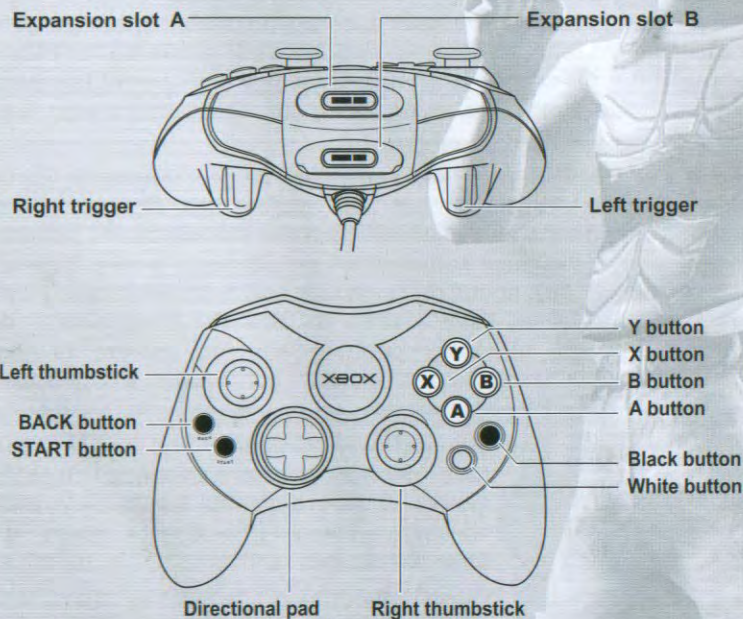
To avoid damage to discs or the disc drive:

- Insert only Xbox-compatible discs into the disc drive.
- Never use oddly shaped discs, such as star-shaped or heartshaped discs.
- Do not leave a disc in the Xbox console for extended periods when not in use.
- Do not move the Xbox console while the power is on and a disc is inserted.
- Do not apply labels, stickers, or other foreign objects to discs.

QUITTING A GAME IN PROGRESS

During the game, press the **START** button to display the Pause Menu. Press the D-pad **↑** or **↓** to select **QUIT GAME**, then press the **A** button. To confirm exiting the game, press the **A** button again to go to the Main Menu.

STARTING UP



MENU/SUB-MENU NAVIGATION

Throughout this manual, **↑**, **↓**, **←** and **→** will signify pressing Up, Down, Left and Right on the D-pad. To navigate through the game menus (i.e. Options), use the D-pad (**↑**, **↓**, **←** or **→** depending on the menu) to highlight a selection.

SAVING PROGRESS

Save Checkpoint

As you progress in the game, you'll be prompted as you gain a Checkpoint. During the game, press the **START** button to view the Pause Menu.

You must manually save a checkpoint by using the **SAVE CHECKPOINT** option. This option will access and save to the hard disk.



Psi-Ops: The Mindgate Conspiracy

During the 20th Century, many governments around the world investigated the possibility of using paranormal abilities, such as Telekinesis and Clairvoyance, to aid in their espionage programs. Before long, the largest nations were successful in establishing PSI-Operations. But, in the last years of the millennium, and with the Cold War over, many of these operations lost funding and credibility.

The American PSI program known as Project Mindgate came under intense scrutiny when an overzealous General overstepped his bounds and used his men for unsanctioned actions. Congressional hearings followed as an outraged public lamented over tax dollars spent on "psychics and witch doctors." The government released false stories to hide the truth about the immense power of PSI, publicly shutting down Project Mindgate but quietly continuing a top-secret PSI agency.

The General went underground rather than face a war crimes tribunal. Seeking power and revenge, he began recruiting disenfranchised PSI-Agents from all over the world.

These abandoned, forgotten men and women were once revered amongst the highest powers of world nations.

Banding together, they no longer saw the world in terms of nation against nation.

Instead, it was Psychics versus "Mundanes", those with PSI abilities wanting control over the everyday common man. This military cabal began a secret war against the nations of the world, creating a front organization called "The Movement" to hide their activities and build their army.



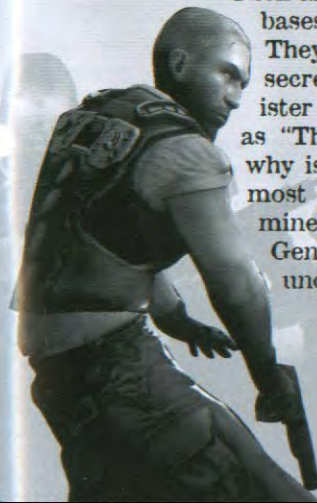
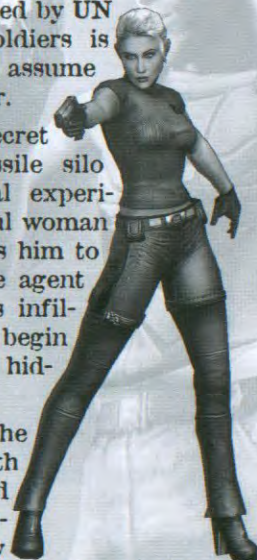
Psi-Ops: The Mindgate Conspiracy

During a raid on a vital oil refinery guarded by UN anti-terrorist troops, a squad of UN soldiers is taken prisoner by the Movement. You will assume the role of one of these men, Nick Scryer.

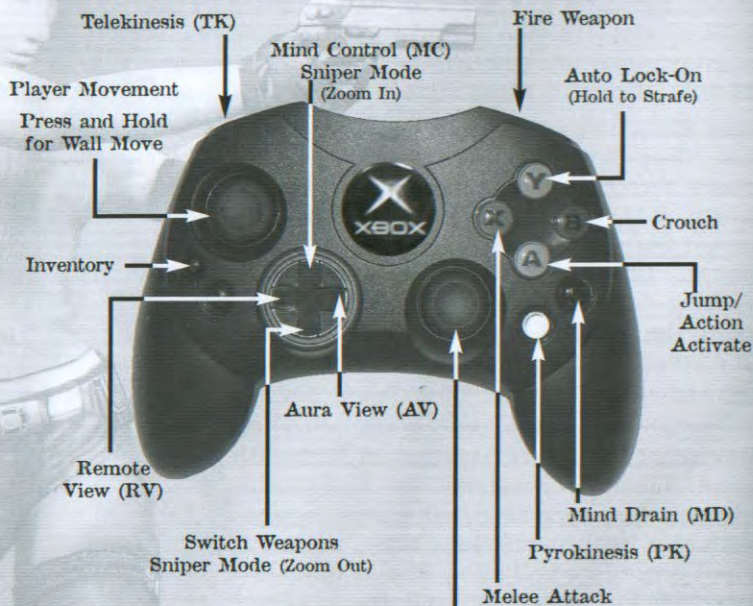
Nick finds himself locked away in a secret base deep within a former soviet missile silo where terrorists are performing unusual experiments on their prisoners. Soon a beautiful woman named Sara approaches his cell and helps him to escape. She explains that she's a double agent working for the US government and has infiltrated the terrorist organization. The two begin an adventure to uncover the Movement's hidden agenda and stop them at all costs.

In order to plant an agent into the Movement, Mindgate has masked Nick with some facial reconstruction and used advanced brainwashing techniques to suppress his real memories. This "memory wipe" procedure will allow him to pass through the Movement's powerful PSI detection equipment. Once inside, Sara helps Nick regain his memories and immense powers, revealing his past through vivid flashbacks, allowing him to complete his mission as a Mindgate agent.

Nick and Sara infiltrate the Movement's secret bases and laboratories around the world. They discover that at the center of this secret PSI-war is a mystery even more sinister and strange: An ancient artifact known as "The Monolith". What is its purpose and why is it so important to the outcome of this most deadly of all spy games? Nick is determined to find out as he fights against the General's evil plan, confronts his past, and uncovers a mystery as old as time.



DEFAULT CONTROLS



- Targeting and Camera
- TK Object Move
- Press and hold for Sniper Zoom

CONTROL LAYOUTS

Psi-Ops includes three controller presets to choose from. During the game, press the **START** button to view the Pause Menu. Select **CONTROL LAYOUT**, then press the D-pad in any direction to cycle the three configurations. Press the **A** button to accept the one you like, and return to the Pause Menu.

Main Menu

START NEW GAME

Start your new Psi-Ops adventure. You'll then select **EASY**, **NORMAL**, **HARD** or **ELITE**. If you're planning on playing the more difficult levels, try getting familiar with the controls in Training mode (below). You'll need it!



LOAD GAME



If you've saved a game to your hard disk, you can access it using this option.

Highlight the saved game, then press the **A** button. You'll then continue your game at your last saved checkpoint.

OPTIONS

See **OPTIONS**, next page.

SPECIAL FEATURES

See the "With My Mind" music video by Cold, "The Making of Psi-Ops: The Mindgate Conspiracy" and trailers for three of Midway's upcoming games.

EXTRA CONTENT

Psi-Ops: The Mindgate Conspiracy includes some hidden features that you can unlock. As you unlock the features, they'll appear in this menu. By default, you'll start off with:

TRAINING - You'll go to the Practice Room to work on your fighting skills. Follow on-screen instructions to go through your training.

COOPERATIVE PLAY - Two players can play together using two separate controllers. Controller port 1 is used for controlling movement and aiming, while the controller in port 2 is used for controlling Psi Powers and weapons.



OPTIONS

At the Options Menu, press the D-pad \uparrow or \downarrow to highlight an option, then press the D-pad \leftarrow or \rightarrow to adjust the setting.



RUN MODE

Using the FREE setting, Nick will always face the direction he is moving. Set to STRAFE if you want Nick to always face forward.

INVERT CAM U/D

If you're uncomfortable with the default camera's Up and Down movements as you play, turn this setting to ON, so the Up and Down camera movement will invert. The default setting is OFF.

INVERT CAM L/R

If you're uncomfortable with the default camera's Left and Right movements as you play, turn this setting to ON, so the Left and Right camera movement will invert. The default setting is OFF.

HEADS-UP DISPLAY (HUD)

By default, the HUD will stay on screen as you play. You can turn it OFF completely or set it to AUTO, so it will come on intermittently. See, THE HUD, pg. 11.


LOOK SPRING

With the Look Spring setting ON, you can look around, then when you move, your vision will spring in the direction you walk. With the setting OFF, you'll have to manually move your sight at all times.

OPTIONS

VIBRATION

Turn your controller's vibration feature ON or OFF.



QUICK TIPS

Turn ON Quick Tips, and you'll occasionally see some strategic hints that will stop the action to guide you along.

HIT INDICATOR

The default setting is On. Turn them ON or OFF (see HIT INDICATORS, pg. 11).

CAM L/R SPEED

This meter determines the speed the camera moves when you're looking Left or Right.

CAM U/D SPEED

This meter determines the speed the camera moves when you're looking Up or Down.

FX VOLUME


Increase or decrease the volume of the game's Sound Effects.

AMBIENT VOLUME

You can increase or decrease the environmental sounds in the game.



THE HUD



HEALTH

This red meter diminishes as you take on damage. When it's empty, you're done.

PSI METER

You can't just use your Psi Powers without a price to pay. You have only a certain amount of energy available for these powers. You can either find replenishment (see PICK UPS, pg. 14), or you can Mind Drain your enemies to replenish your Psi Meter (see MIND DRAIN, pg. 17).

ROUNDS

This is the display of your weapon's current ammunition.

CURRENT WEAPON

Your current weapon is displayed. Press the D-pad \downarrow to cycle your available weapons.

HIT INDICATORS

Hit Indicators appear on all sides of the screen while you're in a gun battle. When you're taking hits, they indicate the direction the shots are coming from.

INVENTORY



During the game, press the \circ (BACK) button to view the Inventory Screen. It provides you with information about your OBJECTIVES and INVENTORY of the items you're carrying as well as a MAP.

Pull the \square trigger or \mathbf{B} trigger to cycle between each of the three Inventory windows.

OBJECTIVES

If you've forgotten exactly what your objectives are, this screen is a quick way to refresh your memory.

INVENTORY

As you pick up items such as Med Kits or a Psi Rejuvenator, it will be displayed along with the amount of each item you're carrying. You can't carry everything you find. You will be prompted when you can carry no more of a particular item (see PICK-UPS, pg. 14).

MAP


As you complete levels and move onto another area, you'll be able to review the current area you're exploring. Press the D-pad \leftarrow or \rightarrow to cycle through the maps.

WEAPONS

Nick can carry 2 weapons, a primary (Machine Gun, Shotgun, Assault Rifle, or Sniper Rifle) and a secondary (Pistol).

SILENCED PISTOL

The pistol is Nick's secondary weapon and can never be dropped. It is most accurate at short range, and the silencer makes it an essential tool in maintaining stealth.



MACHINE GUN

The machine gun combines rapid fire, high ammo capacity and good accuracy when used at medium range, making it a very balanced weapon.



SHOTGUN

The shotgun is very powerful and extremely deadly at close range. However, this is balanced against its slow rate of fire and small ammo capacity.



ASSAULT RIFLE

The assault rifle has higher accuracy over longer ranges than the machine gun, does more damage, but has a slower rate of fire and holds less ammo.



SNIPER RIFLE

The sniper rifle's ability to zoom in and out makes it the best long range weapon. It is very powerful, but it has a slow rate of fire and holds very little ammo. Accuracy varies, but it's extremely precise when firing from a crouched position.



NOTES: Firing in single shots/bursts (i.e. repeatedly tapping the **B** trigger) rather than firing automatic (i.e. holding down the **B** trigger) yields improved accuracy for the machine gun and assault rifle.

SPECIAL WEAPONS

They're unavailable unless you MC enemies carrying this weapon.

FLAME THROWER

A short range weapon that delivers heavy damage.



ROCKET LAUNCHER

The Rocket Launcher fires an explosive round that inflicts a large amount of splash damage on impact.



PICK-UPS

KEYCARDS

Keycards are used to gain access to various rooms, doors, and elevators throughout the game. Red keys access elevators and blue keys open doors.



FIELD MEDICAL KIT

Restores a moderate amount of Nick's health



FIELD MEDICAL PACK

Restores a trace amount of Nick's health



PSI REJUVENATOR

Restores a moderate amount of Nick's PSI power



PSI VIAL

Restores a trace amount of Nick's PSI power



PSI-ELIXIR

Restores a large amount of Nick's PSI power



PISTOL AMMO

Adds to your supply of Handgun Ammo



GRENADES

Grenades can be tossed back at the enemy through Telekinesis (TK) and cause serious damage. You can also use them when you MC an enemy. Just press **↓** on the D-pad.



OTHER AMMO

Ammo for weapons is obtained by running over a dropped weapon.



Psi Powers

TELEKINESIS (TK)

- Telekinesis is the ability to move objects with the mind.
- TK encompasses a large variety of actions that expand into multiple gameplay elements when combined.

These include:

- Ability to pick up objects and people
- Ability to throw objects and people
- Ability to pick up objects and people and shoot them in the air
- Ability to pickup and throw objects to create a distraction so you can sneak by guards
- By standing on top of an object and TK'ing it up into the air, you can "TK Surf". TK surfing allows you to reach areas that you wouldn't normally be able reach. You can avoid hazardous areas, such as electrified floors or large holes in the ground.

- TK is pressure sensitive. The harder you pull the trigger, the higher the object rises.
- PSI depletion rate: Normally Slow, but Fast when moving or throwing objects.



REMOTE VIEWING (RV)

- Remote Viewing is the ability to see areas ahead/around you to plan your "attack" and/or get to information that you would not be able to get in physical form.
- RV transitions into first person camera perspective, placing you "out of body" with the ability to explore areas closed or locked. Since you are out of body you will not be detected by any enemies and are free to look around as long as your strength holds.
- A key use for RV is the ability see enemies in an area before you enter. You can plan your attack better with this method. Use RV before entering an unexplored room or simply to take a quick look around a corner.
- If you're attacked while in RV, the screen will flash red. You must return to your body quickly or you're finished.
- PSI depletion rate: Slow

NOTE: You're limited in the distance you can travel while in RV. Also, there are certain areas where RV won't work.

Psi Powers



MIND DRAIN (MD)

- Mind Drain is the ability to drain PSI energy from enemies.
- You can sneak up behind an enemy and activate a Mind Drain. The enemy is caught in your grasp and energy crackles as your PSI energy restores. The longer you hold the button, the more energy is drained, and your PSI meter increases. When you release the enemy, or when the enemy's energy is depleted, he falls to the ground and dies.
- Remember, using MD is more dangerous than using PSI power-ups. While trying to sneak up and use MD, you may be discovered by any other patrolling MPs and attacked during the Mind Drain. With its inherent dangers, this method is best used when you have no power-ups, or if you want to take a risk in order to save your power-ups for more difficult parts of the mission.
- You can also MD a dead body, but the amount of energy available from a dead body is minimal. You cannot MD a headless body.
- PSI depletion rate: None – Used to acquire PSI Strength

MIND CONTROL (MC)

- Mind Control is the ability to force an enemy character to do something by taking control of their mind/body. This will allow you to force an enemy to leave the room, shoot a fellow enemy or walk off a building.
- PSI depletion rate: Fast



PSI POWERS

PYROKINESIS (PK)

- Pyrokinesis is the ability to throw a wave/wall of fire.
- PK only affects objects that are on the ground
- Use PK in combination with TK to create deadly fireballs (set an object on fire using PK, then throw it at a large group of enemies using TK)
- PSI depletion rate: Fast



AURA VIEW (AV)

- Aura View allows you to see details that aren't visible in the real world. It can be likened to infrared or "night vision".
- Once Aura View is activated, your view will shift to a more surreal image, and you may see:
 - A brightly colored "Aura" around people - color will vary, depending on the enemy's alert state.
 - › Blue Aura - enemy is not alert to your presence
 - › Red Aura - enemy alerted
 - Remnants from the past - visual clues that may help you solve a mystery
 - Secret passages
 - Differences in similar objects
 - A dangerous presence
- Listen carefully to subtle clues in direction to determine when AV might be useful.
- PSI depletion rate: Medium

PSI CHARACTERS

NICK SCRyer - PSI-OPS Specialist

AGE: 34

HEIGHT: 6'

WEIGHT: 210 lb.

PSI POWERS:

Proficient in Telekinesis, Remote Viewing, Mind Drain, Mind Control, Pyrokinesis, and Aura Viewing. At times, he is struck by erratic glimpses of the future.

BIO

Lt. Nick Scryer is a seasoned combat veteran assigned to lead a strike team with the UN Anti-Terror Corps. Nick gets "planted" and captured in an operation against the terrorist organization known as "The Movement". Once inside, Nick discovers he is actually an agent for a secret government organization known as Mindgate. Trained in the use of his PSI abilities, Nick is a powerful weapon against worldwide terrorist threats that wield their own brand of PSI powers. But to successfully infiltrate the Movement, Nick also learns his memories and powers have been temporarily wiped to get him past the enemy's PSI probes.

He must now escape his captors and battle against the powerful PSI agents of the Movement. He must discover his true past, as well as his link to the mysterious leader of the terrorists, the General.

SARA BLAKE

AGE: 27

HEIGHT: 5' 7"

WEIGHT: 124 lb.

PSI POWERS:

The power of Telepathy.

BIO

Sara Blake remembers very little about her youth, growing up in state sponsored homes for young adults after the sudden death of her parents. She spent years in therapy for the vivid nightmares and voices in her head as a result of this psychological trauma. After a battery of clinical testing, a paranormal specialist working for a government agency suggested she be tested for her PSI abilities.

Through this testing procedure, it was proven that Sara had strong Telepathic powers. She was eventually recruited by Project Mindgate and began training as a PSI-Operative. After a short time, government funding for this program began to fade and Sara became suspect of the group's leadership under General William Kreiger. When Project Mindgate was shut down, Sara went underground but kept a close watch on the General and his plans.

Sara Blake is a strong willed, independent woman that carries a lot of psychological scars. She is also a highly skilled undercover operative that shares her secrets with no one. Sara has now infiltrated the Movement to gain access to the General, but she also has plans of her own.



Psi Characters

THE GENERAL - Leader of "The Movement"

AGE: 52

HEIGHT: 6' 2"

WEIGHT: 180 lb.

PSI POWERS:

None we are aware of at this time.

BIO

A distinguished military record brought William Kreiger into the underground realm of government Black-Ops programs. Placed in charge of the government's PSI program, code named Project Mindgate, he began to understand the true power of the human mind. However, the end of the Cold War also brought an end to Project Mindgate.

Unwilling to lose the power of his position, Krieger overstepped his authority and used the agency to further his ambitions. Indicted for war crimes by his own country, he escaped trial and fled underground.

Now, re-emerging as the General, he has become the enigmatic leader of a terrorist organization known as the Movement. Backed with a growing army led by a group of powerful rogue PSI-Agents from around the world, his goal is to retrieve and control the pieces of a mysterious ancient artifact. The General's insane lust for domination leads him to believe this artifact has the potential to bestow upon him the ultimate power of a god.



JOV LEONOV - Master of Mind Control

AGE: 52

HEIGHT: 6' 1"

WEIGHT: 175 lb.

PSI SPECIALTY:


Master of Mind Control, using others do his dirty work.

BIO

Jov Leonov, originally a native of Mongolia, was taken in by the Soviet government when an accident left him blind at an early age. It also left him with powerful Mind Control abilities. Raised and groomed to be the perfect Soviet spy, he soon became a deadly PSI operative.

Following the end of the Cold War, Leonov became involved with the terrorist organization known as the Movement. Recruited for his expertise in Mind Control, the cold and calculating Leonov began development on a secret project known only as the Meat Puppet Program.

Leonov is always flanked by one of his victims, using their eyes for his vision through Mind Control. He remains calm and controlled when his meticulous plans are operating smoothly. However, he can become unstable and irrational when all does not go according to plan.



Psi Characters

EDGAR BARRETT - Master of Telekinesis

AGE: 37

HEIGHT: 6' 8"

WEIGHT: 385 lb.

PSI POWER:

Telekinesis, allowing him to move anything.

BIO

Edgar Barrett led a downtrodden life until the emergence of his PSI abilities allowed him to attain money, power and status. His Telekinesis allowed him to climb the ranks of Project Mindgate, becoming the number one operative. At that point, Barrett's lust for power pulled him into the General's conspiracy and later into the madman's underground terrorist organization.

Barrett now secretly runs several high profile businesses as fronts for the Movement. He launders money, moves weapons, and uses his influence to allow the General to operate in more than a dozen smaller nations across the globe.

His lust for power has fueled his belief in the idea of a "PSI elite." He foresees a world in which the PSI elite will rule over a world of "Mundanes." It is for this goal that he begins his quest to help the General attain an ancient power - a power that will allow them to rule the world.



WEI LU - Master of Illusion

AGE: 24

HEIGHT: 5' 4"

WEIGHT: 110 lb.

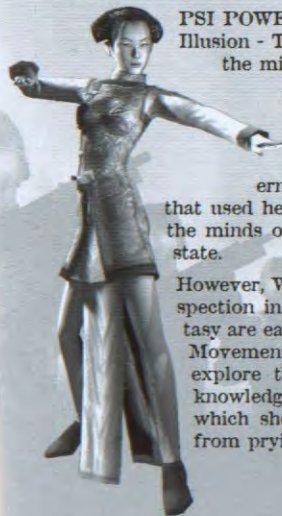
PSI POWER:

Illusion - The ability to create false visions and memories in the minds of others.

BIO

When her PSI powers were detected, Wei Lu was taken from her family and raised to be a perfect Intelligence Agent by the Chinese government. She became a one-woman killing machine that used her ability to implant false visions and beliefs into the minds of others as a means to carry out the will of the state.

However, Wei Lu grew to be a young woman driven by introspection in a world where the line between reality and fantasy are easily blurred. She soon came to the attention of the Movement, and it was here that she found a place to explore these ideas. She gained access to the General's knowledge of PSI in exchange for her stunning power, which she uses to hide the operations of the Movement from prying eyes.



PSI CHARACTERS

MARLENA KESSLER - Master of Pyrokinesis

AGE: 34

HEIGHT: 5' 7"

WEIGHT: 125 lb.

PSI POWER:

Pyrokinesis, the ability to create and control flames, explosions and heat.

BIO

Marlena Kessler grew up in a divided Germany. When her powers manifested themselves during puberty she was quickly inducted into the Soviet Psi-Ops program. However, Marlena took the first opportunity she could to flee to the west, leaving behind her family and past.

Marlena was later recruited into the Movement by Edgar Barrett. His rhetoric of a PSI elite appealed to her sense of justice. Now her righteous attitudes about the Mundanes have led her to become a bitter and arrogant woman, driven by a desire for power.

NICOLAS WRIGHTSON - Master of Remote Viewing

AGE: 41

HEIGHT: 5' 11"

WEIGHT: 111 lb.

PSI POWER:

Remote Viewing, the ability to send one's mind out-of-body and spy anywhere in the world. He also has the ability to Mind Control weak willed individuals.

BIO

Wrightson once worked alongside Nick at Mindgate where he put his Remote Viewing talents to good use. But as he began to take longer and longer trips into the ether of RV, his sense of reality began to unravel.

When Project Mindgate ended, Wrightson was seduced into joining the Movement. It was here that Wrightson became the General's eyes and ears across the globe, spying on the world through the ether of RV.

He has since withdrawn completely from the real world. For him, RV is an addiction that is so strong, he refuses to return to his true body. Few within the Movement truly understand how deranged Wrightson has become, and even fewer are aware of the location of his real body that grows ever more sickly and wretched in its hidden sanctuary, murmuring incoherently about strange things and entities.



OTHER CHARACTERS

DR. KIMIKO JONES - Scientist

AGE: 28

HEIGHT: 5' 6"

WEIGHT: 115

PSI POWER

None.

BIO

Kimiko became a scientist in order to follow in the footsteps of her grandfather, who left a distinguished research career to delve into the secret world of the occult. She soon discovered that her grandfather was in fact researching ancient relics for the American government. Relics that were somehow linked to the world of PSI power.

Her obsession with her grandfather's past and her own research brought her to the attention of the General, who allowed her access to certain artifacts and knowledge that only he possessed. Making great strides in her research, Kimiko has blinded herself to the General's true purpose. She has only recently begun to realize that the man who she once saw as a benefactor may in fact be mankind's greatest threat.



THE MINIONS - Meat Puppets

The Movement uses brainwashed humans as their nameless, numberless minions. Mind controlled and unquestioning, these "super soldiers" overcome their enemies by sheer number, force and terror. They can be programmed to be immune to pain, to lay down their lives without question, or to kill with no remorse.

There are three levels of Meat Puppet warriors, each one more powerful, cunning and deadly.

MP1


The most numerous, these Meat Puppets are made up of people that have been quickly brainwashed. They are often "new recruits" who have only recently been kidnapped and had the very lowest form of "programming" in the meat lockers. These soldiers use numbers and superior firepower to defeat their enemy.

MP2

These soldiers are a step above the common Meat Puppet. Longer re-programming time has allowed them to be more accurately programmed and controlled. They have higher abilities of reason and independent thought which make them harder to outsmart and defeat.

MP3

The highest form of the Meat Puppet, these soldiers are also the least numerous. Combining individual thought, cunning training and a lack of fear, these super soldiers are deadly and efficient. They can also be quickly trained via downloadable programs to perform a variety of tasks, from simple demolitions to difficult piloting skills.



CREDITS

Production

Project & Design Lead Brian Eddy
Lead Programmer Jason Blochowiak
Visual & Presentation Director Sal Divita
Art Director Chip Sineni
Producer Alexander Offermann
Senior Programmers Steve Ellmore & Steve Sengele
Programming Team Matthew Baranowski, Frank Force, Brian Hall, Eric Kiander,
Dawson Kwong, James McNeill, Scott Nelson, Anthony Rod,
Mark Sachs, Matt Steinke, Nathan Teske & John Walsh

Art Manager

Technical Art Lead Greg Freres
Senior Artists Dave Pindara
Art Team Keith Beu, Jarod Pranno & David Zablouid
Art Team Everardo Acosta, Katie Diebold, Walter Imes, Todd Keller,
Victor Lopez, Brian McRae, Vince Proce, Mehran Torgoley
& Kurt Williams

Motion Capture & Animation Lead

Motion Capture & Animation Jason Kaehler
Motion Capture & Animation Andy Konieczny & Jan Sjovald
Motion Capture Specialist Jim Gentile
Additional Motion Capture Jeff Baker, Rick Chase, Eli Figueroa, Derrick McGinnis,
& Freddie Palma

Level Design Lead

Level Design Team Rich Markese
Level Design Team Ray De Guzman, Ryan Heaton, Tony Loquercio,
Rocky Markese, Robb Schoenbacher & Eric Wackerfuss

Sound & Music Lead

Additional Audio Vincent Pontarelli
UI Team Chase Ashbaker, Richard Carle & Dan Forden
Tools & Technology Director Robert Klapka & Martin Ryan
Tools & Tech Group Cary Mednick
Tools & Tech Group Steve Anichini, Matt Berry, Drew Dormann, Erdem Erdenen,
Jason Fugate, Ed Keenan, Shawn Liptak, Adisak Pochanayon
& Otto Schnurr

Additional Programming

Additional Programming Alexander Barrentine, Robert Blum, John Nocher,
Jamie Rivett & Nick Shin

Additional Art

Additional Motion Capture Performances Matthew Gilmore
VP of Product Development Gabriel Gere, Michelle Lang, Carlos Pesina & Tara Rhoden
Technical Director Matt Booty
Studio Art Direction Joel Seider
Cinematic Director Martin Murphy
FMV Services Team Marty Stultz

FMV Services Team

FMV Services Team Roger Berrones, Paul Chamnankit, Rick Chase, Won-Jun Cho,
Sam Crider, Chuck Ernst, Jim Gentile, Aaron Hall,
Pav Kovacic, Tony Lewellen, Aaraty Mehta,
Thom Miecznikowski, Rick O'Meara, Vince Proce,
Ty Primosch, Marc Stanyk, Ben Tanaka & Brian Wright

External FMV

Story Layout & Dialog Writer BrainZoo
Localization Producer Brian Babendererdc
Samuel Peterson

Voice Talent

Nick Sryer & Nicholas Wrightson Steve Matuszak
Sara & Tonya Blake Joanna Buese
The General Greg Whalen
Jov Leonov Jerry Bloom
Edgar Barrett Freeman Coffey
Wei Lu Jeannie Woo
Marlena Kessler (Pyro) Tracey Repep
Dr. Kimiko Jones Merrie Greenfield
Additional Voices Johanna Añonuevo, Ed Boon, Brian Chard,
Beth Melewski & Ben Sarason

CREDITS

Quality Assurance (Chicago)

QA Supervisor Loren Gold
Lead QA Analyst David Casso
QA Product Analysts John Cruz, Chris McFadden, James Pettinger, Greg Ranz,
Ki Wolf-Smith, Richard Vrtis, Timothy Waller & Warren Wilkes

Quality Assurance (San Diego)

QA Director Paul Sterngold
QA Supervisor Dan Wagner
Lead QA Analysts Rob Belair & Matt Jenkins
Quality Assurance Analysts Peter Briones, Eric Chow, Jomel Fontanilla, Mark A. Fontecha,
Phil Gorney, Mike Hampton, Myong Hong, Alan Martinez,
Clermont Matton, Mike Mengle, Colin Payette, Chanel Penley,
John Ryan, Matt Staples, Ricky M. Waibel & Tommy Woo
Technical Standards Analysts Ray Mitchell, James Sanders, Chris Berg, Courtland Jones,
Daniel Kit, Josh Palmer, Jimmy Storey & Jason Jorgensen

Marketing

Chief Marketing Officer Steve Allison
VP of Marketing Mona Hamilton
Sr. Product Manager Randy Severin
Dir. Channel Marketing Greg Mucha
Channel Marketing Manager Echo Storch
Dir. Public Relations Reilly Brennan
Public Relations Manager Natalie Salzman

Midway Office U.K.

European Marketing Director Matt Broughton
Product Manager Thomas Mahoney
European Product Manager Matt Huband
Public Relations Manager Phil Robinson
Software Product Coordinator Joanna Hammond
Graphic Artist Yoni Attias

Creative Media, Chicago

Michael Crawford, Rigoberto Cortes, Christian Munoz, Jack O'Neill, Bill O'Neil, Chris Skrundz,
BethAnn Smukowski, Dimitrios Tianis, Christa Woss & Larry Wotman

Print Design & Production

Creative Services - San Diego, Ca.

Special Thanks

Neil Nicastro, David Zucker, Ken Fedesna, Miguel Iribarren, Mark Beaumont, David Nichols,
Michael Weibacher, Cary Mednick, John Podlasek, Tony Adams, Rob Gross, Jon McClenahan,
Matt Cooley, Eugene Geer, Scott Pikulski, Laura Grieves, Anne Marie Koenig, Chris Wright,
Mo and his staff at Brain Zoo, Havok, Andrew Bowell, Dave Gargan, Nick Gray, Biographic,
Elmhurst College Choir, DNA, Inc., Marc Webb, Clark Jackson, Missy Galanida & Nathalie Shoes

Music

"With My Mind"
Written by Cold
Produced by Howard Benson
Mixed by Mike Plotwikkoff
Appears courtesy of Interscope Records
Published by Warner Chappell
© 2003s



ARE YOU READY FOR THE TRUTH?

AREA-51[®]

EMERGING FALL 2004



 **MIDWAY**

www.area51-game.com

RATING PENDING



Visit www.esrb.org
for updated rating
information.

Area 51 © 2004 Midway Home Entertainment Inc. All rights reserved. Area 51, MIDWAY, and the Midway logos are trademarks of Midway Amusement Games, LLC. Used by permission. GameSpy and the "Powered by GameSpy" design are trademarks of GameSpy Industries, Inc. All rights reserved. Midway Entertainment Inc. and its affiliates do not monitor, endorse or accept responsibility for the content of any non-Midway website. Distributed under license by Midway Home Entertainment Inc. Microsoft, Xbox, Xbox Live, the Live logo, and the Xbox logos are either registered trademarks or trademarks of Microsoft Corporation in the United States and/or other countries.

WARRANTY

MIDWAY HOME ENTERTAINMENT INC. warrants to the original purchaser of this Midway Home Entertainment Inc. software product that the medium on which this computer program is recorded is free from defects in materials and workmanship for a period of ninety (90) days from the date of purchase. This Midway Home Entertainment Inc. software program is sold "as is," without express or implied warranty damages of any kind, and Midway Home Entertainment Inc. is not liable for any losses or damages of any kind resulting from the use of this program. Midway Home Entertainment Inc. agrees for a period of ninety (90) days to either repair or replace, at its option, free of charge, any Midway Home Entertainment Inc. software product, postage paid, with proof of purchase, at its Factory Service Center.

This warranty is not applicable to normal wear and tear. This warranty shall not be applicable and shall be void if the defect in the Midway Home Entertainment Inc. software product has arisen through abuse, unreasonable use, mistreatment or neglect. THIS WARRANTY IS IN LIEU OF ALL OTHER WARRANTIES AND NO OTHER REPRESENTATIONS OR CLAIMS OF ANY NATURE SHALL BE BINDING ON OR OBLIGATE Midway Home Entertainment Inc. ANY IMPLIED WARRANTIES APPLICABLE TO THIS SOFTWARE PRODUCT, INCLUDING WARRANTIES OF MERCHANTABILITY AND FITNESS FOR A PARTICULAR PURPOSE, ARE LIMITED TO THE NINETY (90) DAY PERIOD DESCRIBED ABOVE. IN NO EVENT WILL MIDWAY HOME ENTERTAINMENT INC. BE LIABLE FOR ANY SPECIAL, INCIDENTAL, OR CONSEQUENTIAL DAMAGES RESULTING FROM POSSESSION, USE OR MALFUNCTION OF THIS Midway Home Entertainment Inc. SOFTWARE PRODUCT.

Some states do not allow limitations as to how long an implied warranty lasts and/or exclusions or limitations of incidental or consequential damages so the above limitations and/or exclusions of liability may not apply to you. This warranty gives you specific rights, and you may also have other rights which vary from state to state.

Midway Home Entertainment Inc.
Attn: Tech/Customer Support
PO Box 360839
Milpitas, Ca 95036-0839
www.midway.com

Midway Customer Support
(408) 473-9499
10:00am - 6:30pm / Pacific Time
Monday - Friday
Email: support@midway.com

Hints and Tips

For the hottest tips and codes for Midway games, call 1-900-448-HINT (4468). Automated tips and codes are available 24 hours a day, 7 days a week. The cost for automated hints is \$1.50 per minute. Live operator support is available Monday through Friday from 10 am to 6:30 pm Pacific Time. You must be 18 years of age or older or have parental consent to call this number. A touchtone phone is required. Messages are subject to change without notice.

Microsoft, the Microsoft Game Studios logo, Xbox, the Xbox logo and Psi-Ops: The Mindgate Conspiracy are either registered trademarks or trademarks of Microsoft Corporation in the United States and/or other countries.

