



3303 Scott Blvd.
Santa Clara, CA 95054

Nintendo

GAME BOY



DMG-RR-USA



INSTRUCTION BOOKLET



Game counselors available M-F 8 a.m. to 5 p.m. P.S.T. (408) 727-1665

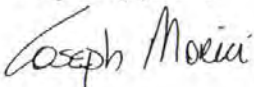
Printed in Japan

A special message from CAPCOM

Thank you for selecting **Who Framed Roger Rabbit** for your Game Boy system. We are proud to offer you this action-packed adventure, Capcom's latest contribution to the Game Boy!

Who Framed Roger Rabbit offers the finest graphics and stereo sound available for the Game Boy. We hope you enjoy the excitement and challenges that await you in **Who Framed Roger Rabbit**.

Very truly yours,



Joe Morici
Senior Vice President
CAPCOM, U.S.A.

LICENSED BY



NINTENDO, GAME BOY
AND THE OFFICIAL SEALS
ARE TRADEMARKS OF
NINTENDO OF AMERICA, INC.

© The Walt Disney Company, Amblin Entertainment Inc.



THIS OFFICIAL SEAL IS YOUR
ASSURANCE THAT NINTENDO HAS
APPROVED THE QUALITY OF THIS
PRODUCT. ALWAYS LOOK FOR
THIS SEAL WHEN BUYING GAMES
AND ACCESSORIES TO ENSURE
COMPLETE COMPATIBILITY WITH
YOUR GAME BOY SYSTEM.

SAFETY PRECAUTIONS

Follow the suggestions below to keep your Game Boy and Game Pak in top operating condition:

1. Always make sure the Game Boys power is off before inserting or removing the Game Pak.
2. Don't try to take the Game Pak apart.
3. Never touch the contact points on your Game Pak.
4. Keep your Game Pak safe from direct sunlight, high heat, and extreme cold. Don't bend it, crush it, or let it get wet. Store it in its protective package at room temperature when you're not using it.
5. If your Game Pak gets dusty, clean it with a soft, dry cloth. Never use thinners, solvents, benzene, alcohol, or other strong cleaning agents, which can damage the Game Pak.

TABLE OF CONTENTS

Safety Precautions.....	3
Getting Started	5
Roger Rabbit, Detective.....	6
Controlling Roger.....	7
The Search is On	8
Special Actions.....	9
The Toon Tools and Items Box.....	10
Toontown Trails.....	12
Toon Tips.....	13
Using a Password.....	14
90-Day Limited Warranty	15

GETTING STARTED

1. Plug the **Who Framed Roger Rabbit** Game Pak into your Nintendo Game Boy and turn it on. In a few moments the title screen appears.
2. Press the **Start** button to begin the game at Scene 1. (Or use a password to start at a later scene. See *Using a Password* on page 14.)
3. During play, press **Start** to pause the game. During this time you can choose a Toon Tool or Item. Press **Start** again to resume play without choosing anything.
4. Press **Start** and **Select** together to restart the game from the title screen.



ROGER RABBIT, DETECTIVE

Something very funny is going on in Toontown. Creepy Judge Doom, who hates Toons, is attempting a takeover! He gets five sleazy Weasels to do his dirty work, and they kidnap Jessica Rabbit!

Roger's got to rescue her. First he must collect his wits, and then the evidence and clues needed to arrest Judge Doom. The town is full of information, but Roger must talk to the right people to get it. And he's got to find Eddie Valiant to help him.

Toontown is a maze of streets, alleys, offices and shops. The clues, evidence, and witnesses could be anywhere.

Hurry, Roger! There's not much time. Judge Doom and the Weasels are determined to get what they want. And you've got to make sure they don't.



CONTROLLING ROGER

Press this:

Control pad up, down left or right

Control pad up or down

Button A

Button B

Start Button

To do this:

• Walk in that direction.

• Climb up or down stairs.

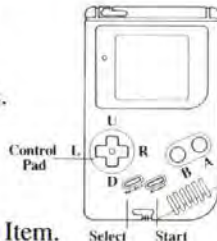
• Talk to another character.

• Duck down, search something or pick up an Item.

• Get something from the Toon Tools and Items Box.

• Use a Toon Tool.

• See the Toon Tools and Items Box. Use the control pad to move the square over something you want, and then press button A.



THE SEARCH IS ON!

Ring-a-ding! Jing-a-ling! Take that call Roger. Walk up to the phone and press button **A**. You're about to hear some startling news. And get yourself into some hair-raising situations! Jessica Rabbit is in danger. You don't have much time to find her before Judge Doom takes over Toontown. You'll spend all your time solving riddles and gathering evidence. But once in a while you may end up in a fight, especially when the tough Toons start shooting!



If you get hurt, you'll lose some strength. The hearts at the top left of the screen show how much strength you have left. You can regain strength by picking up carrots you find on the ground. But if you're on your last heart, it's rabbit wipe-out when a bad Toon catches up with you!

If you get turned into rabbit food, you can start a scene over or begin a new game. On the screen that appears, choose **Continue** or **Start** with the control pad, and then press **Start** or button **A**.

SPECIAL ACTIONS

Getting Information

Walk up to someone and press button **A**. You'll begin a conversation. You may learn valuable information, directions or hints about what to do next. If there's an arrow in the conversation box, press button **A** to keep talking. Press button **A** at the last box to swing back into action.

Searching For Evidence

Press button **A** to pick up something you find on the ground. To search a chest, table or other object, walk up to it and press button **A**. If you find something, it will go into the Toon Tools and Items box.

Hiding Behind Objects

Move behind crates, corners of buildings, or any place that can protect you from the Weasels or other bad Toons. If there's no place to hide, press button **A** to duck down. The tough guys may turn their backs on you.

THE TOON TOOLS AND ITEMS BOX

When tough Toons attack, don't be caught bare-handed. Press **Start** to see the Toons Tools and Items box. Press the control pad to move the square over something in the box. Then press button **A** to get back to town with your Tool or Item.



Punching Glove

Point the glove at an opponent and press button **B** to knock him flat! Then scurry away, because the toughie will soon revive.



Toon Gun

Point the gun and press button **B** to shoot a knock-out bullet. While shooting, press the control pad to aim in different directions. You've got to find the bullets before the gun can do you any good.




Speedy Shoes

Use these for quick get-aways. They'll help you out-race toughies who try to get rough.

TOON ITEMS

During your investigation, you'll find Items on the ground and in shops and offices. Some of them may not seem important. Items can help you, but you'll have to figure out what they're good for.

To pick up an Item, get as close as you can to it and then press button **A**. The Item will go into the Toon Tools and Items box. If you pick up a carrot, you get more strength right away.



TOONTOWN TRAILS

You're hot on the trail or are you? Your hunt takes you through six scenes of discovery, deduction, and d-d-d-danger! You may get valuable clues in Marvin Acme's office, or you might duck down an alley only to get trapped in an ambush!

Visit the Ink and Paint Club, where the action is hot! Talk to Delores, and find out what Lucy knows. Get Eddie Valiant to help you, even if you have to say "Puh-lease!"

Figure out what it takes to get the Weasels to stop! Threats?

Evidence? A punch in the kisser? They just might surprise you.



TOON TIPS

- Search all the streets, alleys, buildings and rooms. Try to remember the way you went, so you can go another way next time.
- Talk to everyone. You'll get hints that help you figure out where to go or what to do next.
- Use the whistle to call Benny the Cab. He'll help you get places fast, and catch those slippery crooks.



USING A PASSWORD

When you finish a scene, you'll see a secret password. Write it down. (You might also want to write down the number of the next scene you will play, so you'll know where you got the password.) Then press **Start** to go on to the next scene.

The next time you play **Who Framed Roger Rabbit**, you can start at the place where you got the password. Here's how:

1. Use the control pad to choose *Password* from the title screen.
2. On the next screen, use the control pad to move the marker to the first letter or number in the password. Then press button **A**. The letter will appear on the line at the top of the screen.
3. In the same way, select all the letters or numbers of the password in order. When you're finished, the game will begin at the scene for that password.

Note: If you enter the password incorrectly, you can try again.

90-DAY LIMITED WARRANTY

90-DAY LIMITED WARRANTY

CAPCOM U.S.A., Inc. ("Capcom") warrants to the original consumer that this Capcom Game Pak ("PAK") shall be free from defects in material and workmanship for a period of 90 days from date of purchase. If a defect covered by this warranty occurs during this 90-day warranty period, Capcom will repair or replace the PAK, at its option, free of charge.

To receive this warranty service:

1. DO NOT return your defective Game Pak to the retailer.
2. Notify the Capcom Consumer Service Department of the problem requiring warranty service by calling (408)727-0400. Our Consumer Service Department is in operation from 8:00 A.M. to 5:00 P.M. Pacific Time. Monday through Friday.
3. If the Capcom service technician is unable to solve the problem by phone, he will provide you with a return Authorization number. Simply record this number on the outside packaging of your defective PAK, and return your PAK freight prepaid, at your risk of damage, together with your sales slip or similar proof-of-purchase within the 90-day warranty period to:

CAPCOM U.S.A., Inc.
Consumer Service Department
3303 Scott Boulevard
Santa Clara, CA 95054

This warranty shall not apply if the Pak has been damaged by negligence, accident, unreasonable use, modification, tampering, or by other causes unrelated to the defective materials or workmanship.

REPAIRS AFTER EXPIRATION OF WARRANTY:

If the PAK develops a problem after the 90-day warranty period, you may contact the Capcom Consumer Service Department at the phone number noted previously. If the Capcom service technician is unable to solve the problem by phone, he may provide you with a Return Authorization number. You may then record this number on the outside packaging of the Defective PAK and return the defective PAK freight prepaid to Capcom, enclosing a check or money order for \$10.00 payable to CAPCOM U.S.A., Inc. Capcom will at its option, subject to the conditions above, repair the PAK or replace it with a new or repaired PAK. If replacement PAKS are not available, the defective PAK will be returned and the \$10.00 payment refunded.

WARRANTY LIMITATIONS:

ANY APPLICABLE IMPLIED WARRANTIES, INCLUDING WARRANTIES OF MERCHANTABILITY AND FITNESS FOR A PARTICULAR PURPOSE, ARE HEREBY LIMITED TO NINETY DAYS FROM THE DATE OF PURCHASE AND ARE SUBJECT TO THE CONDITIONS SET FORTH HEREIN. IN NO EVENT SHALL CAPCOM BE LIABLE FOR CONSEQUENTIAL OR INCIDENTAL DAMAGES RESULTING FROM THE BREACH OF ANY EXPRESS OR IMPLIED WARRANTIES.

The provisions of this warranty are valid in the United States only. Some states do not allow limitations on how long an implied warranty lasts or exclusions of consequential or incidental damages, so the above limitations and exclusions may not apply to you. This warranty gives you specific legal rights, and you may have other rights which vary from state to state.

Discover the
value of
quality family
entertainment.

And get \$10
cash back when
you subscribe to
The Disney
Channel.

(See Reverse)



The **Disney** Channel
America's Family Network™



Mickey Mouse Club
Every weekday afternoon.

© Disney

\$10 Cash Back Rebate Certificate

Yes, I became a new subscriber to The Disney Channel between October 1, 1990 and December 31, 1991. Attached is my proof of installation.

Name _____ Phone (____) _____

Address _____

City _____ State _____ Zip _____

Terms and Conditions

- All requests must be received by January 31, 1992.
- Send:** (1) The original copy of your bill for The Disney Channel service showing that you became a subscriber between October 1, 1990 and December 31, 1991, and (2) this \$10 Cash Back Rebate Certificate to:
The Disney Channel Rebate Offer
P.O. Box 2184 - Dept. DCC
Chatsworth, CA 91313
- The new subscription rebate check will be mailed to the address on your cable bill or installation work order.
- Offer Limited to:** Only one (1) \$10.00 rebate check per household for NEW subscribers (between October 1, 1990 and December 31, 1991) to The Disney Channel. **Current subscribers are not eligible.** Limited to residents of the USA, Guam and Puerto Rico, private residences only. Not available to groups, clubs, associations or organizations. **Not to be used in conjunction with any other Disney Channel subscription offer. New subscribers are not eligible for this offer if they have taken advantage of a Disney Channel premium or cash rebate offer within the past 12 months.**
- Other Terms and Conditions.** Please allow six (6) weeks for the mailing of the check. Offer void where taxed, prohibited or regulated. The Disney Channel may not be available in some areas; check with your local cable operator. There may be charges associated with your Disney Channel subscription other than the monthly subscription fee. The official form and cable work order or invoice showing installation of The Disney Channel must accompany your request and must be mailed together. Mechanical reproduction (i.e. photocopies) of the following will not be honored or returned: official form, cable invoice, cable work order or satellite subscription invoice. **You must send original documents.** Official forms or qualifying receipts will not be returned. We will not be responsible for late, lost or misdirected mail. Offer may be revoked and cancelled if offer materials contain printing, mechanical or other errors.



The **Disney** Channel
America's Family Network™

MAIL-IN CERTIFICATE

**FREE MICKEY MOUSE CLUB
HIP PACK
AND \$10 OFF
THE DISNEY CHANNEL**




See The Following Details...

Not sponsored by
Nintendo of America Inc.

Receive Your FREE Mickey Mouse Club Hip Pack
when you purchase any two of the following Capcom video games:

The Little Mermaid, Mickey Mousecapade,
Mickey's Dangerous Chase, Who Framed Roger Rabbit,
Adventures in the Magic Kingdom,
Rescue Rangers, DuckTales, TaleSpin

To receive your free hip pack:

- 1) Fill in this mail-in certificate completely.
- 2) Include **two (2) UPC Symbols** () from any of the Capcom games listed above, as proof-of-purchase.
- 3) Enclose **\$3.25** for postage & handling. (Do not send cash).
- 4) Mail to: **Capcom/Disney Channel Offer, 234 D Main St.
Dept. 184, Pleasanton, CA 94566**

please print:

Name: _____

Street Address: _____

City: _____ State: _____ Zip: _____

This Mail-In Certificate must accompany your request. Neither it nor the required UPC symbols may be reproduced. Limit one per family, group or organization. Offer good only in U.S.A. Void where prohibited or otherwise restricted. Allow 6-8 weeks for processing. OFFER EXPIRES January 1, 1992 or while supplies last.

MAIL-IN CERTIFICATE

