


GAME BOY ADVANCE

AGB-AEYE-USA-1

Disney's
KIM POSSIBLE
Revenge of **MONKEY FIST**



Instruction Booklet

<http://www.replacementdocs.com>



EVERYONE
Mild Violence

THIS PRODUCT HAS BEEN RATED BY THE ENTERTAINMENT SOFTWARE RATING BOARD. FOR INFORMATION ABOUT THE ESRB RATING, OR TO COMMENT ABOUT THE APPROPRIATENESS OF THE RATING, PLEASE CONTACT THE ESRB AT 1-800-771-3772, OR VISIT WWW.ESRB.ORG.



THIS OFFICIAL SEAL IS YOUR ASSURANCE THAT NINTENDO HAS APPROVED THE QUALITY OF THIS PRODUCT. ALWAYS LOOK FOR THIS SEAL WHEN BUYING GAMES AND ACCESSORIES TO ENSURE COMPLETE COMPATIBILITY. LICENSED BY SALE FOR USE ONLY WITH OTHER AUTHORIZED PRODUCTS BEARING THE OFFICIAL NINTENDO SEAL OF QUALITY.

LICENSED BY



NINTENDO, GAME BOY, GAME BOY ADVANCE AND THE OFFICIAL SEAL ARE TRADEMARKS OF NINTENDO.
© 2001 NINTENDO. ALL RIGHTS RESERVED.

© Disney

THIS GAME PAK WILL WORK ONLY WITH THE GAME BOY® ADVANCE VIDEO GAME SYSTEM.

Contents

Here's The Sitch...

Controls

Menu Controls	4
Kim's Basic Controls	5
Kim's Combos	6

Getting Started

The Title Screen	7
------------------------	---

The Main Menu

Start Game	7
Options	7
Password	7

Playing Disney's Kim Possible.....

Kim's Room

Main Game Screen	9
------------------------	---

Kimcommunicator


Collectible Items

Gadgets	12
Power Crystals	13
Snackage Power-Up	13
Naco Power-Up	13
Extra Life Power-Up	13
Club Banana Mags	13
Movie Clips	13

Dr. Drakken & Mini-Bosses

Credits

Customer Support



Here's the Sitch...

Dr. Drakken has teamed up with Monkey Fist and Shego to take over the world! Using their "MasterVillain" Credit Card, they have purchased hundreds of minions forming an army of Monkey Ninjas and Drakken Henchmen. Not only are these creeps trying to take over the world, but they've kidnapped Ron Stoppable!!! They plan to use him as a guinea pig for their super-secret weapon of destruction.

Kim will team up with Rufus as they travel the globe in search of Dr. Drakken's evil lair. She'll have to use the amazing acrobatic moves she learned in cheerleading practice on any enemy that comes her way. Kim will also be able to take advantage of her super-cool, super-spy gadgets like her Hair Dryer Grappling Hook, Lipstick Laser, and Compact Bombs to get her through tough obstacles that are really "so not the drama."

While fighting against Kim's foes, she'll have to collect power crystals. Drakken has left a trail of power crystals all the way to his secret lair. Wade Load has determined that these power crystals store up to 1 million gigawatts of power. Dr. Drakken must want it for his super-secret weapon of destruction! Collect as many of them as you can before Drakken does!

Controls

L Button

Control Pad

START

SELECT



R Button

A Button

B Button

Menu Controls

These are the buttons you need to press when you are on a menu screen.

Control Pad Up and Down	Highlight menu options
A Button or Start	Select option
B Button	Return to the previous screen

Kim's Basic Controls

Right Arrow	Run Right
Left Arrow	Run Left
Down Arrow	Duck
A Button	Jump
B Button	Punch Attack
R Button (standing still)	Punch Attack/Use Teleporter
L Button	Activate Gadget
Start	Pause Game
Select	Kimmunicator

Kim's Combos

These are Kim's Combo Moves to help fight her way through Drakken's evil minions!

B Button	Punch Attack – Kim's basic attack.
Tap B Button (twice)	Punch/Kick Combo – This one-two attack is very effective.
Tap B Button (repeatedly)	Combo Attack – Kim will use her punch, kick and back flip attacks on any enemy close by.
A Button	Jump
Hold Jump + Left or Right Arrow	Wall Jump - Kim can jump up and off the sides of walls to reach high places.
Jump + B Button	Jump Kick
Down Arrow + B Button	Low Kick Attack
Up Arrow + B Button	Spin Kick –The strongest attack Kim can perform without a gadget.
Left or Right Arrow + R Button	Cartwheel
Cartwheel + B Button	Roll Attack
Cartwheel + A Button	High Jump
High Jump + B Button	High Jump Kick

Getting Started

The Title Screen

After the legal information, you'll see Disney's Kim Possible. Press Start to proceed to the Main Menu.

The Main Menu

Use Control Pad Up and Down to highlight Start, Options, or Password, and press the A Button to select.

Start

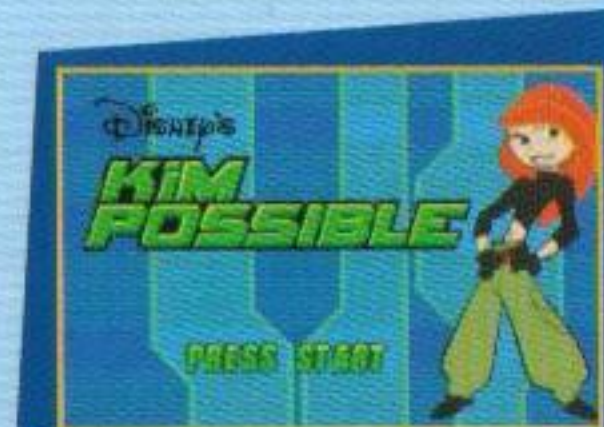
Starts a new game.

Options

Change the music and sound settings ON or OFF. Change difficulty setting to easy or normal.

Password

Passwords are given whenever you complete a level or enter the Pause Menu. Select this option to enter your password and start the level where you last left off. Use the Left or Right Arrow to move the cursor under the icon you would like to change. Then, press the Up and Down Arrows to scroll through the icons until all the icons match your password. Once your password is complete, press Start to continue.



Playing Disney's Kim Possible

There are eight different levels in Disney's Kim Possible to play, each consisting of numerous challenges and enemies. Your mission will begin at Downtown Middleton where you'll have to make your way through town to get to the High School on time. Kim will also find clues at the end of each level, leading her to the next location in order to find Ron! Kim will travel all over the world battling against Monkey Fist, Shego and finally Dr. Drakken!

Kim's Room

Press Start to enter Kim's Room. Kim's Room is the only place where you can check out all the movies and Club Banana Mags you've earned throughout the game. You can also check out your password before you quit.



Main Game Screen

Kim can move left and right, jump, duck and attack. Use Kim's cool combo moves to defend herself against Dr. Drakken's evil minions, but pay special attention to Kim's Life Bar. If it's too low, it might be a good idea to find some Snackage Power-ups to increase your health.



Life Bar

This is Kim's health. Falling into dangerous obstacles or getting hit by enemies will drain Kim's Life Bar. "Snackage" and "Naco" Power-ups will restore your health.

Life Counter

"Oh, so not the drama!" Once Kim's Life Bar has gone down completely, she'll become dizzy for a brief moment, then hop into action. But Kim can only do this so many times. Every time Kim's Life Bar goes down completely, she will lose 1 life count from her Life Counter. Find Extra Life icons to collect more lives. If Kim loses all of her lives, she'll have the option of continuing the game from the beginning of the level.

Point Counter

"No Big." Rack up points by battling as many minions as you can! Power Crystals will also increase your point tally. Once your Point Counter reaches 50,000 points, Kim will receive an Extra Life.

Power-Up Gadgets

Wade Rocks! Wade has supplied Kim with Power-Up Gadgets throughout each level. Kim has to remember that each gadget has a time limit! Kim must use her gadgets quickly and effectively so she can zap Drakken's minions or swing past danger. The counter shows which gadget Kim has collected. When the gadget counter begins to flash, Kim will only have a few precious moments before it disappears.

Kimmunicator

Once again, Wade rocks! Wade has provided Kim with a Kimmunicator, which can do virtually anything, from connecting to the Internet to locating one of Dr. Drakken's secret lairs. It's also Kim's best way of getting a hold of Wade. Wade will be able to tell you what your mission objectives are and what your gadgets do.

Oh yeah, and if you see the small Kimmunicator icon appear at the bottom of the screen, definitely Press Select to find out what the latest sitch is. It could be important!

Collectible Items

GADGETS

There are 4 gadgets for Kim to find within the game. Wade will provide Kim with the following gadgets in different levels: Hair Dryer Grappling Gun, Lipstick Laser, Compact Bombs, and a Force Field. Remember! Kim won't be able to use these gadgets forever.




Hair Dryer Grappling Gun

The Hair Dryer Grappling Gun gadget is scattered throughout Disney's Kim Possible in wide-open, easy to find places. It's a cinch. Use this gadget to attach to high posts so Kim can pull herself out of danger or advance past huge obstacles.



Lipstick Laser

The Lipstick Laser gadget acts as a rapid fire shooting device blasting Kim's enemies out of her way.



Compact Bombs

The Compact Bomb gadget will be placed in locations where Kim will have to blast her way through walls and other blockades. These compacts really pack a punch, so don't get too close to the blasts!



Force Field

The Force Field gadget will make Kim an unstoppable force...but not forever. We know she can do anything, but now we really get to see her in action!



Power Crystals

Collect all the Power Crystals before Dr. Drakken gets them. According to Wade, Dr. Drakken is planning to use these crystals to power his super-secret weapon of destruction! The smaller Power Crystals will count as 1 Power Crystal and the larger Power Crystals will count for 5 Power Crystals.



Snackage Power-up

Grab some snackage to restore 50% of Kim's Life Bar.



Naco Power-up

These tasty Nacos have gone global. They're located in every level! Each Naco restores Kim's Life Bar to 100% good health to keep Kim golden.



Extra Life Power-up

Collect these items to increase your Life Counter.



Club Banana Mags

A total of 8 Club Banana Mags are hidden throughout the game. Collect them all to unlock special Kim shots from Disney's Kim Possible TV Series!!

Clips

Unlock hidden clips that are actual sequences from the hit TV series Disney's Kim Possible on your Game Boy® Advance!

Dr. Drakken & Mini-Bosses



Shego

Shego is Dr. Drakken's evil partner in crime. While Dr. Drakken's the "stand-back-and-yell" kind, Shego is the fighting kind. Look out for her clawed gloves that shoot destructive green rays. Sure, green rays are "in" now, but what about next season?



Monkey Fist

Lord Monkey Fist is a world famous explorer and highly respected scholar; unfortunately, he spent his family fortune on radical genetic mutation to become part monkey! He has taught ordinary monkeys the way of the ninja and created an entire army of monkey ninjas to fight off Kim Possible!



Doctor Drakken

Dr. Drakken is a mad scientist bent on world domination! He will stop at nothing to defeat Kim Possible! His twisted mind is able to think of the most hideous tricks and traps. He travels with the extremely dangerous agent Shego. Plus, his breath stinks.

Notes

CREDITS

**Disney Interactive
Associate Producer**
Patrick Larkin

Senior Producer
Peter Wyse

**Vice President,
Product
Development,
Console**
Dan Winters

Senior Artist
Ken Christiansen

**Director of
Marketing**
Bob Picunko

**Associate Marketing
Manager**
Nichol Bradford

**Manager, Creative
Development**
Joseph Cotter

**Assistant Manager,
Marketing Services**
Nina Priore

**Senior Manager, Quality
Assurance**
David Arnspiger

**Supervisor, Quality
Assurance**
Luigi Pardo

QA Project Lead
Ed Bolus

QA Test Team
Eitan Levine
Jonathan Martinez

Special Thanks
Luigi Priore
Tamira Webster

**Disney Character
Voices Staff**
Renee Johnson
Randy Coppinger
Susan Ryan

**With the Voice
Talents of:**
Earl Bowen
John DiMaggio
Will Friedle
Tom Kane
Christina Milian
Christy Carlson
Romano
Nicole Sullivan
Frank Welker

Video Editing
Forward Never Straight
Productions

Video Compression
4X Technologies

Developed by
**Digital Eclipse
Software, Inc.**

Programming
Bryan Sawler

Assistant Art Director
Dean Lee

Artists
Arvin Bautista
Kevin James
Antony Mazzotta
Luc Verhulst
Pete Ward

Music & SFX
Robert Baffy

**Original Concept
Design**
Micah Russo

**Level Design/
Production**
Joe Cain

Producer
Michael Bilodeau

Senior Producer
William Baffy

Creative Director
Mike Mika

Art Director
Boyd Burggrabe

Production Manager
Chris Charla

Executive Producers
Andrew Ayre
Jeff Vavasour

Special Thanks
Everyone's Mom and Dad
Sherri B.
Christy Stewart
Mr. Awesome
Lisa Dodge
Dyana Klein
Chelesa Pace
Julia Fortuna
'My and 'Dy
Little Kimmie
Bruce Tim
Alex Chawla
Dave Chawla
Jen
Zander
My Son
Team Possible!

CUSTOMER SUPPORT

Internet Support

To access information about Disney Interactive games on the World Wide Web, point your browser to www.disneyinteractive.com and click on the " ? " **Customer Support** icon. You may also email a Disney Interactive Customer Support representative at interactive.support@disneyonline.com.

Game Hints and Tips

Game hints and tips are available on the Disney Interactive Customer Support Web Site. To access Game Hints and Tips on the World Wide Web, point your browser to www.disneyinteractive.com and click on the " ? " **Customer Support** icon. If you do not have Internet access, please send a self-addressed stamped envelope with your request to the address below.

Mailing Address

If you wish to write to us, our address is: Disney Interactive Customer Support, 500 South Buena Vista Street, Burbank, CA 91521-8139.

Telephone Support

You may contact Disney Interactive Customer Support at (888) 817-2962. If you need additional information, our Customer Support staff for the US and Canada is available Monday through Friday from 7:30 a.m. to 5:30 p.m. (Pacific Time).

TDD Support

Our Customer Support for the hearing impaired is available by telephone Monday through Friday from 7:30 a.m. to 5:30 p.m. (Pacific Time). The toll-free number is (800) 441-1243.

Replacing a Defective Game Pak or Missing/Damaged/Lost Items

If you need to replace a lost or damaged item, please call the number listed under Telephone Support. There is a \$20.00 fee to replace a Game Boy Advance Game Pak.

Warranty and Service Information

We are committed to bringing you the best Product possible. If, for any reason, you are not satisfied with a Disney Interactive Game Boy Advance Game Pak, within 90 days from the date of purchase, please call the number listed under Telephone Support. We will gladly exchange the product for another Disney Interactive Game Boy Advance Game Pak or refund the purchase price, plus any applicable sales tax. This offer is good in the U.S. and Canada only.