


The LucasArts Company Store
has the games for you!
companystore.lucasarts.com



**Star Wars®: Episode I
Jedi Power Battles™**
Fast-paced, single and cooperative
lightsaber assaults, featuring
exclusive mini-training levels and
other surprises!
\$39.95 #01-116



Star Wars®: Episode I Racer™
Experience the pure adrenaline-pumping excitement
of Podracing as you feel the full-force blast of two
massive jet engines at simulated speeds of up to
600 mph!
\$19.95 #01-113



See page 20 for order information.

Dreamcast™



© 2000 LucasArts Entertainment Company LLC. © 2000 Lucasfilm Ltd. & TM or ® as indicated. The LucasArts logo is a registered trademark and the Human Figure Design logo is a trademark of Lucasfilm Ltd. All rights reserved. Used under authorization, LucasArts Entertainment Company LLC, P.O. Box 10307, San Rafael, CA 94912.
Sega is registered in the US Patent and Trademark Office. Sega, Dreamcast and the Dreamcast logo are either registered trademarks or trademarks of Sega Enterprises, LTD. All Rights Reserved. Made and printed in the USA.
WARNING: Operates only with NTSC televisions and Sega Dreamcast systems purchased in North and South America (except Argentina, Paraguay and Uruguay). Will not operate with any other televisions or Sega Dreamcast systems.
Product covered under one or more of the following U.S. Patents: 5,460,374; 5,525,770; 5,627,895; 5,888,173; 4,442,486; 4,454,598; 4,462,076; the 25,359; Japanese Patent No.2870538. (Patents pending in U.S. and other countries), Canada Patent No. 1,183,276. The "ring" icon is a trademark of the Interactive Digital Software Association.
Sega of America Dreamcast, Inc., P.O. Box 7639, San Francisco, CA 94120.

3174805



STAR WARS DEMOLITION™



From the
creators of
Vigilante 8™
and
Vigilante 8:
2nd Offense™

**TOTAL
VEHICULAR CARNAGE
IN A GALAXY
FAR, FAR AWAY**



T-23003N

WARNINGS Read Before Using Your Sega Dreamcast™ Video Game System

CAUTION

Anyone who uses the Sega Dreamcast should read the operating manual for the software and console before operating them. A responsible adult should read these manuals together with any minors who will use the Sega Dreamcast before the minor uses it.

HEALTH AND EPILEPSY WARNING

Some small number of people are susceptible to epileptic seizures or loss of consciousness when exposed to certain flashing lights or light patterns that they encounter in everyday life, such as those in certain television images or video games. These seizures or loss of consciousness may occur even if the person has never had an epileptic seizure.

If you or anyone in your family has ever had symptoms related to epilepsy when exposed to flashing lights, consult your doctor prior to using Sega Dreamcast.

In all cases, parents should monitor the use of video games by their children. If any player experiences dizziness, blurred vision, eye or muscle twitches, loss of consciousness, disorientation, any involuntary movement or convulsion, IMMEDIATELY DISCONTINUE USE AND CONSULT YOUR DOCTOR BEFORE RESUMING PLAY.

To reduce the possibility of such symptoms, the operator must follow these safety precautions at all times when using Sega Dreamcast:

- Sit a minimum of 6.5 feet away from the television screen. This should be as far as the length of the controller cable.
- Do not play if you are tired or have not had much sleep.
- Make sure that the room in which you are playing has all the lights on and is well lit.
- Stop playing video games for at least ten to twenty minutes per hour. This will rest your eyes, neck, arms and fingers so that you can continue comfortably playing the game in the future.

OPERATING PRECAUTIONS

To prevent personal injury, property damage or malfunction:

- Before removing disc, be sure it has stopped spinning.
- The Sega Dreamcast GD-ROM disc is intended for use exclusively on the Sega Dreamcast video game system. Do not use this disc in anything other than a Sega Dreamcast console, especially not in a CD player.
- Do not allow fingerprints or dirt on either side of the disc.
- Avoid bending the disc. Do not touch, smudge or scratch its surface.
- Do not modify or enlarge the center hole of the disc or use a disc that is cracked, modified or repaired with adhesive tape.
- Do not write on or apply anything to either side of the disc.
- Store the disc in its original case and do not expose it to high temperature and humidity.
- Do not leave the disc in direct sunlight or near a radiator or other source of heat.
- Use lens cleaner and a soft dry cloth to clean disc, wiping gently from the center to the edge. Never use chemicals such as benzene and paint thinner to clean disc.

PROJECTION TELEVISION WARNING

Still pictures or images may cause permanent picture tube damage or mark the phosphor of the CRT. Avoid repeated or extended use of video games on large-screen projection televisions.

SEGA DREAMCAST VIDEO GAME USE

This GD-ROM can only be used with the Sega Dreamcast video game system. Do not attempt to play this GD-ROM on any other CD player; doing so may damage the headphones and/or speakers. This game is licensed for home play on the Sega Dreamcast video game system only. Unauthorized copying, reproduction, rental, public performance of this game is a violation of applicable laws. The characters and events portrayed in this game are purely fictional. Any similarity to other persons, living or dead, is purely coincidental.

TABLE OF CONTENTS

USING YOUR SEGA DREAMCAST CONTROLLER	4
SEGA DREAMCAST CONTROLLER	4
PLAYING THE GAME	6
PLAYER PROFILES	6
MAIN MENU • ONE PLAYER GAMES	6
MAIN MENU • TWO PLAYER GAMES	8
MAIN MENU • MULTIPLAYER GAMES	8
TOURNAMENT CHART	8
OPTIONS	9
LEVEL SELECT SCREEN	10
VEHICLE SELECT SCREEN	10
THE GAME SCREEN	10
WEAPONS	11
FORCE HITS AND FINAL BLOWS	13
COMBAT DROIDS AND POWERUPS	13
VEHICLE SELECT ICONS	14
CHARACTERS	15
SAVING GAMES	17
CREDITS	18
HOW TO CONTACT LUCASARTS	22
SOFTWARE LICENSE AND LIMITED WARRANTY	23

USING YOUR SEGA DREAMCAST CONTROLLER

Thank you for purchasing **Star Wars Demolition™**. Please note that the software is designed only for use with the Sega Dreamcast console. Be sure to read this instruction manual thoroughly before you start playing.

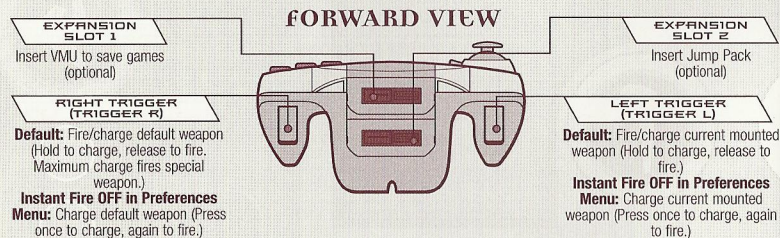
Demolition is a one- to four-player game. Before turning the Sega Dreamcast power ON, connect controllers or other peripherals (if applicable) into the Sega Dreamcast Controller Ports. Connect one controller to Control Port A. To play with more people, connect additional controllers (sold separately) to Ports B-D.

CAUTION: Never touch the Analog Thumb Pad or the Triggers L/R while turning the Sega Dreamcast power ON. Doing so may disrupt the controller initialization procedure and result in malfunction. If the Analog Thumb Pad or Triggers L/R have been accidentally moved while turning the power ON, immediately turn the power OFF and ON, making sure not to touch the Sega Dreamcast Controller.

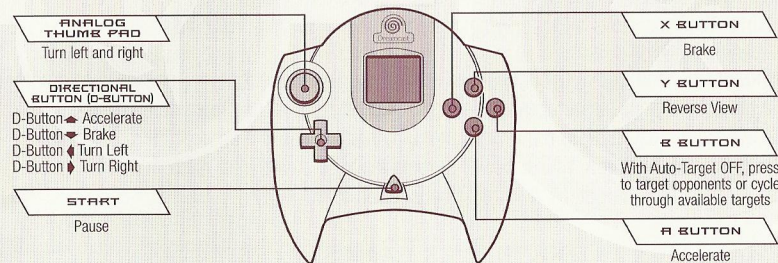
To reset the game and return to the Main Menu at any point during the game, simultaneously hold the **A**, **B**, **X**, **Y** and **Start** Buttons on the controller.

SEGA DREAMCAST CONTROLLER

The game controls are all set to their default settings. To change the control settings, see Options Menu on page 9 for details.



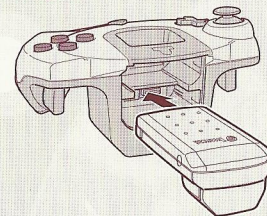
OVERHEAD VIEW



Note: Each weapon has four stages of power. See weapon descriptions on page 11 for additional details.

SEGA DREAMCAST JUMP PACK (SOLD SEPARATELY)

When using a Sega Dreamcast Jump Pack™, insert it into Expansion Slot 2 rather than Expansion Slot 1 of the Sega Dreamcast Controller. The Jump Pack does not lock into place in Expansion Slot 1 and may fall out during game play or otherwise inhibit game operation.



PLAYING THE GAME

PLAYER PROFILES

Note: You must have a Sega Dreamcast Visual Memory Unit (VMU) inserted to access the Player Profiles screen.

In order to keep track of your win/loss record and Tournament status, you need to create a player in one of the eight available slots. Once the profile has been created for each player, you must activate it from this menu by highlighting the appropriate profile and pressing the **A** Button. Your data will automatically be saved after each match OR at the end of the Tournament. (A VMU must be inserted to auto-save.)

MAIN MENU • ONE PLAYER GAMES

Selecting One Player allows you to choose between Battle Mode, Tournament Mode, High Stakes Mode or Hunt-a-Droid Mode.

> BATTLE MODE <

Battle Mode allows you to practice your demolition skills. Press the **A** Button to select your vehicle, the arena, and up to four opponents. Once you've chosen your vehicle, press the Directional Buttons to select each opponent for the match. Press the **A** Button to proceed. You must destroy all other vehicles to win.

> TOURNAMENT MODE <

A tournament is four rounds played against one enemy, then two, three, and four respectively. Arenas and enemies are chosen at random and you must destroy all enemies to proceed to the next round. In order to unlock a new vehicle, complete the tournament with at least 10,000 credits. If you are destroyed during the tournament, you can replay

the round but are penalized 500 credits. You lose the tournament if you run out of credits. Earn money during the round as you destroy vehicles. **BE CAREFUL!** There is no saving mid-tournament. If you quit from the tournament, it must be replayed from the beginning next time you select it.

Armor Repair Cost: Before entering the next round, your vehicle must be repaired at a rate of 500 credits per full strength bar. If you do not have enough credits for vehicle armor to be fully restored, the vehicle enters the next round partially repaired.

> HIGH STAKES MODE <

Each player chooses a ride and the CPU does the same. You are then presented with a "betting" screen. Here, the odds are shown and calculated based on the win-loss record of each player. Players can bet any amount of their own money on themselves (in 100-credit increments, 100-minimum bet). If the odds are against players, they can actually win more than they bet. This amount is shown as the Upside. Players each start with 1000 credits.

After each round, the split Tally Screen shows a new balance for the winner and loser. Before entering the next round, the odds are recalculated and the players can place new bets for the upcoming round. The game ends whenever one of the players reaches 10,000 credits or loses everything.

Resupplying Shields and Weapons: You are charged five credits for each point of energy. If you do not have enough credits to recharge, recharging will stop.

> HUNT-A-DROID MODE<

Choose your vehicle and the arena. Computer-controlled droid targets will move randomly around the arena. You are scored based on the number of droids destroyed within the set time period.

MAIN MENU • TWO PLAYER GAMES

> BATTLE MODE (VERSUS OR CO-OP) <

This mode allows you to battle it out one-on-one, or team up against additional opponents. In Versus Mode, the game is over when one vehicle is destroyed. In Co-Op Mode, both players must survive while destroying all other opponents.

> TOURNAMENT MODE (CO-OP) <

A second player can join forces with Player 1 to help complete the Tournament. Both players must survive each round in order to advance.

> HIGH STAKES MODE (VERSUS) <

In this mode players are repeatedly pitted against one another until one of them reaches 10,000 credits or loses all of his/her credits. A player can place a bet before each battle.

> HUNT-A-DROID MODE (VERSUS) <

Two players can compete to destroy the most droids.

MAIN MENU • MULTIPLAYER GAMES

Three or four players compete against each other in a single battle. The last surviving contestant wins. No CPU opponents are allowed.

TOURNAMENT CHART

Indicates the Tournament status for each of the vehicles. Red=Locked, Blue=Playable, Green=Completed with an Ultimate Victory (10,000+ credits), Yellow=Completed with less than 10,000 credits.

HIGH SCORES

Shows win/loss records, High Stakes winnings and Hunt-a-Droid stats.

OPTIONS

> PREFERENCES <

Allows you to turn certain features on/off.

Auto-Targeting: Turn this preference off to use the **B** Button to target opponents and cycle through them.

Smart Computer: Turn in-game status text on/off.

Refill Stations On/Off: Turn weapon and shield refill stations off in every level.

Droids On/Off: Turn off to remove combat droids from the levels.

Powerups On/Off: Turn off to remove powerups from the levels.

Instant Fire On/Off: Turn on to fire weapons when you release Fire Button. Turn off to delay fire until you press Fire Button again.

> DIFFICULTY <

Adjust the game difficulty and weapons damage for each player.

> CONTROLS <

Allows you to configure the controls to your preference.

> AUDIO <

Adjust the music and sound effects volume, or adjust the Output Mode by choosing stereo or mono. Also, adjust the Play Mode for music for each level: Looping (play level music in a loop), Sequential (play music for each level in sequence), or Random.

> CREDITS <

View the names of the folks that made the game.

Note: Any changes to Options will auto-save when you return to the Main Menu.

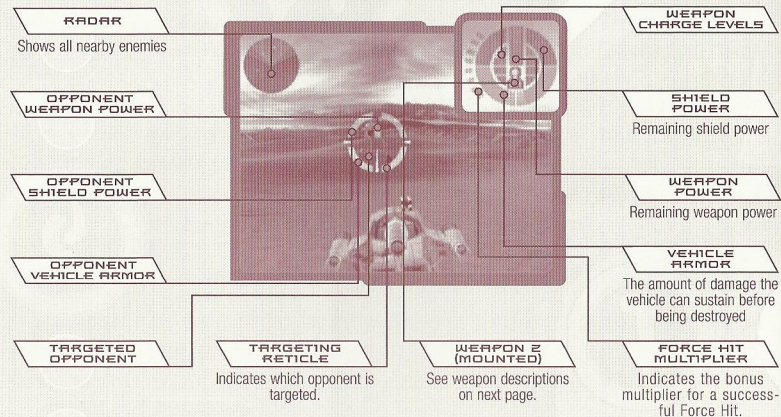
LEVEL SELECT SCREEN

Press left or right on the Analog Thumb Pad or **D** Button and press the **A** Button to choose the level you wish to play. When playing in High Stakes Mode, the selected level will be the first in a predetermined progression of levels.

VEHICLE SELECT SCREEN

Press on the Analog Thumb Pad or **D** Button left or right and press the **A** Button to choose the vehicle you wish to use.

THE GAME SCREEN



WEAPONS

Each weapon can be charged for a more powerful attack. The higher the charge, the more weapon power will be used.

STANDARD LASER CANNON

A standard issue weapon installed on most military craft. All vehicles have been modified to incorporate this weapon.

Stage 1: Single Blast

Stage 2: Double Blast

Stage 3: Triple Blast

Stage 4: Special Weapon (specific to each character/vehicle)

WEAPON DROID



Weapon droids roam each of the arenas and contain one of the four secondary weapons below. Destroy the weapon droid to reveal the weapon it carries.

CONCUSSION MISSILES



Extremely accurate, these missiles will home in on a targeted enemy.

Stage 1: Single Missile

Stage 2: Two Missiles (staggered, tight formation)

Stage 3: Three Missiles (wide spread)

Stage 4: Combo Missile (three missiles combined)

PROTON TORPEDO


Fast and powerful, this weapon will inflict massive damage, but at a great cost to your vehicle's power supply. Precise aim is required.

Stage 1: Single Torpedo

Stage 2: Turbo Torpedo (faster)

Stage 3: Super Torpedo (double caliber)

Stage 4: Proton Beam (continuous proton stream)

TRACTOR BEAM


A powerful energy beam that can stop vehicles dead in their tracks or repel them.

Stage 1: Single Beam Trap

Stage 2: Single Beam Repulsor

Stage 3: Beam Area Repulse (Can repulse more than 1 vehicle)

Stage 4: Area Blast Repulse (causes damage to all vehicles in a small radius and repulses them as well)

THERMAL DETONATOR

These fiery explosives cause massive damage to shields. Though short-range, they rarely miss the target.

Stage 1: Thermal Detonator

Stage 2: Grub Detonators (two burrowing detonators that pop above ground when a vehicle comes near)

Stage 3: Strike Detonators (three detonators that spring towards a vehicle)

Stage 4: Seismic Detonator (one large rolling detonator that tracks the nearest target)

FORCE HITS AND FINAL BLOWS

To increase the Force Hit Multiplier, you must hit a vehicle with a Stage 2 or 3 attack with your standard laser OR mounted weapon. A Force Hit will occur anytime the player uses a Stage 4 attack OR a special weapon AND there is at least one multiplier lit on the Force Hit Multiplier Meter. Beware, each time an enemy hits you with a Stage 2 or 3 attack, it will decrease your Force Hit Multiplier by one. A Final Blow can be executed AFTER a vehicle has been demolished, and BEFORE it's destroyed. A Final Blow will only occur if you hit a demolished opponent with a Stage 4 attack from your mounted weapon AND a blast from your character's special weapon.

COMBAT DROIDS AND POWERUPS**COMBAT DROIDS**

Throughout each of the arenas, Jabba has placed several droids that the combatants can use to gain an advantage. The droids can be picked up by the contestant and will remain active until another droid is picked up. Droids are elusive. Search hard to find them.

**> R2 DROID <**

Will slowly repair damage to the vehicle's armor.

**> POWER DROID <**

Increases the capacity of the vehicle's energy cells. Also improves the weapon's rate of fire.

**> TACTICAL DROID <**

Acts as a free-floating laser cannon capable of attacking the nearest enemy. This droid also causes weapons to charge faster.

POWERUPS

> CLOAKING DEVICE <



Renders the vehicle invisible to enemy radar for a short period.

> DEFLECTOR SHIELD <



Improves shields to deflect

laser and blaster weapons. Has no effect on projectile weapons.

> ENERGY CONVERTER <



Allows your shields to

absorb laser energy directly into your shield and weapon reserve, but only if they are not already full.

> SHIELD POWER GENERATORS <

Shield power generators can be found in different structures on each level and have a blue aura. Position the vehicle inside one of these structures to recharge shield power. In Tournament and High Stakes Modes, each point of recharged power costs five credits.

> WEAPON POWER GENERATORS <

Similar to the shield power generators, weapon power generators can be found in different structures on each level and have a red aura. Position the vehicle inside one of these structures to recharge weapon power. In Tournament and High Stakes Modes, each point of recharged power costs five credits.

VEHICLE SELECT ICONS

The following ratings will be displayed for each vehicle on the Choose Contestant(s) Screen. The higher the ratings, the better.



> ARMOR <



> TOP SPEED <



> SPECIAL WEAPON
POWER <


CHARACTERS

WADE VOX

Species: Human
Age: 21
Home World: Alderaan
Special Weapon: Force Attack



SOROSUUB X-34 LANDSPEEDER




FUGWIS

Species: Dug
Age: Unknown
Home World: Malastare
Special Weapon: Sonic Boom



CUSTOM PODRACER




QUAGGA

Species: Wookiee
Age: 210
Home World: Kashyyyk
Special Weapon: Turbolaser Tank Cannon



REFURBISHED AAT BATTLE TANK

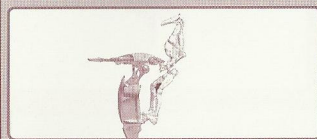


WITTIN

Species: Jawa
Age: Unknown
Home World: Tatooine
Special Weapon: Ion Blast




REMOTE-CONTROLLED STAP WITH BATTLE DROID PILOT




BOBA FETT

Species: Human
 Age: Unknown
 Home World: Unknown
 Special Weapon:
 Disintegrator

**JETPACK****GENERAL OTTO**


Species: Human
 Age: 67
 Home World: Coruscant
 Special Weapon:
 Concussion Grenade
 Launcher

**IMPERIAL AT-ST****AURKA SING**

Species: Unknown
 Age: Unknown
 Home World: Unknown
 Special Weapon: Sniper
 Rifle

**CUSTOM SWOOP****TIA & GHIA**

Species: Human
 Age: 18
 Home World: Bestine IV
 Special Weapon: Tow
 Cable

**MODIFIED INCOM T-47
[SNOWSPEEDER]****MALAKILI**

Species: Human
 Age: Unknown
 Home World: Corellian
 System
 Special Weapon: Grab
 and Throw

**THE DREADED RANCOR****TAMTEL SKREEJ**

Alias: Lando Calrissian
 Species: Human
 Age: Unknown
 Home World: Unknown
 Special Weapon: Skiff
 Deck Gun

**UBRIKKIAN BANTHA II CARGO SKIFF
(AKA DESERT SKIFF)****SAVING GAMES**

To save games, you will need a VMU (sold separately) inserted in one of the Expansion Slots before turning on the Sega Dreamcast. **Demolition** requires 6 blocks of memory to save game files. You can save up to eight player profiles within the six blocks of memory.

WARNING: While saving a game, never turn OFF the Sega Dreamcast power, remove the VMU or disconnect the controller or other peripheral equipment. If the VMU falls out during gameplay, push the VMU back in place and resume playing.

CREDITS

DESIGNED AND DEVELOPED BY LUXOFLOX CORP.

Adrian Stephens, Peter Morawiec, Cary Hara, Edvard Toth, David Goodrich, Justin Rasch, Micah Linton, Khang Pham

Dreamcast Art Update
Jeremy Engleman

LUCASARTS ENTERTAINMENT

Production Manager
Mike Gallo

Project Writer/Researcher
W. Haden Blackman

Lead Testers/Gameplay Consultants

Alex Neuse
Andy Alamano

Testers/Gameplay Consultants
Bryan Finoki

Maximilian Alexander Roghi
David Felton

Original *Star Wars* music composed by John Williams.
© & © 2000 Lucasfilm Ltd. & TM. Music published by Bantha Music (BMI). All rights administered by Warner-Tamerlane Publishing Corp. All rights reserved. Used by permission.

Additional Music Composition and Arrangements
David Levison

Sound Designers
Jory K. Prum
Michael Frayne
David Levison
Clint Bajakian

Voice Effects Processing
David Wayne Collins

Sound Department Manager
Jeff Kliment

Sound Department Coordinator
Malena Slettom

Original *Star Wars* Sound Effects
Ben Burt

Producer/Director: Voice
Darragh O'Farrell

Associate Voice Director
W. Haden Blackman

Voice Production Supervisor
Peggy Bartlett

Voice Editors
Cindy Wong
Hans Larson

Voice Cast
Aurra Sing Tasia Valenza
Darth Maul Jess Harnell
Bib Fortuna Tom Kane
Boba Fett Tom Kane

Ghia Grey Delisle
Tamtel Skreej Kevin Michael Richardson

Jabba Clint Bajakian
Wade Vox Holt

General Otto McCallany

Jabba's Announcer Tom Kane
Lobot Grey Delisle

Boushh Clint Bajakian
Malakili Jess Harnell

Pugwis Kevin Michael Richardson

Tia Grey Delisle
Battle Droid Clint Bajakian

Voices Recorded at:
ScreenMusic Studios, Studio City, CA
LucasArts Entertainment Company, LLC, San Rafael, CA

Director of Product Marketing
Tom Byron

Public Relations Director
Tom Sarris

Public Relations Manager
Heather Twist Phillips

Public Relations Coordinator
Thea Crosby-Levine

Public Relations Assistant
Alexis Mervin

Internet Manager
Jim Passalacqua

Web Master
Scott Barrett

Marketing Coordinator
Karina Hallum

Manual Writing
Mike Gallo

Mollie Boero
W. Haden Blackman

Graphic Designers
Christopher Incenrock
Paity Hill

Product Support Manager
Paul Purdy

Hint Line Supervisor
Tabitha Tosti

Quality Assurance Manager
Dan Pettit

Archivists
Wendy Kaplan
Kellie Walker

Additional Cutsce Models
Patrick Sirk

Mai Lea Nguyen
Kristen Russell

Special Thanks
Stacy Ghergotis

Chris Gollaher
Dan Riha
Allan Kausch

Sean O'Connor
Simon Jeffery
Camela B. Martin
Garry Gaber

ACTIVISION, INC.

Producer
Bryant Bustamante

Associate Producer
Gene Bahng

Executive Producer
Murali Tegulapalle

Senior VP/GM of North America Studios
Stephen Crane

EVP, Worldwide Studios
Michael Pole

Creative Director
Graham Fuchs

Production Coordinator
Dan Atkins

Production Tester
Joe Shackelford

CUTSCENES BY DREAM THEATER, INC.

Producers
Kevin Susman
Larry Paolicelli

Directors
Ali Davoudian
Larry Paolicelli

Art Director & Digital Effects Supervisor
Mohammed Davoudian

Editorial
Patrick Williams

Animation Leads
Daniel Herrera
Hyon Kim

Digital Artists
Gary Abrahamian
Elisabeth Arko
EM

Deana Conley
Eric Ehemann
B. Fletcher
David Hickey
Vincent Wenshen Kuo
Scott May

Chris Severin
Chantell N. Stapp
Anthony Vasquez
John Wissle

Activision Quality Assurance Console QA Manager
Joe Favazza

Senior Project Lead
Ben DeGuzman


Project Lead
Jason Potter

Floor Lead
Bruce Campbell

QA Testers
Jared Kitchens
Daniel Lee
Joseph Luna
Rodrigo Reyes
Jim Robles
Trey Smith
Jimmy Sun
Ken Tsang

Special Thanks
Bill Anker
Maria Bustamante
Chris Archer
Michael Hand
Brian Bright
Brian Clarke
Paula Cuneo
Stacey Drellishak
Adam Goldberg
Todd Q. Jefferson
Marilena Morini
Jeff Poffenbarger
George Rose
Brian Simkin
Stacy Sooter
Dave Stohl
Marc Turndorf
Nicole Willick

Very Special Thanks
George Lucas



JOIN THE OFFICIAL

STAR WARS

FAN CLUB

Send check, money order or Visa/Mastercard/Amex/Discover in formation to:

STAR WARS FAN CLUB
PO Box 114000, Aurora, CO 80042
or call 1-800-TRUE-FAN
1 year membership \$19.95
CANADIAN \$22.95

THE LUCASARTS™ COMPANY STORE

Safe, quick, convenient shopping is just a click away at
companystore.lucasarts.com


You'll find more information on all the products shown here plus many more exclusive items and great gaming deals—all with our money-back guarantee*.

So, join our alliance of satisfied customers and visit us today!

* See Web site for details.

To place an order by phone, call us toll-free at
888-LEC-GAMES (888-532-4263).

Operators are available Monday–Friday, 7 a.m. to 6 p.m. Pacific time. (Please note—product support is not available on this line.) Or, download our printable order form at **www.lucasarts.com/companystore/orderform.htm** to mail or fax your order.



Star Wars Demolition™ Strategy Guide

Valuable strategies for surviving all obstacles are provided in the official strategy guide for **Star Wars Demolition.**

\$14.95 #18-021

LucasArts Merchandise

These items—and more—available exclusively through the LucasArts Company Store at

companystore.lucasarts.com.

or call 888-LEC-GAMES (888-532-4263).



LucasArts Key Chain

Hang your own chrome-plated LucasArts utility key chain from your belt loop or backpack. Complete with six detachable split rings and featuring our LucasArts "Gold Guy" logo.

\$12.95 #92-611

LucasArts Baseball Cap

Made of the softest 100% cotton, this black brushed twill cap with adjustable tuck-in strap features the LucasArts logo in dazzling metallic gold embroidery. One size fits most.

\$15.95 #92-619




LucasArts Messenger Bag

Sleek, stylish bag featuring the LucasArts logo includes adjustable shoulder strap with phone pouch, hidden file zip pocket, and pen/pencil pockets. Made from high-tech, durable materials that contour your body for easy carriage.

Dimensions: 13" long x 10" high x 2 1/4" deep.

\$39.95 #92-621



All items subject to availability. Prices subject to change. Visit us online for the latest pricing and availability.

HOW TO CONTACT LUCASARTS

LucasArts can provide you with information about our latest games, hint and gameplay assistance, and technical support.

HINT LINE

U. S. If you need a hint, you may call our automated Hint Line. This service costs 95 cents per minute, requires a touch tone phone, and you must be at least 18 years old or have a parent's permission to call. The number is **1-900-740-JEDI (1-900-740-5334)**. The option to speak with a live hint operator is also available from this number. Hint Line operators are available during regular business hours, 8:30 a.m. to 5:00 p.m. (Pacific Standard Time). Monday–Friday. (Average call length is three minutes.)

Canada In Canada this service costs \$1.25 (U.S.) per minute, requires a touch tone phone, and you must be at least 18 years old or have a parent's permission to call. The number is **1-900-677-JEDI (1-900-677-5334)**. Hint Line operators are available during regular business hours, 8:30 a.m. to 5:00 p.m., Monday–Friday (Pacific Standard Time). (Average call length is three minutes.)

WHERE TO FIND US ONLINE

Visit the LucasArts Web site at support.lucasarts.com to access the Technical Support area. You can receive online technical support through Yoda's Help Desk, browse technical documents, or leave a message for an online representative.

YODA'S HELP DESK

We are proud to feature Yoda's Help Desk, an interactive knowledge base, which is available at www.lucasarts.com/support. Yoda's Help Desk offers solutions to technical issues based on information you provide. If Yoda's Help Desk is unable to provide you

with a solution to your problem, you can send an e-mail message to an online representative.

TECHNICAL SUPPORT PHONE NUMBER

This number is for technical assistance only. Hints will not be given out over the Technical Support line.

You can reach our Technical Support department by calling **1-415-507-4545**. We are available to help you Monday–Thursday 8:45 a.m.–5:30 p.m. and on Friday 8:45 a.m.–4:30 p.m. (Pacific Standard Time). We are closed daily 11:45 a.m.–1:00 p.m.

TECHNICAL SUPPORT FAX

For your convenience, you can fax us your technical questions at: **1-415-507-0300**. When sending us a fax, please include your name, return fax number with the area code, and a voice phone number so we can contact you if we experience any problems when trying to fax you back.

TECHNICAL SUPPORT MAILING ADDRESS

LucasArts Entertainment Company LLC
P.O. Box 10307
San Rafael, CA 94912
Attn.: Product Support

LUCASARTS COMPANY STORE

Safe, quick, convenient shopping is just a click away.

Visit our secure online store at

companystore.lucasarts.com for great deals on games and unique items you won't find anywhere else—hats, T-shirts and so much more. Turn to page 20 for a sample of what's available. Place your order online or call us toll-free at **1-888-LEC-GAMES**. (Technical support is not available on this line.)

SOFTWARE LICENSE AND LIMITED WARRANTY

PLEASE READ THIS LICENSE CAREFULLY BEFORE INSTALLING OR USING THE SOFTWARE. BY USING THE SOFTWARE, YOU ARE AGREEING TO BE BOUND BY THE TERMS OF THIS LICENSE. IF YOU DO NOT AGREE TO THE TERMS OF THIS LICENSE, DO NOT INSTALL OR USE THE SOFTWARE, DELETE THE SOFTWARE AND ALL RELATED FILES FROM YOUR COMPUTER, AND PROMPTLY RETURN THIS PACKAGE AND ITS CONTENTS TO THE PLACE OF PURCHASE FOR A REFUND.

The computer software, artwork, music, and other components included in this product (collectively referred to as the "Software") are the copyrighted property of LucasArts Entertainment Company LLC and its licensors (collectively referred to as "LEC"). The Software is licensed (not sold) to you, and LEC owns all copyright, trade secret, patent and other proprietary rights in the Software. This Software is licensed for use solely with the Sega Dreamcast system only. Copying, modifying, and/or transmission of this game is strictly prohibited. Unauthorized rental or public performance of this game is a violation of applicable laws. You may not reverse engineer, decompile or disassemble the Software. You may transfer the Software, but only if the recipient agrees to accept the terms and conditions of this Agreement. If you transfer the Software, you must transfer all components and documentation, and your license is automatically terminated if you transfer the Software.

LEC warrants to the original consumer purchaser that the media furnished in this product will be free from defects in materials and workmanship under normal use for a period of ninety (90) days from the date of purchase (as evidenced by your receipt). If the media furnished in this product proves to be defective, and provided that the original consumer purchaser returns the media to LEC in accordance with the instructions in this paragraph, LEC will replace the defective media: (a) free of charge to the consumer purchaser, if the media proves to be defective within the ninety (90) day period following the date of purchase, and (b) for a fee of \$15.00 per GD-ROM, if the media proves to be defective after the expiration of the ninety (90) day warranty period. To obtain a replacement GD-ROM, please return the GD-ROM only, postage pre-paid, to LucasArts Entertainment Company LLC, P.O. Box 10307, San Rafael, CA 94912, accompanied by proof of date of purchase, a description of the defect, and your name and return address, as well as a check for \$15.00 made payable to LucasArts Entertainment Company LLC per GD-ROM if after expiration of the warranty period. LEC will mail a replacement to you.

You expressly acknowledge and agree that use of the Software is at your sole risk. Except for the limited ninety (90) day warranty on the media set forth above, the Software and any related documentation or materials are provided "AS IS" and without warranty of any kind. LEC EXPRESSLY DISCLAIMS ALL WARRANTIES, EXPRESS AND IMPLIED, INCLUDING, BUT NOT LIMITED TO, THE IMPLIED WARRANTIES OF MERCHANTABILITY, FITNESS FOR A PARTICULAR PURPOSE AND NONINFRINGEMENT. LEC DOES NOT WARRANT THAT THE FUNCTIONS CONTAINED IN THE SOFTWARE WILL MEET YOUR REQUIREMENTS, THAT THE OPERATION OF THE SOFTWARE WILL BE UNINTERRUPTED OR ERROR-FREE, OR THAT DEFECTS IN THE SOFTWARE WILL BE CORRECTED. THE ENTIRE RISK AS TO THE RESULTS AND PERFORMANCE OF THE SOFTWARE IS ASSUMED BY YOU AND YOU (AND NOT LEC) ASSUME THE ENTIRE COST OF ALL SERVICING, REPAIR AND/OR CORRECTION. SOME JURISDICTIONS DO NOT ALLOW THE EXCLUSION OF IMPLIED WARRANTIES, SO THE ABOVE EXCLUSION MAY NOT APPLY TO YOU.

UNDER NO CIRCUMSTANCES INCLUDING NEGLIGENCE SHALL LEC, OR ITS DIRECTORS, OFFICERS, EMPLOYEES, LICENSORS OR AGENTS, BE LIABLE TO YOU FOR ANY INCIDENTAL, INDIRECT, SPECIAL OR CONSEQUENTIAL DAMAGES (INCLUDING DAMAGES FOR LOSS OF BUSINESS PROFITS, BUSINESS INTERRUPTION, LOST DATA, LOSS OF BUSINESS INFORMATION, AND THE LIKE) ARISING OUT OF THE POSSESSION, USE, OR MALFUNCTION OF THIS PRODUCT, INCLUDING WITHOUT LIMITATION DAMAGE TO PROPERTY AND, TO THE EXTENT PERMITTED BY LAW, DAMAGES FOR PERSONAL INJURY, EVEN IF LEC OR AN LEC AUTHORIZED REPRESENTATIVE HAS BEEN ADVISED OF THE POSSIBILITY OF SUCH DAMAGES OR LOSS. SOME JURISDICTIONS DO NOT ALLOW THE LIMITATION OR EXCLUSION OF LIABILITY FOR INCIDENTAL OR CONSEQUENTIAL DAMAGES, SO THE ABOVE LIMITATION OR EXCLUSION MAY NOT APPLY TO YOU.

YOU AGREE THAT THE LIABILITY OF LEC ARISING OUT OF ANY KIND OF LEGAL CLAIM (WHETHER IN CONTRACT, TORT, OR OTHERWISE) WILL NOT EXCEED THE AMOUNT YOU ORIGINALLY PAID FOR THE USE OF THE SOFTWARE.

THIS WARRANTY GIVES YOU SPECIFIC LEGAL RIGHTS, AND YOU MAY HAVE OTHER RIGHTS DEPENDING ON THE LAWS IN YOUR STATE.

If the Software is acquired under agreement with the U.S. government or any contractor thereof, it is acquired as "commercial computer software" subject to the provisions hereof, as specified in 48 CFR 12.212 of the FAR and, if acquired for Department of Defense (DoD) units, 48 CFR 227-7202 of the DoD FAR Supplement, or sections succeeding thereto.

© 2000 LucasArts Entertainment Company LLC. © 2000 Lucasfilm Ltd. & TM or ® as indicated. All rights reserved. Used under authorization.

This is a work of fiction. All of the characters and events portrayed in this game are fictional. Any resemblance to real persons, living or dead, or actual events, is purely coincidental. LucasArts Entertainment Company LLC
P.O. Box 10307
San Rafael, CA 94912

ESRB RATING

This product has been rated by the Entertainment Software Rating Board. For information about the ESRB rating, or to comment about the appropriateness of the rating, please contact the ESRB at 1-800-771-3772.

Sega is registered in the US Patent and Trademark Office. Sega, Dreamcast and the Dreamcast logo are either registered trademarks or trademarks of Sega Enterprises, LTD. All Rights Reserved. Made and printed in the USA. WARNING: Operates only with NTSC televisions and Sega Dreamcast systems purchased in North and South America (except Argentina, Paraguay and Uruguay). Will not operate with any other televisions or Sega Dreamcast systems. Product covered under one or more of the following U.S. Patents: 5,466,374; 5,525,770; 5,627,895; 5,688,173; 4,442,486; 4,454,594; 4,462,276. Re. 35,859; Japanese Patent No. 2070636; (Patents pending in U.S. and other countries); Canada Patent No. 1,933,276. The ratings icon is a trademark of the Interactive Digital Software Association. Sega of America Dreamcast, Inc. P.O. Box 763, San Francisco, CA 94120.