

TECH ROMANCER
20 PTS.



TECH ROMANCER
20 PTS.

TAKE IT TO THE EDGE CAPCOM EDGE

JOIN THE RANKS OF THE WORLD'S GAMING ELITE AND EARN CAPCOM EDGE POINTS EVERY TIME YOU BUY THE CAPCOM GAMES YOU LOVE. COLLECT MORE POINTS AND GET ALL KINDS OF COOL STUFF LIKE T-SHIRTS, WATCHES, SUNGLASSES PORTABLE STEREOS AND OTHER **CAPCOM EDGE GEAR** DON'T FIGHT IT! JOIN TODAY!

MEMBERSHIP DETAILS INSIDE. **CHECK OUT: WWW.CAPCOM.COM**

CAPCOM
www.capcom.com

CAPCOM ENTERTAINMENT, INC. 475 Oakmead Parkway, Sunnyvale, CA 94086
© CAPCOM CO., LTD. 2000 © CAPCOM U.S.A., INC. 2000 ALL RIGHTS RESERVED. CAPCOM and the CAPCOM LOGO are registered trademarks of CAPCOM CO., LTD. TECH ROMANCER and CAPCOM EDGE are trademarks of CAPCOM CO., LTD.
Sega is registered in the US Patent and Trademark Office. Sega Dreamcast, the Dreamcast Swirl, are trademarks of SEGA. Sega of America, P.O. Box 7539, San Francisco, CA 94120. All Rights Reserved. Programmed in Japan. Made and printed in the U.S.A.
WARNING: Operates only with NTSC televisions and Sega Dreamcast systems purchased in North and South America (except Argentina, Paraguay and Uruguay). Will not operate with any other televisions or Sega Dreamcast systems. Product covered under one or more of the following U.S. Patents: 5,490,374; 5,525,770; 5,627,895; 5,888,173; 4,442,486; 4,454,594; 4,462,076; Re. 35,839; Japanese Patent No.2870539. Patents pending in U.S. and other countries; Canada Patent No. 1,163,276. The ratings icon is a trademark of the Interactive Digital Software Association.

SEGA

SEGA



CAPCOM



T-1208A

WARNINGS Read Before Using Your Sega Dreamcast Video Game System**CAUTION**

Anyone who uses the Sega Dreamcast should read the operating manual for the software and console before operating them. A responsible adult should read these manuals together with any minors who will use the Sega Dreamcast before the minor uses it.

HEALTH AND EPILEPSY WARNING

Some small number of people are susceptible to epileptic seizures or loss of consciousness when exposed to certain flashing lights or light patterns that they encounter in everyday life, such as those in certain television images or video games. These seizures or loss of consciousness may occur even if the person has never had an epileptic seizure.

If you or anyone in your family has ever had symptoms related to epilepsy when exposed to flashing lights, consult your doctor prior to using the Sega Dreamcast.

In all cases, parents should monitor the use of video games by their children. If any player experiences dizziness, blurred vision, eye or muscle twitches, loss of consciousness, disorientation, any involuntary movement or convulsion, IMMEDIATELY DISCONTINUE USE AND CONSULT YOUR DOCTOR BEFORE RESUMING PLAY.

To reduce the possibility of such symptoms, the operator must follow these safety precautions at all times when using the Sega Dreamcast.

- Sit a minimum of 6.5 feet away from the television screen. This should be as far as the length of the controller cable.
- Do not play if you are tired or have not had much sleep.
- Make sure that the room in which you are playing has all the lights on and is well lit.
- Stop playing video games for at least ten to twenty minutes per hour. This will rest your eyes, neck, arms and fingers so that you can continue comfortably playing the game in the future.

OPERATING PRECAUTIONS

To prevent personal injury, property damage or malfunction:

- Before removing the disc, be sure it has stopped spinning.
- The Sega Dreamcast GD-ROM disc is intended for use exclusively on the Sega Dreamcast video game system. Do not use this disc in anything other than a Sega Dreamcast console, especially not in a CD player.
- Do not allow fingerprints or dirt on either side of the disc.
- Avoid bending the disc. Do not touch, smudge or scratch its surface.
- Do not modify or enlarge the center hole of the disc or use a disc that is cracked, modified or repaired with adhesive tape.
- Do not write on or apply anything to either side of the disc.
- Store the disc in its original case and do not expose it to high temperature and humidity.
- Do not leave the disc in direct sunlight or near a radiator or other source of heat.
- Use lens cleaner and a soft dry cloth to clean the disc, wiping gently from the center to the edge. Never use chemicals such as benzene and paint thinner to clean the disc.

PROJECTION TELEVISION WARNING

Still pictures or images may cause permanent picture tube damage or mark the phosphor of the CRT. Avoid repeated or extended use of video games on large-screen projection televisions.

SEGA DREAMCAST VIDEO GAME USE

This GD-ROM can only be used with the Sega Dreamcast video game system. Do not attempt to play this GD-ROM on any other CD player, doing so may damage the headphones and/or speakers. This game is licensed for home play on the Sega Dreamcast video game system only. Unauthorized copying, reproduction, rental, or public performance of this game is a violation of applicable laws. The characters and events portrayed in this game are purely fictional. Any similarity to other persons, living or dead, is purely coincidental.

CAPCOM**A Special Message from CAPCOM ENTERTAINMENT**

Thank you for selecting TECH ROMANCER for your Sega Dreamcast. We at CAPCOM ENTERTAINMENT are proud to bring you this new addition to your video game library.

CAPCOM ENTERTAINMENT, INC.

475 Oakmead Parkway, Sunnyvale, CA 94086

© CAPCOM CO., LTD. 2000 ALL RIGHTS RESERVED.

© CAPCOM U.S.A., INC. 2000 ALL RIGHTS RESERVED.

CAPCOM and the CAPCOM LOGO are registered trademarks of CAPCOM CO., LTD. TECH ROMANCER and CAPCOM EDGE are trademarks of CAPCOM CO., LTD. Sega Dreamcast and the Sega Dreamcast logos are either registered trademarks or trademarks of Sega Enterprises, Ltd. The ratings icon is a trademark of the Interactive Digital Software Association.

CAPCOM EDGE HINT LINE

Hints are available:

1-900-976-EDGE (1-900-976-3343)

\$.99 per minute for 24-hr. pre-recorded information.

\$1.35 per minute for live Game Counselor assistance.

From Canada: 1-900-677-2272 (\$1.35 per minute).

Must be 18 years or older, or have parental permission. Game Counselors available Monday - Friday 8:30 a.m. - 5:00 p.m. Pacific Time. This hint line supports games produced by CAPCOM ENTERTAINMENT, INC. only. No hints will be given on our Consumer Service line. You must have a touch-tone phone to use this service.

CAPCOM ON-LINE

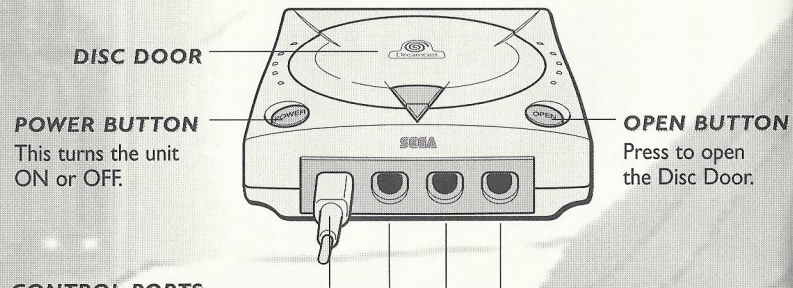
<http://www.capcom.com>

Visit our website to see all the great new CAPCOM products or to check out featured games on-line! You can also e-mail us at megamail@capcom.com for technical help or to find out what's new at CAPCOM!

CONTENTS

| | |
|---------------------------|----|
| Sega Dreamcast™ | 2 |
| Starting a Game | 3 |
| Controls (default) | 4 |
| Combat Screen | 6 |
| Combat Rules | 7 |
| Game Modes | 8 |
| Arcade | 8 |
| Versus | 8 |
| Dr. Tatsumi's Techno-Dome | 8 |
| Development Room | 9 |
| VMU Mini-Games | 9 |
| Love & Punch | 9 |
| Option Mode | 10 |
| Save/Load | 10 |
| Button Config | 10 |
| Gauge System | 11 |
| Special Attacks | 12 |
| Players | 14 |
| G. Kaiser/Junpei | 14 |
| Dixen/Nakato or Haruma | 15 |
| Pulsion/Kei or Kai | 16 |
| Bolon/Polin | 17 |
| Refaga/Simon | 18 |
| Diana 17/Reika | 19 |
| Twinzam V/Daichi or Sora | 20 |
| Gourai/Shadow Red | 22 |
| Wise Duck/Gonzales | 23 |
| Capcom Edge | 24 |

SEGA DREAMCAST™

**CONTROL PORTS**



Use these ports to connect the Sega Dreamcast™ controller or other peripheral equipment. From left to right are **Control Port A**, **Control Port B**, **Control Port C**, and **Control Port D**. Use each port to connect controllers for players 1 to 4 respectively.

Note: Purchase additional controllers (sold separately) to play with two or more people.

Tech Romancer is a 1-to-2 player game. Before turning the Sega Dreamcast power ON, connect the Sega Dreamcast controller(s) or other peripheral equipment into the control ports of the Sega Dreamcast.

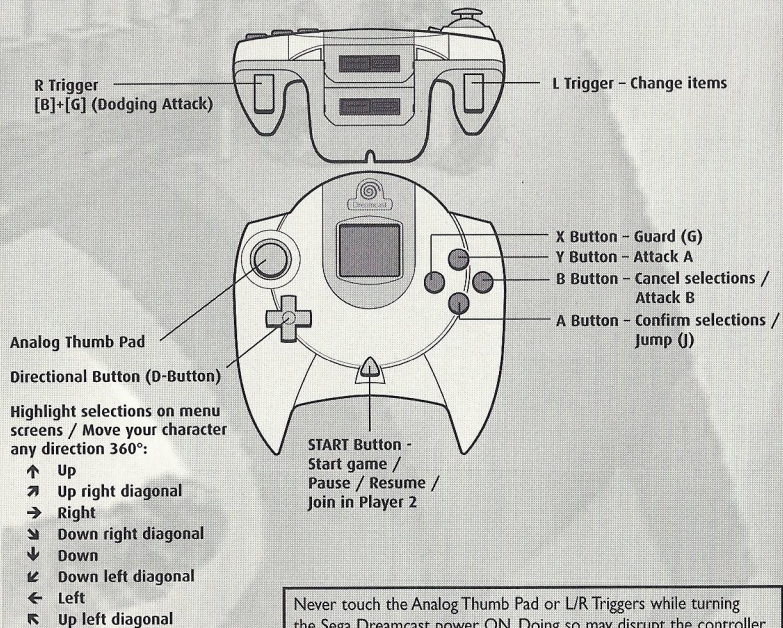
STARTING A GAME

1. Press the **START** Button at the title screen.
2. Press the **Directional Button**, **Analog Thumb Pad** or **joystick** \leftarrow/\rightarrow to select a game mode and press the **A Button**. (See more about game modes starting on page 8.)
3. Select a character and press the **A Button**. (See more about characters on pages 14-23.)



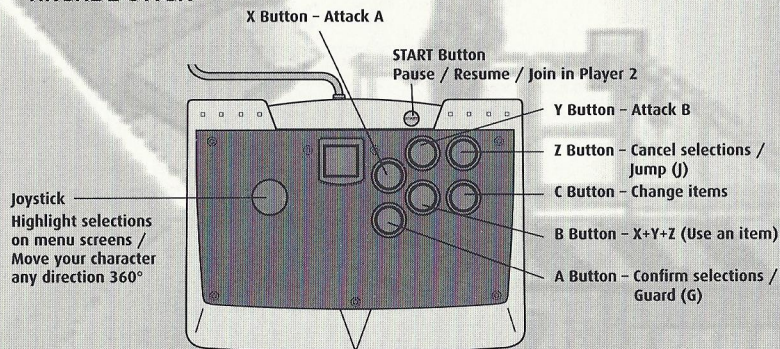
CONTROLS (default)

SEGA DREAMCAST CONTROLLER



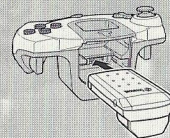
Never touch the Analog Thumb Pad or L/R Triggers while turning the Sega Dreamcast power ON. Doing so may disrupt the controller initialization procedure and result in malfunction. If the Analog Thumb Pad or L/R Triggers are accidentally moved while turning the Sega Dreamcast power ON, immediately turn the power OFF and then ON again, making sure not to touch the controller.

ARCADE STICK



JUMP PACK

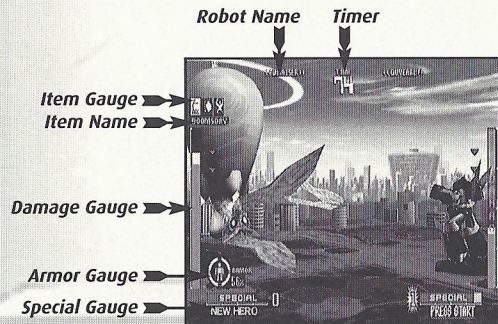
Tech Romancer supports the Jump Pack vibration peripheral. When inserted into the Expansion Socket of a Sega Dreamcast controller or other compatible peripheral equipment, the Jump Pack provides a vibration effect that can considerably enhance the game play experience.



Notes:

- **Tech Romancer** is a 1-to-2 player game. Connect controllers or other peripheral equipment before turning ON the Sega Dreamcast.
- For all controllers, to return to the title screen at any point during game play, simultaneously press and hold the A, B, X, Y and START Buttons. This will cause the Sega Dreamcast to soft-reset the software and display the title screen.
- For both the controller and Arcade Stick, you can change the default button assignments using the Button Config option. See page 10.

COMBAT SCREEN



| | |
|--------------------------|--|
| Robot Name | Identifies your character. |
| Timer | Shows remaining round time. |
| Item Gauge | Shows the time or number of shots remaining for an item or weapon you're using. |
| Item Name | Shows the item available to use. |
| Damage Gauge | Shows how much damage the robot has taken. When it is full, the robot is defeated (see page 11). |
| Armor Gauge | Color bar decreases as the robot gets attacked. When it disappears, the robot's armor is broken (see page 11). |
| Special Gauge | Color bar increases as the robot attacks. When it is full, the robot can use a Special Move. You can pump up the gauge to Level 3 (see page 11). |
| Final Attack Mark | Final Attack is available when this mark appears. |
| Stock Items | Shows the items you currently have. You can stock up to 5 items (see page 12). |
| Win Mark | Displays when one opponent defeats the other. |

COMBAT RULES

The rules below are used in Arcade Mode (both Story and Hero Challenge Modes) and Versus Mode. (See pages 8-9 for other game modes.)

HOW TO WIN


The first player to fill the opponent's Damage Gauge twice (default) wins the match. (You can change the Damage Gauge number in Option Mode; see page 10.)

JUDGMENT

If time runs out and neither robot has been defeated twice (default), the match is judged on remaining vitality. If the time limit is turned OFF (in Option Mode), the match lasts until one robot wins by defeating the other.

DRAW GAME

A game is judged to be a draw when both fighters are defeated twice (default) at the same time or when both fighters have the same amount of vitality left when time is up. If a draw game occurs, both players' games are over.



GAME MODES

ARCADE

1 OR 2 PLAYER(S)





Choose STORY MODE and play through each robot's unique story.

Choose HERO CHALLENGE MODE and defeat 12 computer-controlled opponents to win. Your performance is rated at the end of your game.

VERSUS

2 PLAYER COMPETITION

Challenge a friend head-to-head. To play, insert two controllers into your Sega Dreamcast before starting. After each match, you can continue play with the same robot or choose a new fighter.



DR. TATSUMI'S TECHNO-DOME

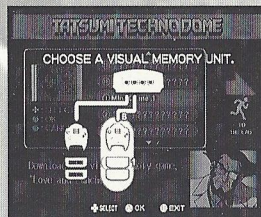
Unlock and collect secret hidden features. Some features can be unlocked by working out in the Development Room. Others are unlocked as you meet certain conditions during gameplay.

TECHNO-DOME CONTROLS



A Button
B Button

Choose hidden feature
Go to Development Room
Confirm selection
Return to title screen



LOVE AND PUNCH CONTROLS



A Button
B Button

Kiss character on the left.
Kiss character on the right.
Tap character on the left.
Tap character on the right.

DEVELOPMENT ROOM

Develop various hidden features by spending money you earned in Hero Challenge Mode and VMU Mini-games. You can withdraw money from your VMU (Visual Memory Unit).

DEVELOPMENT ROOM CONTROLS



A Button
B Button/←

Choose hidden feature to develop
Withdraw money from VMU
Confirm selection
Return to Techno-Dome

VMU MINI-GAMES

Download mini-games to play for money prizes and high scores. Doing this requires a VMU (Visual Memory Unit) with 128 free blocks. The Mini-Game Menu has these options:

| | |
|-------------------|--------------------------------|
| Mini-Game | Play mini-games. |
| High Score | Check out the best score. |
| Money | Review your net worth. |
| Sound | Toggle mini-game sound ON/OFF. |

LOVE & PUNCH

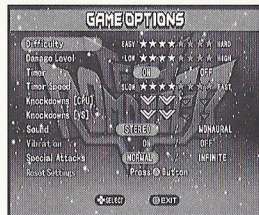
Watch the screen. If Junpei appears, kiss him quick. If a girl appears, give her a tap.

Note: You can unlock two more mini-games by satisfying certain secret requirements. Find out what they are!

OPTION MODE

Choose an item with the D-Buttons \uparrow/\downarrow , and adjust the setting with \leftarrow/\rightarrow .

- Difficulty** Set the difficulty level for 1 Player games.
- Damage Level** Adjust the damage level of attacks.
- Timer** Turn the time limit ON/OFF.
- Timer Speed** Adjust the Timer countdown speed.
- Down Number** CPU – Set the number of Damage Gauges for 1 Player games.
VS – Set the number of Damage Gauges for 2 Player games.
- Sound** Choose STEREO or MONAURAL.
- Vibration** Toggle ON/OFF when using the optional Jump Pack (not available when using the Arcade Stick).
- Special Moves Default** When ON, use Special Moves with no limit. Restore the default Option settings.

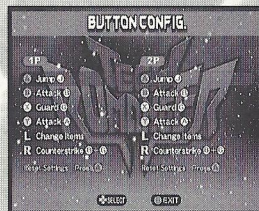
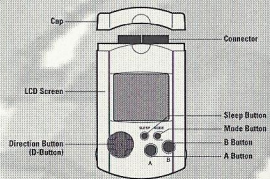
**SAVE/LOAD**

- Save** Save your play data to an optional Visual Memory Unit (VMU). This game uses 3 free blocks to save play data.
- Load** Load previously saved play data from a VMU.

Note: While saving a game file, never turn OFF the Sega Dreamcast power, remove the VMU or disconnect the controller.

BUTTON CONFIG

Change the controller button assignments.

**GAUGE SYSTEM**

Damage Gauge

Armor Gauge

Special Gauge

**DAMAGE GAUGE**

As your robot gets attacked, the color bar builds up. When the gauge is full, your robot is defeated.

- Recoverable Damage** The yellow bar represents damage that can be recovered over time.
- Absolute Damage** The red bar represents damage that cannot be recovered.

SPECIAL GAUGE

The color bar builds up as you attack. When the gauge is full, you can input a Special Move command to perform a Special Move. The gauge can be stored up to Level 3. A Special Move consumes Level 1 gauge. (For players' individual Special Moves, see pages 14-23.)

ARMOR GAUGE

As your robot gets attacked, the color bar decreases. At 0%, your robot's armor will be broken. When your robot's armor is off, your robot suffers more damage when attacked and takes some damage even when blocking.

SPECIAL ATTACKS

In the moves below, the D-Button presses/joystick moves refer to fighters facing right. Reverse the left/right presses or actions for fighters facing left.

| SPECIAL ATTACK LETTERS | |
|------------------------|----------|
| A | Attack A |
| B | Attack B |
| G | Guard |
| J | Jump |

Steel Dash


Holding G, →→

Your robot charges the opponent, repelling attacks. If you hit the opponent with this move, the opponent's block will be off for a short time.

Dodging Attack

G + A or B (simultaneously)

Perform this move the moment your opponent attacks you. You can counterattack as you dodge.



Power Breaker

G + A + B (near opponent)

Break the opponent's guard.

Item

A + B + J (simultaneously)

You have three items in the beginning of a match. You can pick up additional items that may appear when you break objects on stage. You can use items you have at any time during a match. You may also get an item when you defeat your opponent.

There are three item types:

- Healing Items** Restore Damage or Armor Gauge.
- Ability Items** Increase your robot's attack, defense, speed and so on. Hero Challenge Mode items enable your robot to use unique abilities for a short time.
- Weapon Items** Each robot can use three unique types of powerful weapons.

- Male Female Age
2. Who plays this game the most?
 Male Female Age
3. Which systems do you own?
 PlayStation® game console
 Nintendo® 64 Sega Dreamcast™
 Sega Saturn Sega Genesis™ Super® NES
 PC-CD-ROM Mac CD-ROM
4. Did you rent this game before purchasing it?
 Yes No
5. Where did you purchase this game?
 Toy Store Mass Merchant Mail Order
 Software Specialty Online
7. Which publications do you read regularly?
 EGM Game Fan Game Pro Next Generation PSExtreme
 O.P.M. - Official PlayStation Magazine P.S.M. Game Informer
 Gamers Republic Nintendo Power Tips & Tricks Other _____
8. Do you have access to the online services or the Internet?
 Yes No AOL Compuserve Other _____
9. If yes, are you familiar with Capcom's Web Page?
 Yes No <http://www.capcom.com>
10. What was the main reason(s) player purchased the game?
 Gameplay Box Design Graphics Recommended Demo
 Gift Played Before Price Screen Shots Other _____
11. Would you like for us to send you information on upcoming products?
 Yes No

Grapple Attack

Direction controls + Attack buttons (rapidly)
When both robots attack at the same time, the Grapple Attack begins. When this screen shows up, press the Direction controls and Attack rapidly. The last button pressed decides who wins.


The rules are:

- A beats B.
- B beats G or J.
- G or J beats A.

Hint: The more you press the buttons, the more damage you do if you win, or the less damage you take if you lose.

A + B + G + J (simultaneously)

Once your opponent takes a certain amount of damage, the Final Attack Mark will appear. While the mark is on, press the buttons above simultaneously to perform the Final Attack. If the Final Attack hits the opponent, you win!

**Final Attack****TECH ROMANCER™ REGISTRATION CARD**

Return this card completely filled out so we can automatically enter you into our monthly drawing for a **FREE VIDEO GAME!** PLUS we'll send you the **LATEST AND GREATEST NEWS** regarding CAPCOM products!

Name _____
Age _____
Street Address _____
City _____ State _____ Zip _____
E-Mail Address _____
Phone _____

Capcom's use of the information on this card is detailed in the Capcom Privacy Policy on this back of this card or at <http://www.capcom.com>. If you are under 18 years old, please have your parent or legal guardian read the Capcom Privacy Policy and sign the Parental Consent on the back of this card. Your card will not be accepted and will be returned unless your parent's or legal guardian's signature is complete.

REGISTER ONLINE AT <http://reg.capcom.com>

Tell us about yourself:

1. Who purchased this game?

6. How did you hear about this game?

- Friend Sales Person Magazine Ad T.V. Game Review
 Newspaper Internet Demo Packaging Rental Other

ROBOT


G. Kaiser

PILOT

Junpei

PROFILE

Secretly developed by Junpei's grandfather and father in a subterranean lab, G. Kaiser possesses overwhelming power and is made of highly advanced metal, giving great strength to the armor.



REGULAR MOVES

| | |
|--------------------------|-------|
| Kaiser Punch/Rocket Blow | A |
| Kaiser Bomber | B |
| Heat Blazer | A + B |

SPECIAL MOVES

| | |
|------------------|---------------------|
| Kaiser Kick | A (in the air) |
| Kaiser Uppercut | → + A |
| Kaiser Throw | →← + A |
| Kaiser Hurricane | → + B |
| Remote Control | → + AA (Stand Mode) |

SUPER MOVES

| | |
|--------------------|-------------------------|
| Super Heat Blazer | ←→ + A + B |
| Super Tornado Kick | ←→ + A + B (in the air) |

FINAL ATTACK

ROBOT

Dixen

PILOTS

Nakato or Haruma

PROFILE

The latest, most advanced mechanized weapon developed by the government, Dixen is equipped with new short to mid-range weapons. This unit is also equipped with a fixed long-range cannon, capable of attacking from a distance.



REGULAR MOVES

| | |
|-------------------|-------|
| Saber/Gun | A |
| Hand Grenade Shot | B |
| Fixer Cannon | A + B |

SPECIAL MOVES

| | |
|----------------------|--------------------------------|
| Rising Slash | → + A |
| Hand Grenade Long | → + B |
| Aiming Satellite | ←→ + A |
| Reflection Satellite | →← + A |
| Switch Guns | ↑ or ↓ + G |
| Full Burner Jump | Any Direction + J (in the air) |

SUPER MOVES

| | |
|--------------------|------------|
| Hyper Fixer Cannon | ←→ + A + B |
| Slash & Shot | →← + A + B |

FINAL ATTACK

| | |
|------------|---------------|
| Final Shot | A + B + G + J |
|------------|---------------|

ROBOT


Pulsion

PILOTS

Kei or Kai

PROFILE

This half robot, half alien life form's specialty is "space karate," an advanced form of martial arts. Pulsion has achieved legendary status by saving the Earth from impending doom!



REGULAR MOVES

Jab A
 Sliding B
 Pulsion Laser A + B

SPECIAL MOVES

Pulsion Uppercut → + A
 Space Cartwheel → + B
 Pul-Slay ↔ + A
 Pul-Screen → + A + B
 Pursuit Attack A + J (while opponent is down)

SUPER MOVES

Vortex Sphere ↔ + A + B
 Space Karate → ← + A + B

FINAL ATTACK

Over the Galaxy A + B + G + J

ROBOT


Bolon

PILOT

Polin

PROFILE

A "super junk robot," Bolon was created by its pilot, Polin, who used her magical ability to make this unusual robot out of used items and scrap materials. Bolon uses a very unique style of attack.



REGULAR MOVES

Iron Ball Jab A
 Shovel Uppercut B
 Lariat A + B

SPECIAL MOVES

Iron Ball Straight → + A
 Destruction Drill ↔ + A
 Oedo Cannon ← + B
 Jet Chimney ↔ + B

SUPER MOVES

Huge Iron Ball Rolling ↔ + A + B
 Huge Iron Ball Drop → ← + A + B

FINAL ATTACK

Bolon Theater A + B + G + J

ROBOT


Refaga

PILOT

Simon

PROFILE

This is the Air Force's latest techno-weapon. This robot has three different attack forms. Fighter Mode, the aerial version, is used to attack from the air; Soldier Mode is designed for ground fighting in hand-to-hand combat; and Spinner Mode is a combination of Fighter/Soldier Mode.



MOVES

| | |
|-------------------|-------|
| Punch/3-Way Shots | A |
| Micro Missile | B |
| Twister Ray | A + B |

SPECIAL MOVES

| | |
|-----------------|------------|
| Transformation | ↑ or ↓ + G |
| Gunpod Crash | → + A |
| Float Seeker | ←→ + A |
| Sidewinder | ←→ + B |
| Somersault Kick | A + J |

SUPER MOVES

| | |
|-----------------------|---------------------------|
| Pinpoint Break Punch | ←→ + A + B |
| Succession Air Attack | ←→ + A + B (Fighter Mode) |

FINAL ATTACK

| | |
|-------------------|---------------|
| Transform Tactics | A + B + G + J |
|-------------------|---------------|

ROBOT


Diana 17

PILOT

Reika

PROFILE

A mysterious robot designed to destroy the ambition of a corrupt boss, Diana 17 has outstanding agility to take flight, and fights with knockout grace and style.



REGULAR MOVES

| | |
|------------------|-------|
| Punch/Sonic Edge | A |
| Soap Launcher | B |
| Hunting Spear | A + B |

SPECIAL MOVES

| | |
|-------------------|------------------------|
| Double Kick | → + A |
| Crystal Edge | ←→ + A |
| Magic Judge | →← + B |
| Attractive Shower | ↓ + A + B (in the air) |

SUPER MOVES

| | |
|--------------|-------------------------|
| Emerald Tear | ←→ + A + B (in the air) |
| Diamond Road | →← + A + B |

FINAL ATTACK

| | |
|-------------------------|---------------|
| Dancing Angel Evolution | A + B + G + J |
|-------------------------|---------------|

ROBOT


Twinzam V

PILOTS

Daichi or Sora

PROFILE

This robot was created by molding two fighter jets into an ultra-powerful robot. It has the ability to assume two different forms, each with specialized attributes.



TWINZAM 1; FIRE FORMATION

REGULAR MOVES

| | |
|---------------|-------|
| Punch | A |
| Fire Magnum | B |
| Fire Sunshine | A + B |

SPECIAL MOVES


| | |
|--------------------|-------|
| Fire Tomahawk | → + A |
| Tomahawk Impact | ← + A |
| Twinzam Rush | ↔ + A |
| Shooting Star Blow | ↔ + B |

SUPER MOVES

| | |
|----------------------|------------|
| Fire Storm Formation | ↔ + A + B |
| Change Cross Twinzam | →← + A + B |

FINAL ATTACK

| | |
|--------------|---------------|
| Fire Slasher | A + B + G + J |
|--------------|---------------|



TWINZAM 2; PLASMA FORMATION

REGULAR MOVES

| | |
|---------------------|-------|
| Punch | A |
| Plasma Missile | B |
| Plasma Drill Buster | A + B |

SPECIAL MOVES


| | |
|-------------------|--------------------|
| Plasma Hammer | → + A |
| Spin Drip | ↓ + A (in the air) |
| Twinzam Homerun | ↔ + A |
| Zero Gravity Ball | ↔ + B |

SUPER MOVES

| | |
|------------------------|------------|
| Plasma Storm Formation | ↔ + A + B |
| Change Cross Twinzam | →← + A + B |

FINAL ATTACK

| | |
|----------------------|---------------|
| Plasma Drill Impulse | A + B + G + J |
|----------------------|---------------|



ROBOT

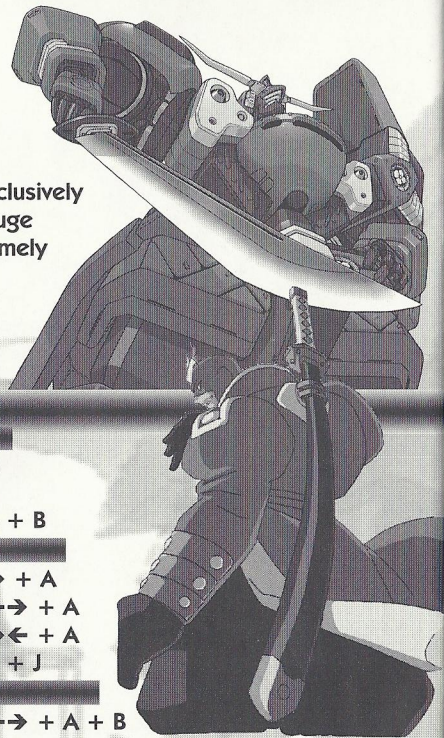
Gourai

PILOTS

Shadow Red

PROFILE

This robot is operated exclusively by evil Shadow Red. Its huge sword Zankouken is extremely destructive.



REGULAR MOVES

- Punch/Sword A
- Dark Trap B
- Devilish Flash A + B

SPECIAL MOVES

- Mad Wave → + A
- Shadow Slash ↔ + A
- Thunder Slash →← + A
- Rising Slash A + J

SUPER MOVES

- Super Thunder Slash ↔ + A + B
- Slashing Hurricane →← + A + B
- Darkness Vacuum ↔ + A + J

FINAL ATTACK

- Circle of Madness A + B + G + J

ROBOT

Wise Duck

PILOTS

Gonzales

PROFILE

This armored, land-based robot is equipped with heavy artillery capable of inflicting intense damage on an opponent. While this robot cannot jump, he possesses strong armor and devastating weaponry.



REGULAR MOVES

- Power Claw/Triple Vulcan A
- Launcher Missile B
- Explosion Wall A + B

SPECIAL MOVES

- Trapping Bomb J
- Napalm Pod B + J
- Net Missile → + B
- Bull Breaker ↔ + A

SUPER MOVES

- Photon Cannon ↔ + A + B
- Anti-Air Photon Cannon →← + A + B

FINAL ATTACK

- Full Metal Hunter A + B + G + J



TAKE IT TO THE EDGE. CAPCOM EDGE.

COLLECT CAPCOM EDGE PROOF-OF-PURCHASE POINTS EVERY TIME YOU BUY ANY SPECIALLY MARKED CAPCOM GAME TO EARN AMAZING GEAR LIKE SHIRTS, GAMES OR EVEN A PORTABLE CD PLAYER! PLUS, YOU'LL BE ABLE TO WIN QUARTERLY SWEEPSTAKES WITH KILLER PRIZES - LIKE YOUR OWN SIGNATURE SIZE ARCADE MACHINE.

DON'T FIGHT IT! SIGN UP TODAY.

JUST COMPLETE THIS ENTRY FORM OR SEND A 3X5 CARD WITH YOUR NAME, ADDRESS, PHONE NUMBER AND DATE OF BIRTH, AND PARENT'S SIGNATURE (IF UNDER 18) TO:
CAPCOM EDGE 475 OAKMEAD PARKWAY, SUNNYVALE, CA 94086

Offer valid 9/1/99 to 8/31/00. Maximum 2 awards per name and/or address. To claim awards send a completed prize redemption form, Capcom Edge or Fighters Edge proof-of purchase points (or original UPC code) and shipping and handling fees to Capcom Entertainment (see www.capcom.com for complete details). Award merchandise is subject to change and subject to availability while supply lasts. Allow 10-12 weeks for delivery. Items may be shipped separately. Extra points on orders will not be refunded. Points cannot be transferred or sold to another party for use for any other purpose. Capcom Edge points cannot be redeemed for cash. Capcom Entertainment may cancel, rescind or extend this offer at any time. Points are subject to verification. Only original Capcom Edge or Fighters Edge proof of purchase points or original UPC codes are valid from retail packages or from authorized Capcom Edge or Fighters Edge certificates. No reproductions allowed. Points valid only once per game purchase per person. The Capcom Edge program is valid only with current Capcom and Fighters Edge games. Those under age 18 must have parent or guardian signature to participate. The Capcom Edge program is operated by Capcom Entertainment and is open to residents of the United States and Canada excluding Quebec. Fraudulent claims will be voided. Proof of mailing does not constitute proof of delivery. Capcom is not responsible for lost, incomplete, damaged or illegible claim forms. Certified mail is recommended for orders. Sweepstakes winners will be determined in a random drawing from registered Capcom Edge members. No purchase necessary. Odds of winning depend on number of registered Capcom Edge members. Sony Computer Entertainment America, Nintendo of America and Sega of America are in no way affiliated with this program. Employees of Capcom Entertainment, its agencies, vendors and their immediate family members are not eligible for this offer. All decisions of Capcom Entertainment on all matters relating to this promotion are final. Recipients agree that awards are presented on the condition Capcom Entertainment, Sony Computer Entertainment America, Nintendo of America, Sega of America, their affiliates, subsidiaries, divisions or related companies, have no liability whatsoever, for any damages, injuries, losses or expenses of any kind resulting from acceptance, possession or use of the award. Award recipient is responsible for any and all Federal, State and local taxes if necessary. Offer is only good within United States and Canada excluding Quebec. Void where prohibited by law. Other restrictions may apply. All orders must be postmarked by 8/31/00.

© CAPCOM CO., LTD. 2000. © CAPCOM U.S.A., INC. 2000. ALL RIGHTS RESERVED. CAPCOM and the CAPCOM LOGO are registered trademarks of CAPCOM CO., LTD. CAPCOM EDGE is a trademark of CAPCOM CO., LTD.



www.capcom.com

TECH ROMANCER

PARENT'S SIGNATURE (IF UNDER THE AGE OF 18)

For information on Capcom's Privacy Policy visit: www.capcom.com

NAME

ADDRESS

CITY

PHONE NUMBER

DATE OF BIRTH

STATE

ZIP CODE

CREDITS

Manual Design: Hanshaw Ink & Image; Marketing: Todd Thorson, Sean Mylett, Robert Johnson; Creative Services: Jennifer Deauville and Marion Clifford; Package Design: Michi Morita and Jamie Gibson; Translation: Masayuki Fukumoto; PR: Melinda Mongelluzzo, Matt Atwood and Carrie Megenty; Special thanks to: Tom Shiraiva, Miki Takano, Bill Gardner, Robert Lindsey, Nate McIlvain Williams, Neal Robison, Kathy Schoback, Kathy Lange and Mark Galarneau.

90-DAY LIMITED WARRANTY

CAPCOM ENTERTAINMENT, INC. ("CAPCOM") warrants to the original consumer that this Sega Dreamcast GD-ROM ("GD-ROM") from CAPCOM shall be free from defects in material and workmanship for a period of 90 days from date of purchase. If a defect covered by this warranty occurs during this 90-day warranty period, CAPCOM will replace the GD-ROM free of charge.

To receive this warranty service:

1. Notify the CAPCOM Consumer Service Department of the problem requiring warranty service by calling (408) 774-0400. Our Consumer Service Department is in operation from 8:30 a.m. to 5:00 p.m. Pacific Time, Monday through Friday.
2. If the CAPCOM service technician is unable to solve the problem by phone, he/she will instruct you to return the entire GD-ROM to CAPCOM freight prepaid at your own risk of damage or delivery. We recommend sending your GD-ROM certified mail. Please include your sales slip or similar proof-of-purchase within the 90-day warranty period to:

CAPCOM
Consumer Service Department
475 Oakmead Parkway
Sunnyvale, CA 94086

This warranty shall not apply if the GD-ROM has been damaged by negligence, accident, unreasonable use, modification, tampering or by other causes unrelated to the defective materials or workmanship.

REPAIRS AFTER EXPIRATION OF WARRANTY


If the GD-ROM develops a problem after the 90-day warranty period, you may contact the CAPCOM Consumer Service Department at the phone number noted previously. If the CAPCOM service technician is unable to solve the problem by phone, he/she may instruct you to return the defective GD-ROM to CAPCOM freight prepaid at your own risk of damage or delivery, enclosing a check or money for \$20.00 (U.S. funds only) payable to CAPCOM. We recommend sending your GD-ROM certified mail. CAPCOM will replace the GD-ROM, subject to the conditions above. If replacement GD-ROMs are not available, the defective product will be returned to you and the \$20.00 payment refunded.

WARRANTY LIMITATIONS

ANY APPLICABLE IMPLIED WARRANTIES, INCLUDING WARRANTIES OF MERCHANTABILITY AND FITNESS FOR A PARTICULAR PURPOSE, ARE HEREBY LIMITED TO NINETY (90) DAYS FROM THE DATE OF PURCHASE AND ARE SUBJECT TO THE CONDITIONS SET FORTH

TECH ROMANCER

20 PTS.



TECH ROMANCER

20 PTS.

HEREIN, IN NO EVENT SHALL CAPCOM BE LIABLE FOR CONSEQUENTIAL OR INCIDENTAL DAMAGES RESULTING FROM THE BREACH OF ANY EXPRESS OR IMPLIED WARRANTIES.

The provisions of this warranty are valid in the United States and Canada only. Some states and provinces do not allow limitations on how long an implied warranty lasts or exclusions of consequential or incidental damages, so the above limitations and exclusions may not apply to you. This warranty gives you specific legal rights, and you may have other rights, which vary, from state to state or province to province.

ESRB RATING

This product has been rated by the Entertainment Software Rating board. For information about the ESRB rating, or to comment about the appropriateness of the rating, please contact the ESRB at 1-800-771-3772.

Sega is registered in the US Patent and Trademark Office. Sega Dreamcast, the Dreamcast Swirl, are trademarks of SEGA. Sega of America, P.O. Box 7639, San Francisco, CA 94120. All Rights Reserved. Programmed in Japan. Made and printed in the USA. WARNING: Operates only with NTSC televisions and Sega Dreamcast systems purchased in North and South America (except Argentina, Paraguay and Uruguay). Will not operate with any other televisions or Sega Dreamcast systems. Product covered under one or more of the following U.S. Patents: 5,460,374; 5,525,770; 5,627,895; 5,688,173; 4,442,486; 4,454,594; 4,462,076; Re. 35,839; Japanese Patent No. 2870538, (Patents pending in U.S. and other countries); Canada Patent No. 1,183,276. The ratings icon is a trademark of the Interactive Digital Software Association.



TECH ROMANCER