

COMING SOON

# Tokyo Xtreme Racer 2™

SEQUEL TO THE TOP 10  
SEGA DREAMCAST LAUNCH TITLE



Crave Entertainment, 19645 Rensho Way, Redondo Beach, CA 90220

Tokyo Xtreme Racer 2 © 2000 Genki Co., Ltd. All rights reserved. Published and distributed by Crave Entertainment, Inc. under license from Genki Co., Ltd. Tokyo Xtreme Racer is a trademark of Crave Entertainment, Inc. Crave Entertainment and the Crave Entertainment logos are trademarks of Crave Entertainment, Inc. © 1999 Crave Entertainment, Inc. All rights reserved. Crave Entertainment is a registered trademark in the U.S. All other trademarks and copyrights are the property of their respective holders.

Sega is registered in the US Patent and Trademark Office. Sega, Dreamcast and the Dreamcast logo are either registered trademarks or trademarks of Sega Enterprises, Ltd. Sega of America, P.O. Box 7639, San Francisco, CA 94120. All Rights Reserved. Programmed in Japan. Made and printed in the USA. WARNING: Operates only with NTSC televisions and Sega Dreamcast systems purchased in North and South America (except Argentina, Paraguay and Uruguay). Will not operate with any other televisions or Sega Dreamcast systems. Product covered under one or more of the following U.S. Patents: 5,490,374; 5,525,770; 5,627,895; 5,688,173; 4,442,486; 4,454,594; 4,462,076. Re. 35,839, Japanese Patent No.2870538. (Patents pending in U.S. and other countries), Canada Patent No. 1,183,276. The ratings icon is a trademark of the Interactive Digital Software Association.



CRAVE ENTERTAINMENT



SEGA

Dreamcast™

# ULTIMATE FIGHTING CHAMPIONSHIP™



CRAVE ENTERTAINMENT



T-40204N



## WARNINGS Read Before Using Your Sega Dreamcast Video Game System

### CAUTION

Anyone who uses the Dreamcast should read the operating manual for the software and console before operating them. A responsible adult should read these manuals together with any minors who will use the Dreamcast before the minor uses it.

### HEALTH AND EPILEPSY WARNING

Some small number of people are susceptible to epileptic seizures or loss of consciousness when exposed to certain flashing lights or light patterns that they encounter in everyday life, such as those in certain television images or video games. These seizures or loss of consciousness may occur even if the person has never had an epileptic seizure.

If you or anyone in your family has ever had symptoms related to epilepsy when exposed to flashing lights, consult your doctor prior to using Dreamcast.

In all cases, parents should monitor the use of video games by their children. If any player experiences dizziness, blurred vision, eye or muscle twitches, loss of consciousness, disorientation, any involuntary movement or convulsion, IMMEDIATELY DISCONTINUE USE AND CONSULT YOUR DOCTOR BEFORE RESUMING PLAY.

To reduce the possibility of such symptoms, the operator must follow these safety precautions at all times when using Dreamcast:

- Sit a minimum of 6.5 feet away from the television screen. This should be as far as the length of the controller cable.
- Do not play if you are tired or have not had much sleep.
- Make sure that the room in which you are playing has all the lights on and is well lit.
- Stop playing video games for at least ten to twenty minutes per hour. This will rest your eyes, neck, arms and fingers so that you can continue comfortably playing the game in the future.

### OPERATING PRECAUTIONS

To prevent personal injury, property damage or malfunction:

- Before removing disc, be sure it has stopped spinning.
- The Sega Dreamcast GD-ROM disc is intended for use exclusively on the Sega Dreamcast video game system. Do not use this disc in anything other than a Dreamcast console, especially not in a CD player.
- Do not allow fingerprints or dirt on either side of the disc.
- Avoid bending the disc. Do not touch, smudge or scratch its surface.
- Do not modify or enlarge the center hole of the disc or use a disc that is cracked, modified or repaired with adhesive tape.
- Do not write on or apply anything to either side of the disc.
- Store the disc in its original case and do not expose it to high temperature and humidity.
- Do not leave the disc in direct sunlight or near a radiator or other source of heat.
- Use lens cleaner and a soft dry cloth to clean disc, wiping gently from the center to the edge. Never use chemicals such as benzene and paint thinner to clean disc.

### PROJECTION TELEVISION WARNING

Still pictures or images may cause permanent picture tube damage or mark the phosphor of the CRT. Avoid repeated or extended use of video games on large-screen projection televisions.


### SEGA DREAMCAST VIDEO GAME USE

This GD-ROM can only be used with the Sega Dreamcast video game system. Do not attempt to play this GD-ROM on any other CD player; doing so may damage the headphones and/or speakers. This game is licensed for home play on the Sega Dreamcast video game system only. Unauthorized copying, reproduction, rental, public performance of this game is a violation of applicable laws. The characters and events portrayed in this game are purely fictional. Any similarity to other persons, living or dead, is purely coincidental.

## CONTENTS



INTRODUCTION	1
SEGA DREAMCAST CONTROLLER	2
SEGA DREAMCAST ARCADE STICK	3
GETTING STARTED	4
RULES	5
TITLE SCREEN	5
CAREER MODE	6
EXHIBITION MODE	7
TRAINING MODE	7
OPTIONS	7
GAME CONTROLS	8
FIGHTER PROFILES	10
CREDITS	21





# INTRODUCTION



YOU'VE TRAINED HARD TO QUALIFY FOR A SPOT IN THE WORLD'S MOST ELITE FIGHTING TOURNAMENT, THE **ULTIMATE FIGHTING CHAMPIONSHIP™**. YOU KNOW THAT TO BE THE BEST FIGHTER YOU WILL NEED TO BE WELL VERSED IN NOT JUST ONE STYLE, BUT MANY. DO YOU HAVE WHAT IT TAKES TO ENTER THE WORLD'S ULTIMATE PROVING GROUND, THE OCTAGON™? IF SO, BE READY TO FACE SOME OF THE WORLD'S TOUGHEST AND MOST SKILLED FIGHTERS. YOU'LL HAVE TO TRAIN HARD AND KEEP A CLEAR MIND, OTHERWISE YOU'LL FIND YOURSELF TAPPING OUT OR EVEN WORSE, KNOCKED OUT. IN THIS GAME ONE MISTAKE IS ALL IT TAKES TO LET YOUR OPPONENT GO FROM THE RECEIVING END OF YOUR FIST TO SNATCHING THE VICTORY FROM UNDER YOUR NOSE. WE AT CRAVE ENTERTAINMENT WANT TO WELCOME YOU TO THE **ULTIMATE FIGHTING CHAMPIONSHIP. GOOD LUCK.**



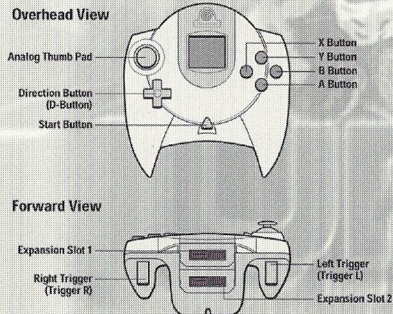
# USING THE SEGA DREAMCAST CONTROLLER



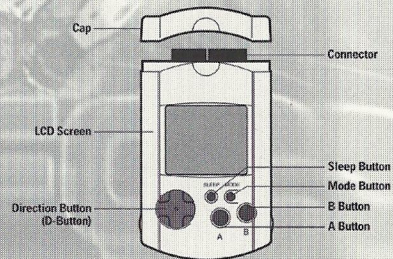
THIS SECTION GIVES AN OVERVIEW ON HOW TO USE THE SEGA DREAMCAST CONTROLLER FOR UFC. FOR ADDITIONAL INFORMATION ON OTHER FUNCTIONS OR CHARACTER MOVES, REFER TO THE CONTROLS AND CHARACTER PROFILES SECTIONS OF THIS MANUAL.

SEGA DREAMCAST CONTROLLER AND SEGA DREAMCAST VISUAL MEMORY UNIT (VMU)

SEGA DREAMCAST CONTROLLER



SEGA DREAMCAST VISUAL MEMORY UNIT (VMU)





UFC IS INTENDED FOR 1 OR 2 PLAYERS. BEFORE POWERING UP, MAKE SURE THE CONTROLLER AND OTHER LICENSED PERIPHERALS (IF APPLICABLE) ARE CONNECTED TO THE SEGA DREAMCAST'S CONTROLLER PORTS. TO RESET AND RETURN TO THE TITLE SCREEN, PRESS THE A, B, X, Y, AND START BUTTONS SIMULTANEOUSLY.

A SECOND CONTROLLER (SOLD SEPARATELY) IS NECESSARY FOR ALL TWO-PLAYER GAMES.

ALL CONFIGURATION SETTINGS SHOWN BELOW ARE DEFAULT. THE CONTROL SETTINGS CAN BE RECONFIGURED VIA THE OPTIONS MENU ( SEE PAGE 7 ).

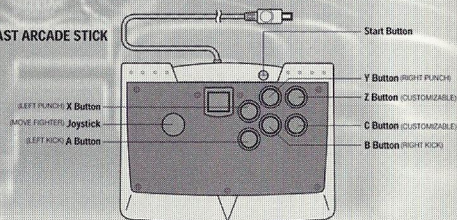
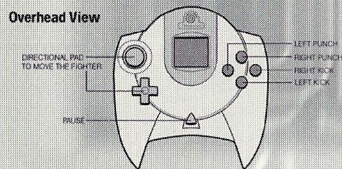
WHEN TURNING ON YOUR CONSOLE DO NOT PRESS THE ANALOG STICK OR THE L AND R TRIGGERS. DOING SO MAY PREVENT PROPER CALIBRATION AND RESULT IN IMPROPER FUNCTIONING OF THE CONTROLLER.

SEGA DREAMCAST CONTROLLER AND SEGA DREAMCAST ARCADE STICK

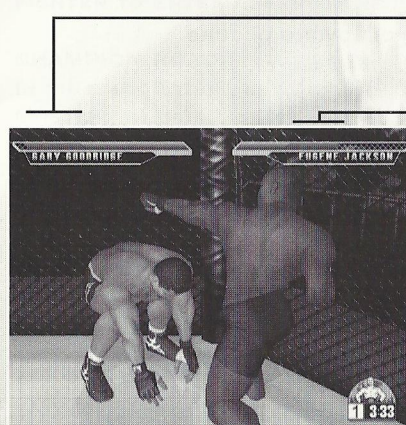
SEGA DREAMCAST CONTROLLER

SEGA DREAMCAST ARCADE STICK

Overhead View



## GETTING STARTED



**LIFE (RED):** THIS INDICATES HOW MUCH OF YOUR STAMINA CAN BE REGENERATED WHEN RESTING.

**STAMINA (BLUE):** THIS IS AFFECTED BY EITHER TAKING A HIT OR PERFORMING OFFENSIVE MOVES. AS THIS BAR IS DEPLETED, YOUR CHARACTER BECOMES TIRED. THE RESULT IS YOUR MOVES BECOME LESS EFFECTIVE AND YOU ARE MORE SUSCEPTIBLE TO A KNOCKOUT.

**PAUSE MENU:** ACCESS THIS MENU BY PRESSING THE START BUTTON DURING GAME PLAY. THE MENU ITEMS MAY BE DIFFERENT DEPENDING ON WHAT GAME MODE YOU PLAY.

**TIME:** EACH ROUND ENDS WHEN THE COUNTER REACHES 0. EACH FIGHT CONSISTS OF 3 ROUNDS WITH 5 MINUTES PER ROUND. THE PLAYER WITH THE MOST HEALTH AFTER 3 ROUNDS WINS. ROUND LENGTH CAN BE ALTERED IN THE OPTIONS MENU.



# RULES



## WINNING

VICTORY IS YOURS WHEN ONE OF THE FOLLOWING OCCURS.

**KNOCKOUT / KO :** OPPONENT'S LIFE BAR IS EMPTY.

**SUBMISSION:** THIS IS A MOVE THAT FORCES YOUR OPPONENT TO TAP OUT.

**TIME UP:** WHEN TIME EXPIRES, THE JUDGES WILL DECIDE THE WINNER BASED ON THE FIGHTER THAT SCORED THE MOST POINTS DURING THE MATCH.

**DOUBLE KNOCKOUT:** THIS IS WHEN YOUR FIGHTER AND YOUR OPPONENT LOSE ALL LIFE FROM THE LIFE BAR SIMULTANEOUSLY. THE RESULT IS A DOUBLE KNOCKOUT, WHICH WILL COUNT AS A DRAW.

## DRAW

IN UFC MODE AND IN CHAMPION ROAD, A DRAW WILL COUNT AS A LOSS UNLESS YOU ARE IN THE FINAL BOUT OF CHAMPIONSHIP ROAD.

## TITLE SCREEN

PRESS THE START BUTTON DURING THE TITLE SCREEN TO DISPLAY THE MODE SELECTION MENU. SELECT A MODE BY PRESSING THE UP/DOWN ON THE D BUTTON AND PRESS EITHER THE START BUTTON OR THE A BUTTON TO CONFIRM YOUR SELECTION.

## UFC MODE

THIS MODE ALLOWS YOU TO QUICKLY JUMP INTO A TOURNAMENT FOR THE SILVER BELT. YOU CAN CHOOSE FROM 22 REAL LIFE UFC FIGHTERS AND BATTLE IT OUT AGAINST THE COMPUTER. EARN A SILVER BELT WITH YOUR FIGHTER TO ENTER HIM INTO THE "CHAMPION ROAD".

## CHAMPION ROAD

IN THIS MODE YOU MUST DEFEND THE SILVER BELT AGAINST 12 CHALLENGERS IN ORDER TO EARN THE GOLD BELT. IF YOU LOSE ONCE, YOU MUST START OVER. THIS MODE CAN ONLY BE PLAYED WITH FIGHTERS THAT HAVE EARNED A SILVER BELT IN UFC MODE.

## CAREER MODE

THIS MODE ALLOWS YOU TO CREATE YOUR OWN FIGHTER. YOU CAN ALTER NOT ONLY THE WAY HE LOOKS, BUT ALSO CHOOSE FROM MANY DIFFERENT FIGHTING STYLES TO CREATE A TOTALLY UNIQUE CHARACTER. EXTRA FIGHTING STYLES AND BODY TYPES CAN BE UNLOCKED BY EARNING SILVER BELTS IN UFC MODE. YOU WILL GAIN POINTS DURING EACH FIGHT BASED ON HOW WELL YOU FIGHT. YOU CAN THEN ALLOCATE YOUR POINTS TO IMPROVE AND ENHANCE YOUR FIGHTER'S ATTRIBUTES AND FIGHTING MOVES.

## TOURNAMENT

PLAY A TOURNAMENT WITH UP TO EIGHT PLAYERS.



### EXHIBITION MODE

ALLOWS YOU TO START A TWO-PLAYER GAME QUICKLY AND LETS YOU CHOOSE FROM THE 22 REAL CHARACTERS OR YOUR OWN CHARACTER FROM THE CREATE FIGHTER MODE.

### TRAINING

THIS MODE ALLOWS YOU TO LEARN THE BASIC GAME SYSTEM AND REFINE YOUR FIGHTING SKILLS. FIRST SELECT YOUR FIGHTER AND THEN THE FIGHTER YOU WOULD LIKE TO TRAIN AGAINST. ALL COMMANDS THAT YOU INPUT WILL BE DISPLAYED ON THE SCREEN FOR YOUR REFERENCE. THE DAMAGE INFLECTED ON YOUR OPPONENT WILL ALSO BE DISPLAYED ON SCREEN.

### OPTIONS MODE

THE OPTIONS MODE ALLOWS YOU TO ADJUST VARIOUS GAME SETTINGS.

### GAME OPTIONS

**DIFFICULTY LEVEL:** SETS THE GAMES DIFFICULTY LEVEL.

**ROUND SYSTEM:** SETS THE NUMBER OF ROUNDS FOR EACH GAME.

**ROUND DURATION:** ALLOWS YOU TO ADJUST THE AMOUNT OF TIME THE ROUNDS WILL LAST DURING THE FIGHT.

**LOCATIONS:** ALLOWS YOU TO CHOOSE WHERE THE FIGHTS TAKE PLACE.

**BLOOD EFFECTS:** SETS HOW MUCH BLOOD APPEARS DURING THE FIGHT.

**KEY CONFIGURATION:** ASSIGNS A KEY CONFIGURATION FOR EACH CONTROLLER.

**SOUND OPTIONS:** ADJUST ALL THE SOUND OPTIONS SUCH AS MUSIC, SOUND EFFECTS, AUDIENCE VOLUME, STEREO OR MONAURAL, AS WELL AS TEST THE SOUND SETTINGS.

**ADJUST DISPLAY:** ADJUST THE LOCATIONS OF YOUR SCREEN.

**SAVE AND LOAD:** SAVE OR LOAD A FILE. YOU CAN ALSO SET AUTOSAVE ON OR OFF.

**EXIT:** EXITS THE GAME OPTIONS MENU.

## CONTROLS



**GAME CONTROLS:** THERE ARE TWO TYPES OF CONTROLS THAT ARE USED DURING THE GAME. THERE IS STANDING, IN WHICH BOTH FIGHTERS ARE ON THEIR FEET, AND THERE ARE GROUND CONTROLS IN WHICH BOTH FIGHTERS ARE FIGHTING ON THE MAT.

**DEFAULT CONTROLS:**

- X - LEFT PUNCH
- Y - RIGHT PUNCH
- A - LEFT KICK
- B - RIGHT KICK




PRESSING START AT ANY TIME DURING GAMEPLAY WILL BRING UP A MENU FROM WHICH THE MOVES LIST WILL BE AVAILABLE. EACH FIGHTER HAS HIS OWN UNIQUE MOVES LIST SO BE SURE TO CHECK THIS FOR EACH ONE.

MOVE D BUTTON AND/OR ANALOG THUMB PAD IN CIRCULAR MOTION TO CHANGE POSITION OR TO GET UP AND GO BACK TO THE STANDING FIGHTING POSITION.

**TIP:** MANY MOVES ARE PERFORMED BY TWO BUTTON COMBOS. FOR INSTANCE, ALL FIGHTERS CAN GRAPPLE ANOTHER FIGHTER BY PRESSING THE X AND A BUTTONS TOGETHER.

**GUARDING AGAINST ATTACKS:** PRESSING BACK IN THE OPPOSITE DIRECTION THE CHARACTER IS FACING WILL GUARD AGAINST YOUR OPPONENTS ATTACKS.



## FIGHTER PROFILES



### MIKEY BURNETT

NICKNAME: THE EASTSIDE ASSASSIN

AGE: 27

DOB: 4/12/73


HEIGHT: 5' 6"

WEIGHT: 169 LBS

DISCIPLINE: SUBMISSION FIGHTING

FIGHTING OUT OF: TULSA,

OKLAHOMA



### MARK COLEMAN

NICKNAME: THE HAMMER

AGE: 35

DOB: 12/20/64


HEIGHT: 6' 1"

WEIGHT: 240 LBS

DISCIPLINE: FREESTYLE WRESTLING

FIGHTING OUT OF: COLUMBUS,

OHIO





**GARY GOODRIDGE**

NICKNAME: **BIG DADDY**

AGE: 34

DOB: 1/17/66


HEIGHT: 6' 2"

WEIGHT: 247 LBS

DISCIPLINE: FREESTYLE

FIGHTING OUT OF: BARRIE

ONTARIO, CANADA



**KEVIN RANDLEMAN**

NICKNAME: **THE MONSTER**

AGE: 29

DOB: 8/10/71

HEIGHT: 5' 10"

WEIGHT: 212 LBS

DISCIPLINE: WRESTLING

FIGHTING OUT OF: COLUMBUS,

OHIO



**EUGENE JACKSON**

NICKNAME: **THE WOLF**

AGE: 33

DOB: 9/23/66

HEIGHT: 5' 8"

WEIGHT: 195 LBS

DISCIPLINE: FREESTYLE

FIGHTING OUT OF: EAST PALO ALTO,

CALIFORNIA



**MATT HUGHES**

AGE: 26

DOB: 10/13/73


HEIGHT: 5' 9"

WEIGHT: 169 LBS

DISCIPLINE: WRESTLING

FIGHTING OUT OF: CHARLESTON,

ILLINOIS





**TSUYOSHI KOSAKA**

NICKNAME: T.K.

AGE: 30


DOB: 3/06/70

HEIGHT: 5' 11"

WEIGHT: 225 LBS

DISCIPLINE: SUBMISSION FIGHTING

FIGHTING OUT OF: SEATTLE,  
WASHINGTON



**TIM LAJCIK**

NICKNAME: THE BOHEMIAN

AGE: 35

DOB: 6/21/65

HEIGHT: 6' 1"

WEIGHT: 220 LBS

DISCIPLINE: WRESTLING/BOXING

FIGHTING OUT OF: REDWOOD CITY,  
CALIFORNIA



**CHUCK LIDDELL**

NICKNAME: ICEMAN

AGE: 30


DOB: 12/17/69

HEIGHT: 6' 2"

WEIGHT: 199 LBS

DISCIPLINE: KICKBOXING

FIGHTING OUT OF: SAN LUIS OBISPO,  
CALIFORNIA



**GUY MEZGER**

AGE: 32


DOB: 1/01/68

HEIGHT: 6' 1"

WEIGHT: 199 LBS

DISCIPLINE: SUBMISSION FIGHTING

FIGHTING OUT OF: HOUSTON,  
TEXAS





**TITO ORTIZ**

**NICKNAME: THE HUNTINGTON  
BEACH BAD BOY**

**AGE: 25**


**DOB: 1/23/75**

**HEIGHT: 6' 2"**

**WEIGHT: 199 LBS**

**DISCIPLINE: SUBMISSION FIGHTING**

**FIGHTING OUT OF: HUNTINGTON BEACH,  
CALIFORNIA**



**PAT MILETICH**

**NICKNAME: THE CROATIAN  
SENSATION**

**AGE: 32**

**DOB: 3/09/68**

**HEIGHT: 5' 10"**

**WEIGHT: 169 LBS**

**DISCIPLINE: FREESTYLE JIU-JITSU**

**FIGHTING OUT OF: BETTENDORF,  
IOWA**



**MARCO RUAS**

**NICKNAME: KING OF THE  
STREETS**

**AGE: 39**

**DOB: 1/23/61**

**HEIGHT: 6' 1"**

**WEIGHT: 220 LBS**

**DISCIPLINE: RUAS VALE TUDO**

**FIGHTING OUT OF: RIO DE JANEIRO,  
BRAZIL**



**JEREMY HORN**

**AGE: 25**


**DOB: 8/25/75**

**HEIGHT: 6' 1"**

**WEIGHT: 220 LBS**

**DISCIPLINE: FREESTYLE JIU-JITSU**

**FIGHTING OUT OF: MOLINE,  
ILLINOIS**





**RON WATERMAN**

NICKNAME: **H2O MAN**

AGE: 34


DOB: 11/23/65

HEIGHT: 6' 2"

WEIGHT: 260 LBS

DISCIPLINE: WRESTLING/  
FIGHTING

FIGHTING OUT OF: BROOMFIELD,  
COLORADO



**PETE WILLIAMS**

NICKNAME: **EL DURO**

AGE: 25


DOB: 7/10/75

HEIGHT: 6' 3"

WEIGHT: 235 LBS

DISCIPLINE: SUBMISSION FIGHTING

FIGHTING OUT OF: DALLAS,  
TEXAS



**FRANK SHAMROCK**

AGE: 27


DOB: 12/08/72

HEIGHT: 5' 10"

WEIGHT: 192 LBS

DISCIPLINE: SUBMISSION FIGHTING

FIGHTING OUT OF: SAN JOSE,  
CALIFORNIA



**ANDRE ROBERTS**

NICKNAME: **THE CHIEF**

AGE: 35


DOB: 2/24/65

HEIGHT: 6' 2"

WEIGHT: 345 LBS

DISCIPLINE: WRESTLING/BOXING

FIGHTING OUT OF: TAMA,  
IOWA





**MAURICE SMITH**

NICKNAME: **MO**

AGE: 38


DOB: 12/13/61

HEIGHT: 6' 2"

WEIGHT: 217 LBS

DISCIPLINE: KICKBOXING/  
GRAPPLING

FIGHTING OUT OF: SEATTLE,  
WASHINGTON



**EVAN TANNER**

AGE: 26


DOB: 4/12/73

HEIGHT: 5' 6"

WEIGHT: 169 LBS

DISCIPLINE: SUBMISSION  
FIGHTING

FIGHTING OUT OF: TULSA,  
OKLAHOMA



**BAS RUTTEN**

NICKNAME: **THE ROCK**



AGE: 35

DOB: 2/24/65

HEIGHT: 6' 1"

WEIGHT: 215 LBS

DISCIPLINE: SUBMISSION FIGHTING  
FIGHTING OUT OF: LOS ANGELES,  
CALIFORNIA



**PEDRO RIZZO**


AGE: 26

DOB: 5/03/74

HEIGHT: 6' 1"

WEIGHT: 228 LBS

DISCIPLINE: RUAS VALE TUDO  
FIGHTING OUT OF: RIO DE JANERO,  
BRAZIL





# CREDITS



## DEVELOPED BY ANCHOR

### EXECUTIVE PRODUCER

MANAMI KURODA

### LINE PRODUCER

KOUICHI ONOGUCHI

### GAME DIRECTOR

MASAHIRO ONOGUCHI

### MAIN PROGRAMMER

TOSHIKAZU HAYASHI

### PROGRAMMERS

HITOSHI TAKAYAMA

JUNICHI HAYASAKA

### ASSISTANT PROGRAMMER

AKIKO SASHIDA

### MAIN MODELING DESIGNER

TETSUAKI MORISHITA

### MODELING DESIGNERS

TOSHIKAZU ITONAGA

KOUICHI WASEDA

### ASSISTANT MODELING DESIGNER

KOUICHI SAKUMA

### MAIN MOTION DESIGNER

MASAHIRO ONOGUCHI

### MOTION DESIGNERS

KIYOSHI KUNIMORI

YOSHIKAZU SUMIOKA

ALLISA TAKAYA

### MOVIE DESIGNER

HIROMI MIYA

### INTERFACE DESIGNERS

MASARU ISIURA ( TGB DESIGN )

HIDEAKI KOMIYAMA ( TGB DESIGN )

### 2D DESIGNERS

ATSUHIRO GUNJI

### PLANNERS

HIROSHI INUKAI

TAKURO SEINO

### COM DESIGNER

KENTAROU ARAI

### SE & SOUND DIRECTOR

HIROSHI INUKAI

### MUSIC DESIGNERS

SHUNSUKE SUZUKI

HARUHIKO KAWAKAMI

KEIICHI NISHIMOTO

KIYOSHI YOSHIKAWA

### ADX OPERATOR

YOSHIHIRO SATO

### AUDIENCE VOICE ACTORS

WARWICK

SAGE KAMEYAMA

ADAM SMITH LIEBERFARB

DR. SACHIKO TAKAYA

### SPECIAL AUDIENCE GUEST

FUMI KOUSAKA

### NETWORK ADMINISTRATOR

MAKOTO MORISHITA

### TESTERS

HIRONORI IKEDA

RYO SAITO

YOUICHI FUKAZAWA

MASAKAZU MURAOKA

### SPECIAL THANKS

MOTOYOSHI TAI

RINA KIKUCHI

FUMIHIKO MURAOKA

## CAST

### OCTAGON ANNOUNCER

BRUCE BUFFER

### OCTAGON REFEREE

JOHN MCCARTHY

### FIGHTERS

ANDRE ROBERTS

BAS RUTTEN

CHUCK LIDDELL

EUGENE JACKSON

EVAN TANNER

FRANK SHAMROCK

GARY GOODRIDGE

GUY METZGER

JEREMY HORN

KEVIN RANDLEMAN

MARCO RUAS

MARK COLEMAN

MATT HUGHES

MAURICE SMITH

MICHAEL BURNETT

PAT MILETICH

PEDRO RIZZO

PETE WILLIAMS

RON WATERMAN

TIM LAJCIK

TITO ORTIZ

TSUYOSHI KOSAKA

### OCTAGON CARD GIRL

MAREN COONEY

## CRAVE ENTERTAINMENT

### EXECUTIVE PRODUCER

MIKE ARKIN

### PRODUCER

JEFF BARNHART

### ASSOCIATE PRODUCER

MIKE GIVENS

### LEAD TESTER

JEFF NACHBAUR

### TESTERS

JAMES ALTENBURG

BJ BIGLEY

JOHN BLOODWORTH III

JUDY BRITTON

DANIEL ECHEVERRIA

TOD HOSTETLER

JOHN KELLOGG

SOLOMON KUPU

ADRIAN LEWANDOWSKI

JEFF MCLEAN

RICHARD ROBLEDO

RON TALAY

KAZUO TANAKA

BRIAN WILSON

ERIC " JETSON " PFOUTZ

JAMIE SAXON

### SENIOR PRODUCT MARKETING MANAGER

CRAIG OWENS

### SENIOR MARKETING SERVICES MANAGER

SHERI FURUMI

### CREATIVE SERVICES MANAGER

RYAN VILLIERS-FURZE

### CREATIVE ASSISTANT

ETHAN MALYKONT

### PUBLICISTS

ALEX SKILLMAN

ROB FLEISCHER

### OPENING MOVIE

REALITY CHECK

### MUSIC SUPERVISOR

LOUIS GILLMAN

"CRUSH 'EM," PERFORMED BY  
MEGADETH COURTESY OF CAPITOL  
RECORDS, UNDER LICENSE FROM EMI-  
CAPITOL MUSIC SPECIAL MARKETS.



## CREDITS CONTINUED



### "CRUSH 'EM"

WRITTEN BY COMPOSED BY DAVE MUSTAINE, BUD PRAGER AND MARTY FRIEDMAN © 1999 EMI BLACKWOOD MUSIC, INC./MUSTAINE MUSIC/WINDFALL MUSIC/ADAM MARTIN MUSIC (BMI) ALL RIGHTS CONTROLLED AND ADMINISTERED BY SCREEN GEMS-EMI MUSIC INC. ALL RIGHTS RESERVED. INTERNATIONAL COPYRIGHT SECURED. USED BY PERMISSION.

### TAPOUT

FOR MORE INFORMATION VISIT [WWW.INYAFACE.COM](http://WWW.INYAFACE.COM)

### FULL CONTACT FIGHTER

FOR MORE INFORMATION VISIT [WWW.FCFIGHTER.COM](http://WWW.FCFIGHTER.COM)

### SPECIAL THANKS

NIMA TAGHAVI  
HOLLY NEWMAN  
MARK BURKE  
SHINJI KATSUKAWA  
BRUCE BUFFER  
JOHN MCCARTHY  
CHARLES LEWIS  
JOEL GOLD  
DARYL PITTS  
KYOKO MAKINO  
CHRIS SCAGLIONE

ALL THE FIGHTERS AND MANAGERS FOR THEIR HELP AND CONTINUED SUPPORT FOR THE GAME.



### SEG SPORTS CORP. STAFF

#### PRESIDENT AND CEO

ROBERT B. MEYROWITZ

MARIA ECHEVARRIA, EXECUTIVE ASSISTANT

CAROL KLEFNER, PUBLIC RELATIONS

L. STEPHEN LOEB, CONTROLLER

MELISSA RICCI, RECEPTIONIST

JHESSIKA RIVERA, ADMIN. ASSISTANT

PAULA ROMERO, DIRECTOR OF AFFILIATE RELATIONS AND PROMOTIONS

EXECUTIVE IN CHARGE OF PRODUCTION

JAMES WERME

## CREDITS CONTINUED



SPECIAL THANKS AND ACKNOWLEDGMENT TO:

### MARK BURKE, CRAVE

ADAM BIALOW ESQ., JEFF BLATNICK, BRUCE BUFFER, MIKE GOLDBERG, DR. RICHARD ISTRICO, JOHN MC CARTHY, JOHN PERRETTI, JOE SILVA, LEON TABBS, GREGORY LANZ AND JAY LITRELL FROM SEGA OF AMERICA DREAMCAST, THIRD PARTY RELATIONS

ALL OF THE FANS, MANAGERS, FIGHTERS AND SUPPORTERS FOR THEIR CONTINUED SUPPORT OF MIXED MARTIAL ARTS AND THE ULTIMATE FIGHTING CHAMPIONSHIP

FOR FURTHER INFORMATION ON THE ULTIMATE FIGHTING CHAMPIONSHIP & DETAILS ABOUT OUR NEXT LIVE EVENT, GO TO [WWW.SEG.COM](http://WWW.SEG.COM)

## GAME TIPS



1. If you take substantial damage from a hit or a volley of hits, you should play more on the defensive side or even back up away from your opponent to give your stamina bar time to recharge. This allows you to not receive another substantial hit that could potentially knock you out.
2. Try not to open yourself to attacks by throwing hit and kicks that you know are not going to hit or just trying to get a couple extra hits in.



3. When you are training a fighter try to make him well rounded in the different types of fighting, such as standing strikes or ground maneuvers. If your character is well rounded, he will have a greater ability to defend himself when he is standing or on the ground.

4. When fighting on the ground, never get into a position where your back is exposed. This is the most dangerous position to be in because it allows your enemy to inflict substantial amounts of damage to you.

5. Wait for your opponent to throw a punch or a kick, dodge the attack then quickly strike him while he is recovering from the attack.

6. If your opponent has you trapped in the corner and is trying to beat you into submission, try to counter the attack and take him to the ground. This will put you at the advantage and allow you to gather your thoughts for a new strategy.

7. Watch you opponent carefully and learn the pattern of their attack. This will help you find the weak point in there technique and overcome their attacks.

8. When you are on the ground and trying to strike your opponent, try to vary your punches to confuse your opponent, making it harder for him to counter your strikes and move into a more dominate position.

9. If your opponent shoots at you and tries to take you down to the mat, try to counter the shoot with a knee to the face or step to the side.

10. Try to hit your opponent with varying attacks. Switching between punches and kicks will confuse your opponent making it harder for them to grab your punches and kicks and forcing you to the ground.

# Megadeth

*NEW ALBUM  
COMING FALL 2000!*

[WWW.MEGADETH.COM](http://WWW.MEGADETH.COM) [HOLLYWOODANDVINE.COM](http://HOLLYWOODANDVINE.COM)






**MENTION GAME AND GET A  
FREE STICKER!**

call for  
your free  
poster/  
catalog

# TAPOUT

**WE DON'T PLAY WELL WITH OTHERS**


**inface.com 888 - TAPOUT4**



Want to learn more about the  
premier mixed martial arts  
event in the WORLD known as  
the Ultimate Fighting  
Championship™?

Visit [www.seg.com](http://www.seg.com)

and learn more about the UFC  
and the fighters who bravely  
step foot into the Ultimate  
Proving Ground... the Octagon.





# NOTES PAGE



## Customer Support

You may need only simple instructions to correct a problem with your product. Call the Customer Service Line at 970-392-7022 24 hours a day, 7 days a week.

If you are looking for Hints & Tips for any Crave Entertainment product, please call:

US - 900-903-4468 \$0.95 U.S. dollar per minute  
Canada - 900-677-4468 \$1.50 Canadian dollar per minute

Must be 18 years or have parent's permission. Touch tone phone required.

## Warranty and Service Information

**Crave Entertainment, Inc.** warrants to the original purchaser of this **Crave Entertainment, Inc.** Software product that the medium on which this computer program is recorded is free from defects in material and workmanship for a period of ninety (90) days from the date of purchase. The **Crave Entertainment, Inc.** software program is sold "AS IS" and without any expressed or implied losses or damages of any kind resulting from use of this program.

If the **Crave Entertainment, Inc.** software product fails to comply with this limited warranty, **Crave Entertainment, Inc.** agrees to either repair or replace, at its option, free of charge, the noncomplying **Crave Entertainment, Inc.** software product provided it is return by the original purchaser, postage paid, with proof of purchase to **Crave Entertainment, Inc.**'s Factory Service Center.

When returning the program for warranty replacement please send the original product disc(s) or cartridge only in protective packaging and include: (1) a photocopy of your dated sales receipt; (2) your name and return address typed or clearly printed; (3) a brief note describing the defect, the problem(s) you are encountered and the system on which you are running the program; (4) if you are returning the program after the 90-day warranty period, but within one year after the date of purchase, please include check or money order for \$15 U.S. currency per CD or \$30 U.S. currency per Cartridge replacements. Note: Certified mail recommended.

### In the U.S. send to:

Warranty Replacements  
Crave Entertainment, Inc.  
19645 Rancho Way  
Rancho Dominguez, CA 90220

This warranty shall not be applicable and shall be void if the defect in the **Crave Entertainment, Inc.** software product has arisen through abuse, unreasonable use, mistreatment, neglect or reasonable wear and tear. IN THIS WARRANTY IS OBLIGATION IN LIEU OF ALL OTHER WARRANTIES AND NO OTHER REPRESENTATIONS OR CLAIMS OF ANY NATURE SHALL BE BINDING ON OR OBLIGATE **Crave Entertainment, Inc.** ANY IMPLIED WARRANTIES APPLICABLE TO THIS SOFTWARE PRODUCT, INCLUDING WARRANTIES OF MERCHANTABILITY AND FITNESS FOR A PARTICIPATING PURPOSE, ARE LIMITED TO THE NINETY (90) DAY PERIOD DESCRIBED ABOVE. IN NO EVENT WILL **Crave Entertainment, Inc.** BE LIABLE FOR ANY DIRECT, SPECIAL, INCIDENTAL OR CONSEQUENTIAL DAMAGES RESULTING FROM POSSESSION, USE OR MALFUNCTION OF THE **Crave Entertainment, Inc.** SOFTWARE PRODUCT.

Some states do not allow limitations as to how long an implied warranty lasts and/or exclusions of liability may not apply to you. This limited warranty gives you specific legal rights and you may also have other rights, which vary, from state to state.

### ESRB RATING

This product has been rated by the Entertainment Software Rating Board. For information about the ESRB rating, or to comment about the appropriateness of the rating, please contact the ESRB at 1-800-771-3772.

Sega, Dreamcast and the Dreamcast logo are either registered trademarks or trademarks of Sega Enterprises, LTD.

