

RAMBO™*

FIRST BLOOD™* PART II

You'll have to use the most advanced guerrilla warfare tactics to rescue the captives from well-guarded concentration camps.

™* Trademark of Carolco International N.V.
Stephen J. Cannell Productions,
Licensing Agent

© 1985 Carolco International N.V.
All Rights Reserved.



SEGA®



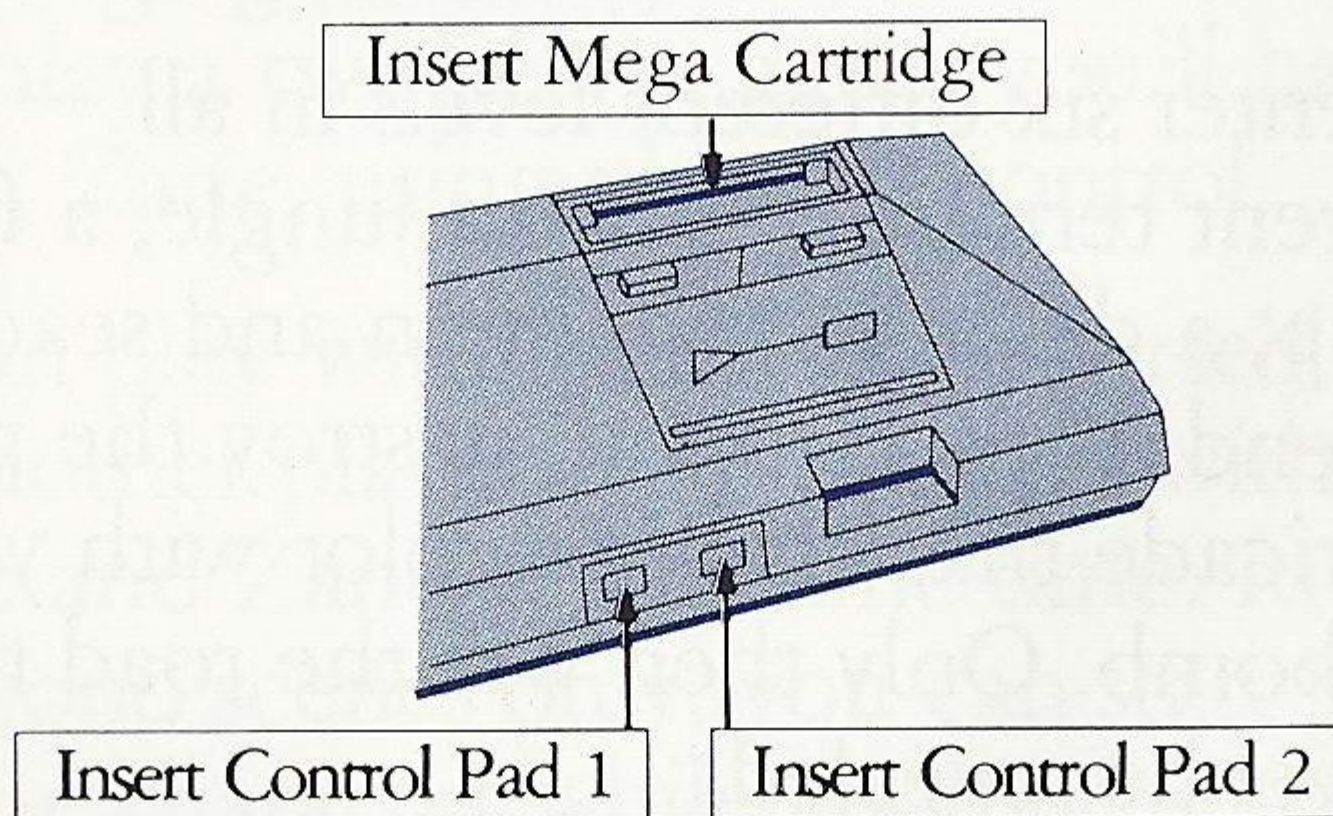
Loading Instructions: Starting Up

1. Make sure the power switch is OFF.
2. Insert the RAMBO™ CARTRIDGE as described in your SEGA SYSTEM™ manual.
3. Turn the power switch ON. If nothing appears on screen, recheck insertion.

IMPORTANT: Always make sure the power base is turned OFF when inserting or removing your Sega Card/Cartridge.

For 1 player : Push the START BUTTON on player 1's controller.

For 2 players : Push the START BUTTON on Player 2's controller.



What's Happening

You're deep in enemy territory. But you've got to penetrate it further and get through to the concentration camps. It's the only way you'll save your fellow countrymen from certain death.

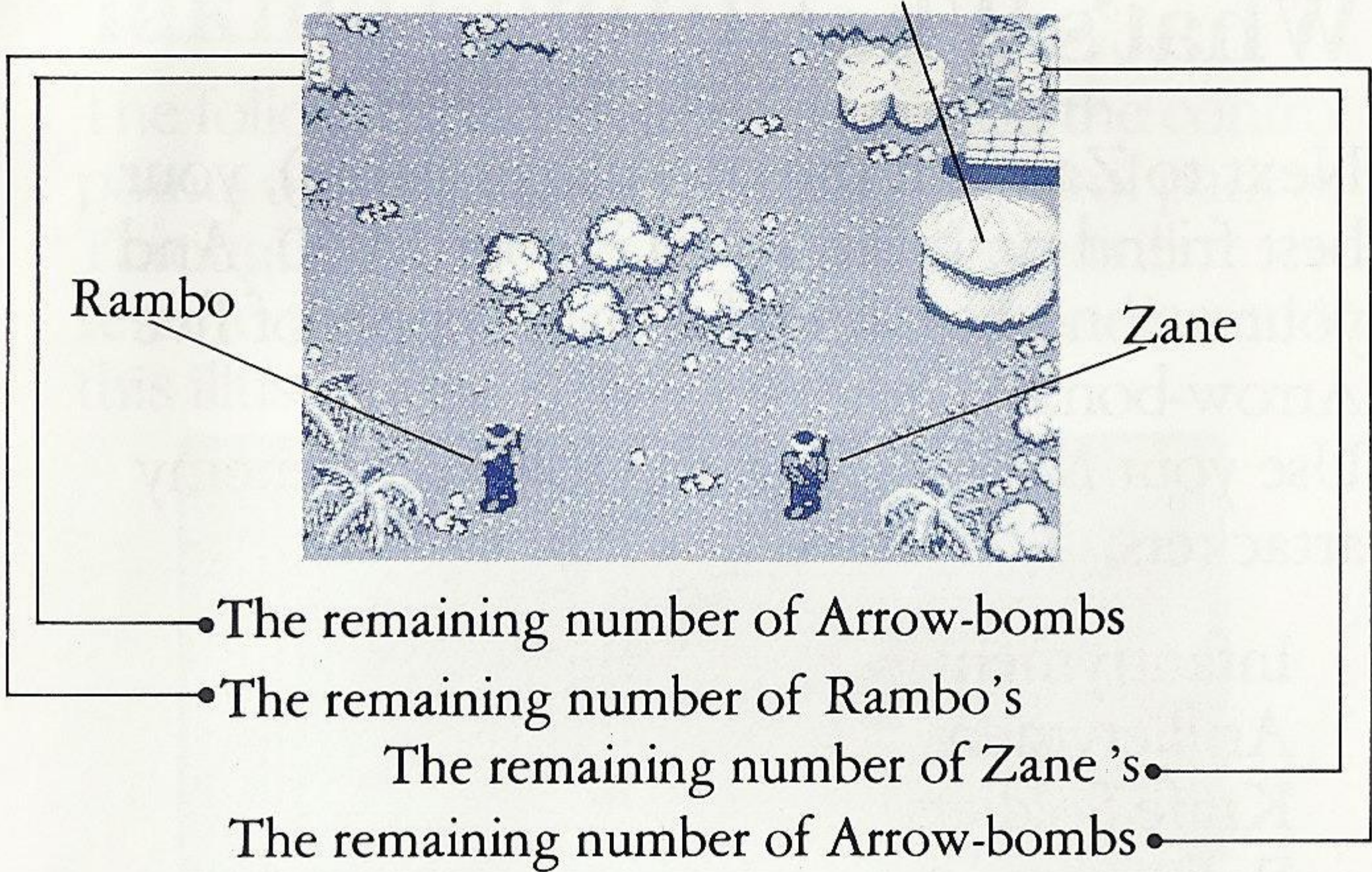
Along the way, you must battle infantrymen, artillerymen, knife soldiers, snipers, flame throwers, rocket launchers and more.

All of whom would much rather see you dead than alive.

You're equipped with an M-60 and a five-hit supply of Arrow-bombs. Beyond that, all you have is your savage strength and steel nerves.

You'll enter six different levels in all — each in different terrain. There's a jungle, a forest, a swamp, a desert, a mountain and seacoast. At the end of each round, destroy the part of the barricade that changes color with your Arrow-bomb. Only then will the road to the next level be revealed.

Concentration Camp



Who's Who

You're Rambo. The one in the green camouflage gear using player 1 control. And if you play a two player game you'll have a partner, Zane, using player 2 control.

You can play with Rambo by yourself or, with another player, you can play with both Rambo and Zane at the same time. In the first and second scenes only, you can start play with one character while another player is playing with the other character.

Alone, or together, you'll fend off and destroy the enemy. Who is everyone else.

What's What

Next to Zane (in the two-player game), your best friend on this mission is your M-60. And your second best friend is your supply of five Arrow-bombs.

Use your M-60 against the following enemy attackers:

- Infantrymen
- Artillerymen
- Knife Soldiers
- Policemen
- Bazooka Soldiers
- Riflemen
- Snipers
- Flame Throwers
- Rocket Launchers

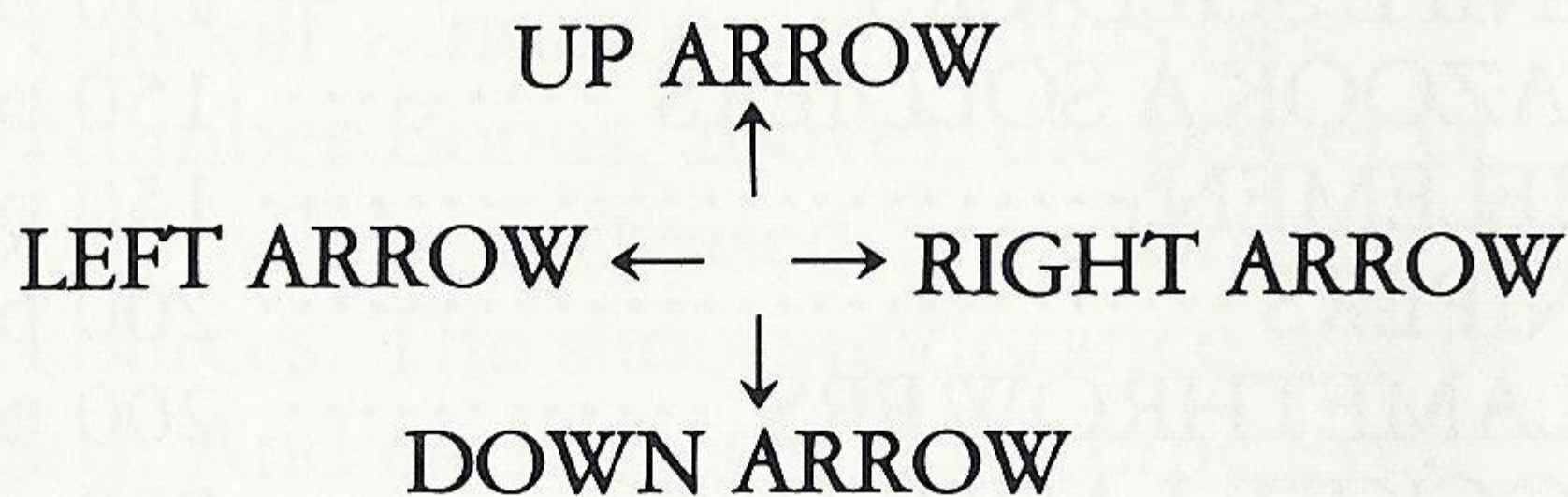
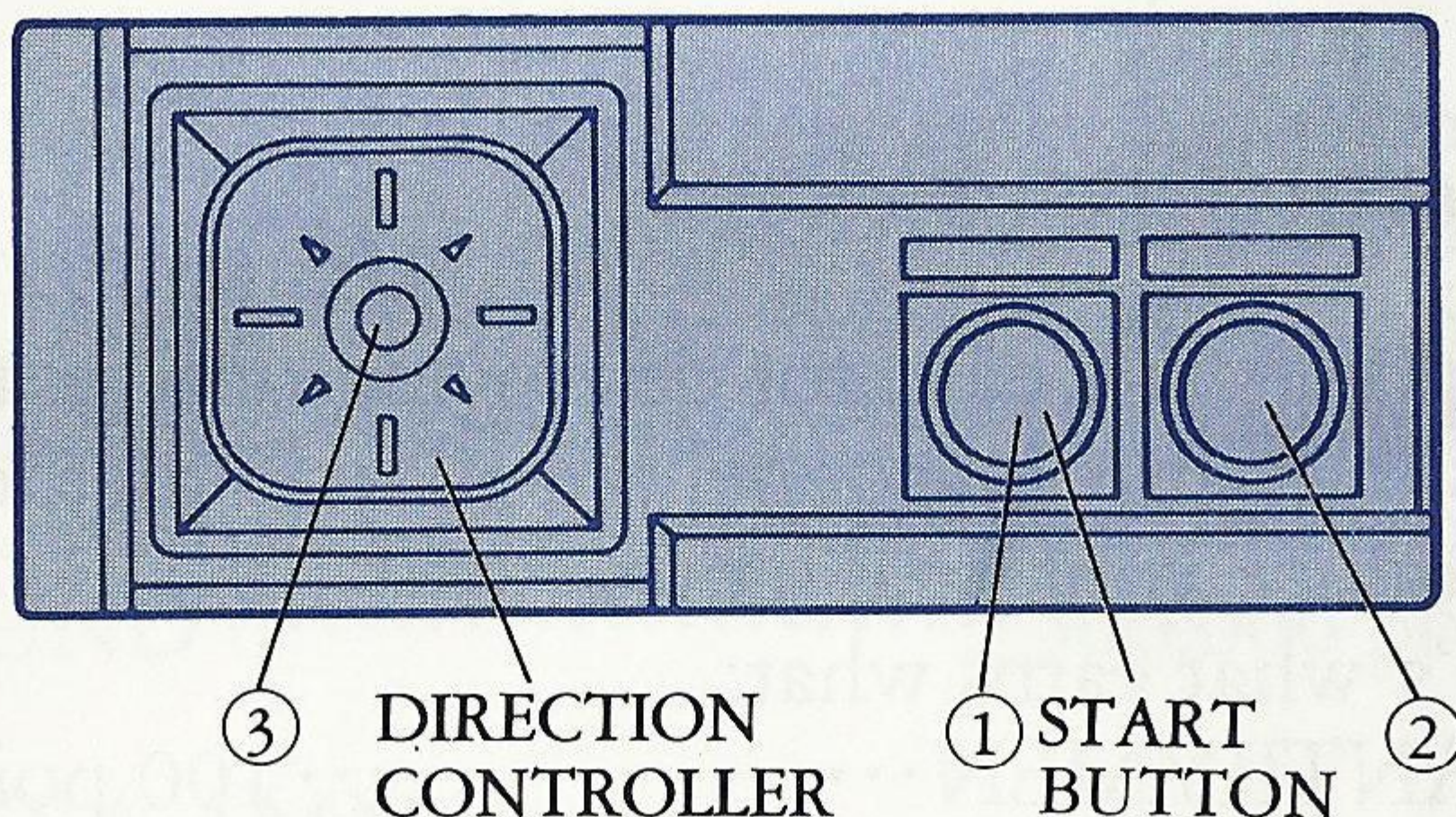
Use one Arrow-bomb against these attackers:
Highway Patrolmen

Use one Arrow-bomb to destroy:
A Concentration Camp (Rounds 1 through 4 only)

Use two Arrow-bombs against this attacker:
Tanks

Taking Control

The following illustration shows you the control points on your SEGA SYSTEM™ control pad. Throughout this instruction book we will refer to these controls by the names indicated in this illustration.



TO MOVE Rambo (or Zane) push the ARROWS in the desired direction.

TO FIRE the M-60 push BUTTON 1

TO FIRE Arrow-bombs . . . push BUTTON 2

Oops. Try Again

At the beginning of each game you get three lives. When you lose all of them, the game is over.

You receive an additional life every time you clear a round.

Know The Score

The points you earn for destroying different types of enemy personnel are added together to produce your final score.

Here's what earns what:

INFANTRYMEN	100 points
ARTILLERYMEN	150 points
KNIFE SOLDIERS	150 points
BAZOOKA SOLDIERS	150 points
RIFLEMEN	150 points
SNIPERS	200 points
FLAMETHROWERS	200 points
ROCKET LAUNCHERS	200 points
POLICEMEN	100 points
HIGHWAY PATROLMEN	500 points
TANKS	1,000 points
DESTROYING A CONCENTRATION CAMP	...	1,000 points

SECRET NUMBER BONUS

When you kill \times number of soldiers (you won't know the secret number until it happens), you'll receive 500 extra points.

Bonus points per round

ROUND 1	5,000 points
ROUND 2	10,000 points
ROUND 3	20,000 points
ROUND 4	50,000 points
ROUND 5	100,000 points
ROUND 6	500,000 points

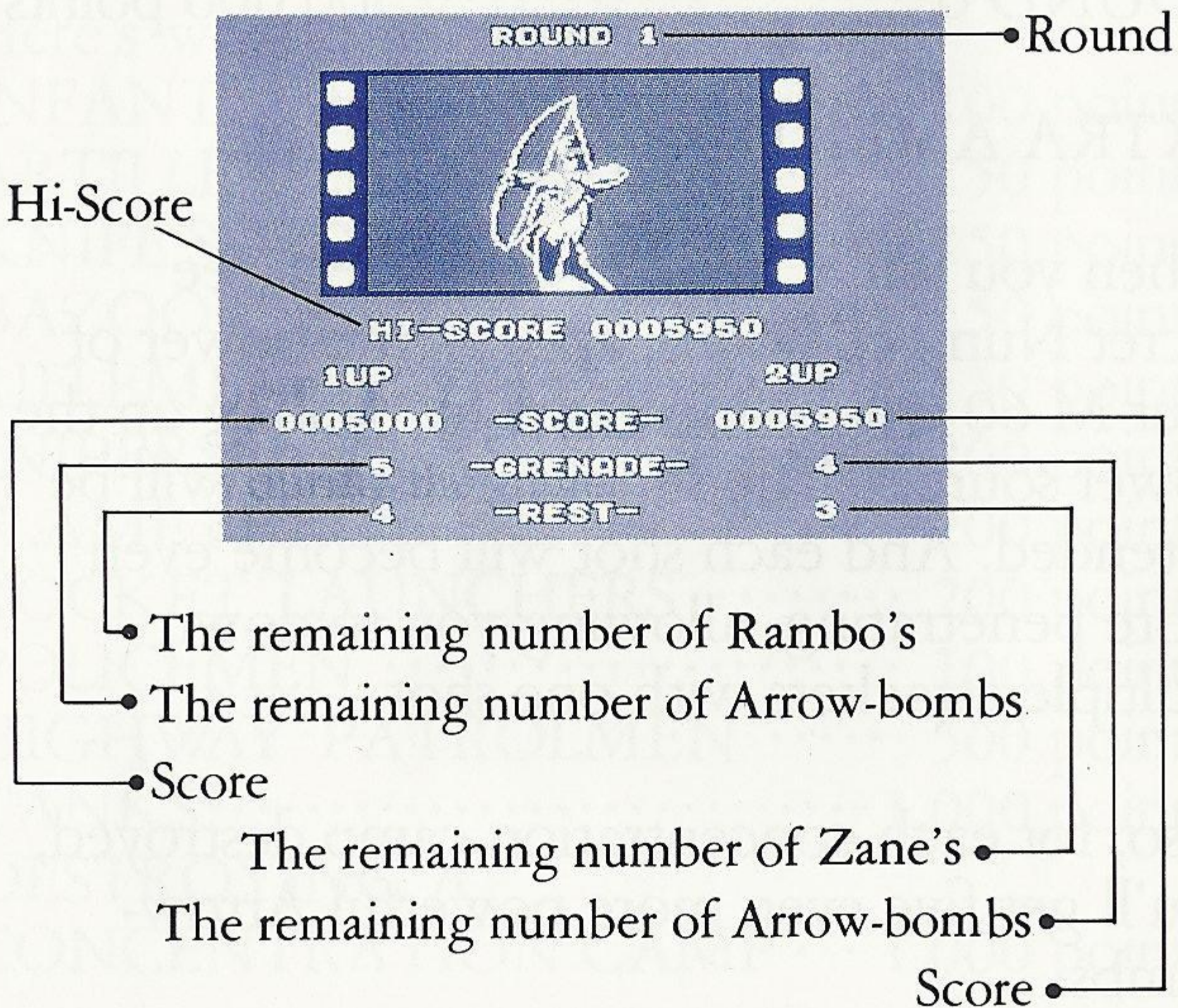
EXTRA AMMO

When you kill \times number of soldiers (see Secret Number Bonus, above), the power of your M-60 will be increased by picking up the power sources. The shooting distance will be extended. And each shot will become even more penetrating, allowing you to down multiple attackers with one shot.

Also, for each concentration camp destroyed, you'll get five even more powerful Arrow-bombs.

Helpful Hints

- Be sure to save at least one of the Arrow-bombs for the end of the round when you'll need to blow up the barricade to release the captives from the concentration camp.
- Try to make every shot count. Don't waste precious ammo shooting at air.
- Destroy as many of the concentration camps as possible to earn extra Arrow-bombs.



Scorebook

Name					
Date					
Score					

Name					
Date					
Score					

Name					
Date					
Score					

Name					
Date					
Score					

Scorebook

Name					
Date					
Score					

Name					
Date					
Score					

Name					
Date					
Score					

Name					
Date					
Score					

Scorebook

Name					
Date					
Score					

Name					
Date					
Score					

Name					
Date					
Score					

Name					
Date					
Score					

Handling The Sega Card™ And The Mega Cartridge™

The SEGA CARD and the MEGA CARTRIDGE are intended exclusively for the SEGA SYSTEM.

— For Proper Usage —

Don't bend, get wet, disfigure or subject to thinners, benzine or violent impact.

Don't expose to direct sunlight or temperature source.

Be especially careful not to stick anything on the SEGA CARD.

When wet, completely dry before using.

When dirty, carefully wipe only with a soft cloth dipped in soapy water.

After use, put it in its CASE.

90-Day Limited Warranty

Sega® Card/Cartridge

To validate the following 90-day limited warranty, your sales slip or proof of purchase should be retained at time of purchase and presented at time of warranty claim.

90-Day Limited Warranty

Sega of America, Inc. warrants to the original consumer purchaser that this Sega Card™/Cartridge™ shall be free from defects in material and workmanship for a period of 90 days from the date of purchase. If defect covered by this warranty occurs during this 90-day warranty period, Sega will repair or replace the defective card/cartridge, at its option, free of charge.

This warranty does not apply if the defects have been caused by negligence, accident, unreasonable use, modification, tampering or any other causes not related to defective materials or workmanship.

To receive fast, reliable service, call the Sega Customer Service Department at the following numbers:

Outside California: 800-USA-SEGA

Inside California: 415-742-9300

Our Customer Service Department is in operation from 9:00 AM to 5:00 PM (Pacific Time), Monday through Friday. *Do not return your Sega Card/Cartridge to your retail seller.*

Sega's service center is located at the following address:

Sega of America, Inc.

Warranty Repair

573 Forbes Blvd.

South San Francisco, CA 94080

Limitations On Warranty

Any applicable implied warranties, including warranties of merchantability and fitness for a particular purpose, are hereby limited to ninety days from the date of purchase and are subject to the conditions set forth herein. In no event shall Sega of America, Inc. be liable for consequential or incidental damages resulting from the breach of any express or implied warranties.

The provisions of this warranty are valid in the United States only. Some states do not allow limitations on how long an implied warranty lasts or exclusion of consequential or incidental damages, so the above limitations of exclusion may not apply to you. This warranty provides you with specific legal rights. You may have other rights which vary from state to state.

Now, there are no limits.[®]

SEGA[®]

SEGA OF AMERICA, INC., 573 Forbes Blvd., South San Francisco, CA 94080, (415) 742-9300
A CSK GROUP COMPANY Printed in Japan © 1986 SEGA OF AMERICA, INC.