

AMSTRAD/SCHNEIDER
464-664-6128

THE GAME

AD 3613

Hyperbowl is the fastest growing participant sport in the Empire. Over the past twenty years the number of playfields springing up has increased dramatically. Mastertronic is proud to bring you the first OFFICIAL Hyperbowl computer simulation! Only ours is officially sanctioned by the National League and contains all the features of this thrilling adversarial sport. Every one of the ten ship classes is represented here and their comparative performances have been faithfully reproduced.

For those unfamiliar with the game (where have you been for the last decade? Asleep?) let's recap the rules of the 'bowl:-

The aim is simply to score more points than your opponent. One point is gained for bouncing the puck off the end of the playfield (goaline) defended by the opposition, called a *line goal*. Two points are scored for driving the puck onto the centrally-placed goal (or register) just in front of his goal-line. The puck can touch this from any direction, even from behind. After a score the play restarts from the centre with the ship which scored last faced away from the puck. Both puck and ships are held within their area of play on the matrix by boundary lines, from which they will rebound. The game is thus continuous - there are no stoppages - except when a score is made - and a game lasts five minutes, or until one player amasses more than nine points, (called a "killing").

The players move the puck by either shooting at it with their (now standardised) nose cannon or by deliberately colliding with it.


All the licensed ship types are designed to achieve the same level of performance, but in different ways. The friction rating between the linear motor drives and the playfield itself can be set anywhere between 1000 and 3500 units. Low friction craft accelerate and manoeuvre rapidly, but are more difficult to control accurately. Some designers have added homing missiles to their ammunition in an attempt to ensure that hits are registered on the puck in the correct direction, but the value of these is debatable. They have unpredictable effects at times, especially in close situations.

The program code, graphic representation and artwork are the copyright of Mastertronic and may not be reproduced, stored, hired or broadcast in any form whatsoever without the written permission of Mastertronic. All rights reserved.


© Mastertronic Limited 1987

Made in Great Britain

Design: Words & Pictures Ltd. London



HYPERBOWL!



AMSTRAD

HYPERBOWL!

IA 015

MASTERTRONIC

In 3600 even ice hockey has gone hi-tech! It's played with linear motor ships, on a metal field complete with inertia cancellation devices homing missiles and fiendishly cunning computer opponents. Play a five-round Tournament for the right to Mastership or compete one-to-one in an all action two player game in this exciting future sport simulation. Ten different ship classes. Hyperbowl is simple to pick up, but impossible to put down! JOYSTICK OR KEYBOARD GAME DESIGN BY STEVE HUGHES PROGRAMMED BY BINARY DESIGN



<http://www.replacementdocs.com>



Championships have been won with all ten classes and despite their widely different play characteristics the craft do seem pretty well equally matched. It is a matter of personal choice in which to compete.

TOURNAMENT PLAY

Our simulation allows you to play through the yearly Tournament, against the League computer pilots, or to play head-to-head in a two player option.

In the Tournament there are five rounds to get through, all against different pilots who get better as you progress. You may also select one of three levels of skill. As you are deemed to be the challenger, you may choose which ship class you will use. Your opponent will choose after you. Keep winning and you will progress through to the final, with the chance of being awarded the Masters rating.

It is advisable to practise on the easier levels, before taking on the League Aces on level 3, however, since it can be very demoralising to get killed off 9-0 in your first game!

USING THE SIMULATION

Once on the menu screen, press space to enter the choice sequence, and select your control options. Keyboard controls are:-

PLAYER ONE

THRUST : Q
INERTIA CANCEL : A
SPIN LEFT : O
SPIN RIGHT : P
FIRE CANNON : SPACE

PLAYER TWO

definable
(see menu)

or use joysticks as per screen menu.

All ship types have a standard rate of spin and fire. Note that due to power limitations, continuous fire is not possible. The batteries take a moment or two to recharge between bursts. Aim carefully.

At the lower centre of the screen is the matrix scanner that shows the position of the two players and the puck on the field, relative to the boundaries of the pitch (It is possible to confuse an opponent by playing very close to the edge. Why? Try it and see!)

In Tournament play the main screen keys off your ship and displays the area around it. In two player the action is centred on the puck. Either way the scanner is a vital part of the gameplay. Use it or lose!

Alongside this are shown the score panels, with direction indicators for both ships shown next to their score. In one player you always take ship A, and play L to R.

You will be automatically moved on from round to round in the Tournament, if you win, or given the League Computer's opinion of your play if you lose. Each match lasts five minutes, remember, and the time remaining is displayed above the pitch.

QUICKSTART INSTRUCTIONS

- i) Choose control options and one/two player from menu.
- ii) Select level of play.
- iii) Select ship.
- iv) Start shooting! LINE GOAL = 1pt GOAL = 2pt
- v) Score over nine to win, or be in front after five minutes.

OFFICIALLY LICENSED CRAFT FOR HYPERBOWL

The ships appear on the menu screen arranged like this. Note that friction ratings increase left to right and that the bottom row ships use homing missiles amongst their ammunition:-



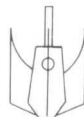
CLASS 1 : TAI DART
FRICTION RATING : 1250 u.f.p.
ARMAMENT : NON HOMING
POWER PLANT : R.R. RASTER
COMMISSIONED : 3598 A.D.



CLASS 2 : AUDIWING
FRICTION RATING : 1700 u.f.p.
ARMAMENT : NON HOMING
POWER PLANT : BMW CYCLOX
COMMISSIONED : 3608 A.D.



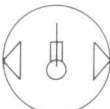
CLASS 3 : STALKER
FRICTION RATING : 2300 u.f.p.
ARMAMENT : NON HOMING
POWER PLANT : WHITNEY V3
COMMISSIONED : 3592 A.D.



CLASS 4 : HUNTER
FRICTION RATING : 2760 u.f.p.
ARMAMENT : NON HOMING
POWER PLANT : R.R. RASTER
COMMISSIONED : 3593 A.D.



CLASS 5 : GOTHIC
FRICTION RATING : 3371 u.f.p.
ARMAMENT : NON HOMING
POWER PLANT : LEYLAND CEE
COMMISSIONED : 3598 A.D.



CLASS 6 : CHAR SWINGER
FRICTION RATING : 1380 a.f.p.
ARMAMENT : 20% HOMING
POWER PLANT : CITROEN MIRAGE
COMMISSIONED : 3592 A.D.



CLASS 7 : ROCKER
FRICTION RATING : 1680 a.f.p.
ARMAMENT : 40% HOMING
POWER PLANT : FORD RS5000
COMMISSIONED : 3599 A.D.



CLASS 8 : CAIRO
FRICTION RATING : 2132 a.f.p.
ARMAMENT : 50% HOMING
POWER PLANT : BMW CYCLAX
COMMISSIONED : 3600 A.D.



CLASS 9 : STINGER
FRICTION RATING : 2830 a.f.p.
ARMAMENT : 60% HOMING
POWER PLANT : R.R. RASTER
COMMISSIONED : 3590 A.D.



CLASS 10 : CARNIVORE
FRICTION RATING : 3400 a.f.p.
ARMAMENT : 75% HOMING
POWER PLANT : WHITNEY R4
COMMISSIONED : 3600 A.D.

LOADING INSTRUCTIONS

Press CONTROL and the small ENTER Key together.