


VENTURE LINE, INC.


CARTRIDGE INSTRUCTIONS

For use with the Atari® 2600 Video Computer System™
and Sears Video Arcade™




- For one or two players
- Select from four skill levels

Plays like the LOOPING arcade game!



GAME DESCRIPTION



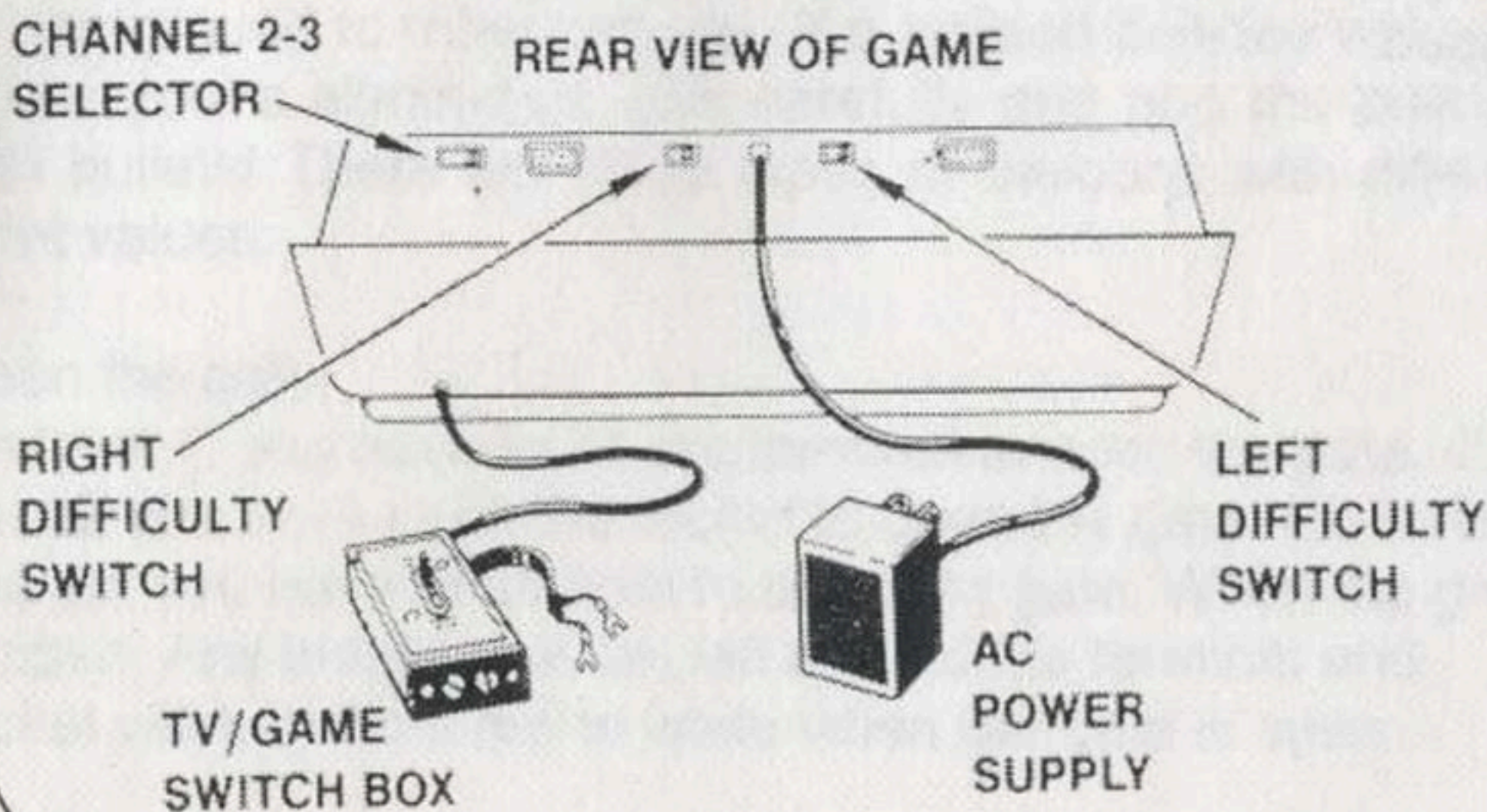
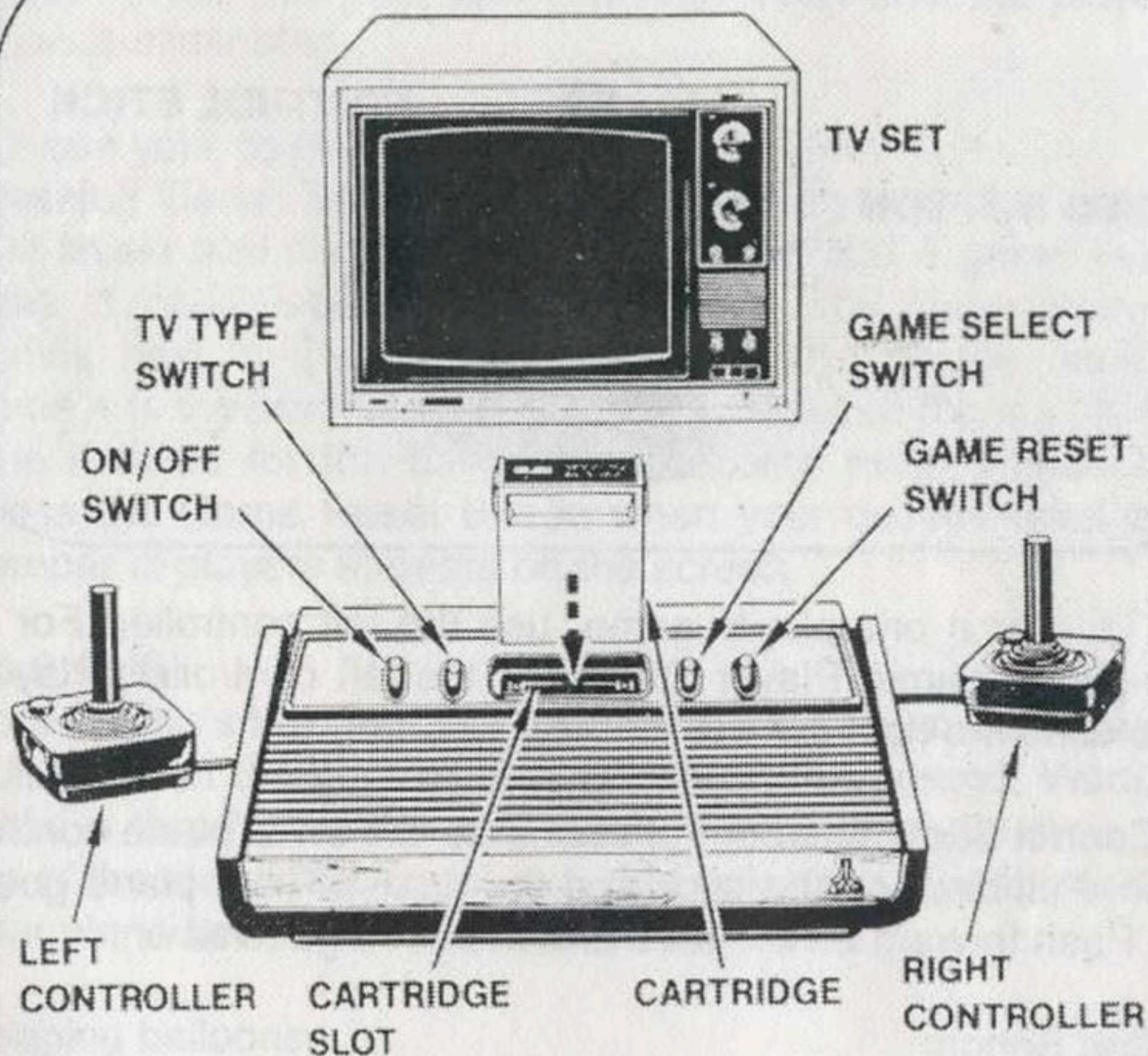
Strap on your goggles, rev up the engines and take off! Your LOOPING plane soars over a world unlike any you've ever imagined. Fire bullets into a rocket station to open the gate.

Beware of launched balloons! Test your flying accuracy and sense of direction by steering your plane through a maze of pipes. You survived? Stranger perils await. There are rooms full of green drops, twinkle monsters and bouncing balls. Can you outsmart them all and reach The End?

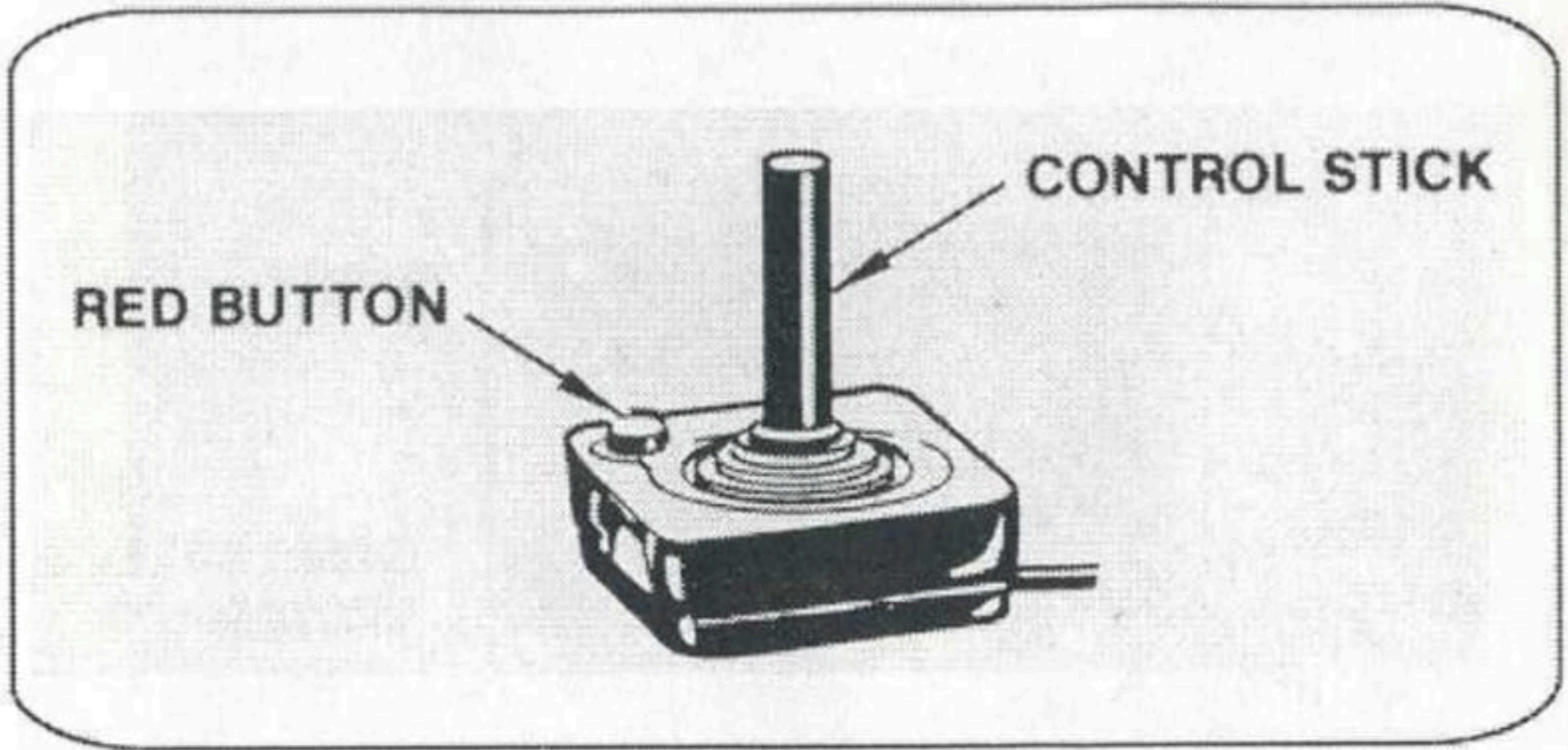
GETTING READY TO PLAY

- Make sure the Video Computer System™ is connected to a TV and the power supply is plugged in.
- Be sure that you have plugged the controller into the jack at the rear of the Video Computer System.
- Insert cartridge as show, then turn On / Off switch to ON. (ALWAYS TURN THE ON/OFF SWITCH TO OFF WHEN INSERTING OR REMOVING A CARTRIDGE.)

ATARI® 2600 Video Computer System



USING YOUR CONTROLS



NOTE: For a one-player game, use the left controller. For a two-player game, Player One uses the left controller; Player Two uses the right controller

1. Control Stick: The control stick acts like an airplane control stick. Pull back on the stick and the nose of your plane goes up. Push forward on the stick and the nose goes down.

2. Red Button:

Your plane fires bullets from its nose when this button is pressed.

HERE'S HOW TO PLAY

NOTE: If you are playing a two-player game, players take turns. Player 1 begins, and each turn lasts until the player's plane is eliminated.

Choose your challenge.

Pressing Game Select Switch will rotate through the various skill levels and number of players. There are 4 game variations. 1 or 2-player games are denoted by the number of planes next to the game number. Game 1 is the easiest; game 4 is the hardest. The difference between them all is the time it takes for the balloons to become more aggressive. Press the Game Reset Button when your desired level and number of players appears on the screen.

You're off!

Your engine's buzzing and your plane taxis down the runway. Pull back on the control stick to rise off the ground. Want to make a loop? Hold the stick back. If your plane touches the top of the sky, it "bounces" straight back down. Get the feel of your plane before you get down to business.

Popping balloons.

Moving pretty well? Now the fun really begins. Balloons rise off the ground to intercept you. If a balloon collides with your plane, you're eliminated. Aim carefully and pop the balloons with bullets! There are three types of balloons with different point values.

Open the gate.

On level 1, you have to hit the terminal to open the gate. On level 2 you have to hit the rocket to open the gate. On level 3 and up, you have to hit both to open the gate. When the gate is open. Any blocks that are left around the terminal and rocket will turn from red to white when the gate is open.

Into the maze.

Enter the maze through the open gate and your engine sings sweet music. The slightest touch of the control stick changes your plane's direction. Relax and fly between the pipes as long as you can. The longer your plane survives, the more points you get!

Green drops!

A green drop forms at the mouth of the right spigot - don't let it hit you! Shoot the drops as they fall and keep flying through.

Twinkle, twinkle, little monster.

A twinkling monster has taken control of the next room. Again, you can eliminate this funny fellow. But unlike the green drops, once you've eliminated a twinkler, none replaces it.

Watch out for the bouncing ball.

You're so close, you can see The End. But you're not there yet! Balls bounce in the outer room and inner room where The End waits. Avoid or shoot the balls. Can you dock the plane at The End?

Second time around.

Congratulations! You've made it through. Now try a second flight. Can you reach The End again?

Starting over.

Press the red button on the joystick, or the Game Reset switch on the console to replay the LOOPING Game Option that you have been playing. Pressing the Game Select switch to change the game variation.

NOTE: The Game Reset switch on the console "clears" the computer. It can be used to start a new game at any time, and can also be used in the event of a game malfunction.

SCORING

Brick - 150 points

Blue Balloon - 200 points

Green Balloon - 500 points

Red Balloon—800 points

Rocket - 2000 points

Green Drop - 500 points


Twinkle Monster - 1000 points


Bouncing Ball - 500 points

Flying Points

The longer your plane survives the pipe maze, the more points you earn.

You get five flights in each skill level.





Released at Classic Gaming Expo 2003
August 9 & 10 - Las Vegas

LOOPING is a trademark of Venture Line Inc. © 1981

Atari® and Video Computer System™ are trademarks of Atari Inc.

Sears Video Arcade™ is a trademark of Sears, Roebuck & Co.

Manual Designed by Leonard Herman.
Technical Assistance by Scott Stilphen

Printed in U.S.A.