


**ZIMMAG™** GAME INSTRUCTIONS

**I WANT MY MOMMY®**



**KidStuff™**  
FOR 8 YRS. OF AGE AND UNDER



*To protect the electronic components of your Atari<sup>®</sup> Video Game System, be sure to switch to off when inserting or removing a cartridge for the Atari<sup>®</sup> System.*

# **SETTING UP**

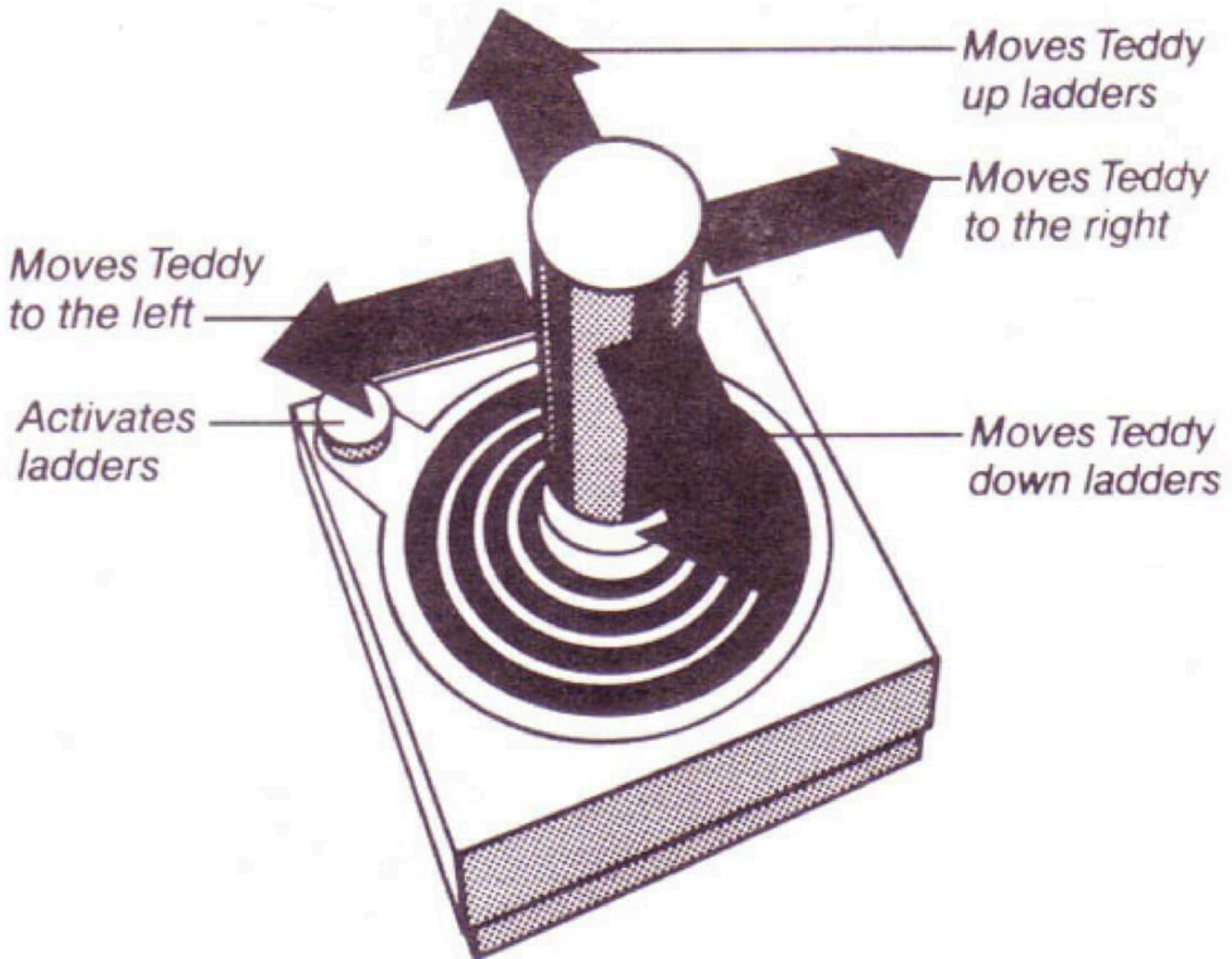
- 1. Connect your video game system to the television according to the manufacturer's instructions.*
- 2. Make sure the console is off, then firmly push in your ZiMAG video game cartridge.*
- 3. Now you can turn on the console. A clear image should appear on the screen. If not, check to see that the console is properly set up.*
- 4. Next, plug the joystick into the left controller jack. If you are playing a two player game, you will need to plug the other joystick into the right controller jack.*
- 5. If all of the above has been properly completed, you're ready to play. Good Luck!*

# **TEDDY WANT MOMMY**

*Poor Teddy. He's had a bad dream and now he wants his mommy. How about giving him a hand? Steer him toward the magical stardust ladders. Help him avoid the nasty dream demons who try to block his path. (Mom's sending special kisses to help him out too.) Now if the little guy can just make it up a couple of big mountains, he'll get a big bear hug.*

# MOVING TEDDY

To move Teddy, all you have to do is push the joystick left or right. If you think Teddy should go up to the next level, just move him on top of a flashing dot, press the action button on your controller, and push the joystick up. See? You should hear a neat rising sound. If you think Teddy should go down a ladder, just put him over the top of it, and push the joystick down.



# **STARTING THE GAME**

*Anytime you want to start a game all you have to do is press the "game reset" switch on your game console.*

# **SCORING**

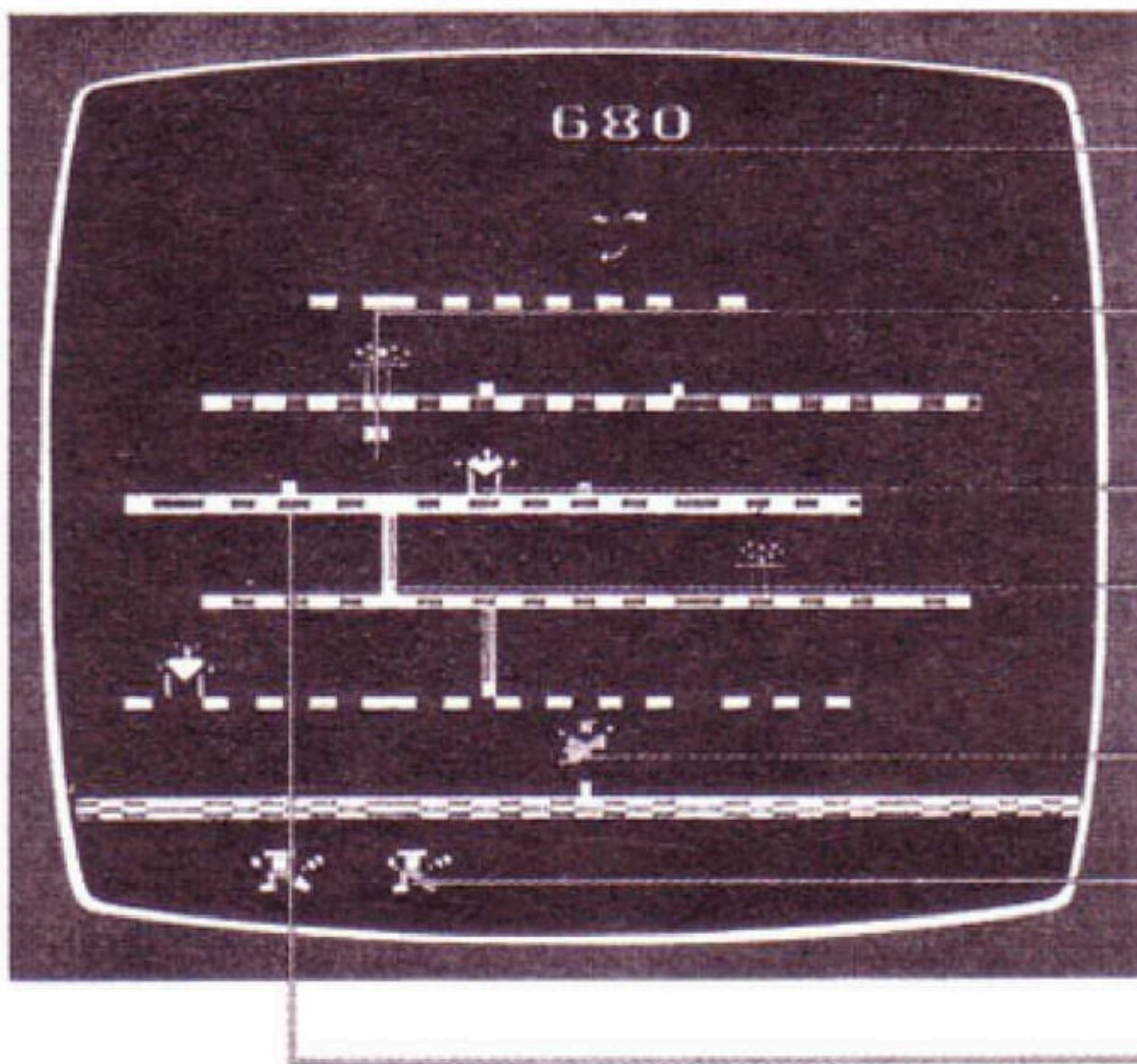
*Remember you're trying to get Teddy back to his mommy as fast as you can. The lower the number at the top of the screen, the faster you got there.*

# **GAME FEATURES**

*On the T.V. screen you can see how many tries Teddy has left. If there's one picture of Teddy, you have one try left. If there are three pictures of Teddy, you have three tries left. Get it?*

*You also have a kiss from Mommy to help you when you're in trouble. It's the little colored block floating around. If you make Teddy run into it, he'll become strong enough to hit those mean dream demons, and knock them out.*

*To get to the apple at the top of the screen, first you have to put up all the stardust ladders, then climb up the top one. Then you should see the next screen with Teddy's Mommy trying to hug him. Try to put all the ladders up, then get Teddy to his Mommy!*



*How much time  
Teddy is taking*

*Kiss from  
Mommy*

*Dream demons*

*Stardust ladder  
that is put up*

*Teddy*

*How many tries  
Teddy has left*

*Stardust ladders  
that aren't put up*

## **GETTING THERE FASTER**

*Remember, all the stardust ladders must be in place to reach the top. It's a good idea not to leave too many undone below. On the first mountain you'll be safe from the dream demons on the top of the ropes. Try to catch as many love kisses as possible.*

## **LIMITED WARRANTY**

*ZiMAG™ warrants the original consumer purchase of any cartridge to be free of defects in workmanship for 90 days from date of original retail purchase. Magnetic Tape International will replace any defective product with identical product, provided it has not been damaged through misuse or handling. For replacement send the defective product, along with proof of purchase, to Magnetic Tape International, Gardena, CA. 90248.*

# **ZiMAG™**



*ZiMAG™ and KidStuff™ are registered trademarks of Magnetic Tape International. © 1983 Magnetic Tape International. Gardena, CA 90248. Made in Taiwan.*