

A VIDEO
GAME CARTRIDGE FROM
 PARKER BROTHERS



Q*bert™

FOR ATARI 2600™, SEARS VIDEO ARCADE™
AND OTHER COMPATIBLE SYSTEMS

Under license from D. Gottlieb & Co.

Rules © 1983 Parker Brothers, Beverly, MA 01915. Printed in U.S.A.
Q*bert © 1983 D. Gottlieb & Co.

OBJECT

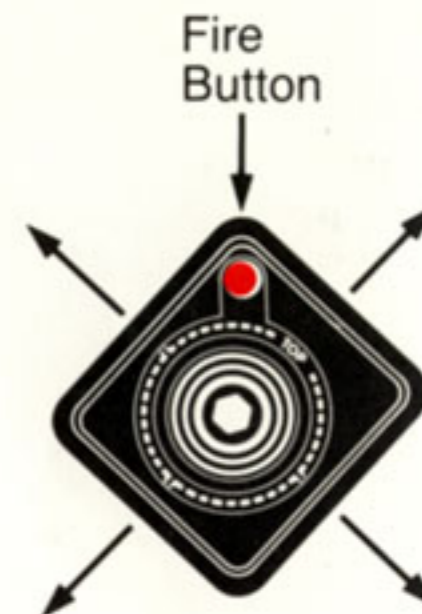
To score as many points as possible by changing the color of the cubes on the pyramid from a starting color to a destination color. You'll do this by hopping Q*bert from cube to cube while avoiding the "nasty" characters who will try to stop him. Each time you complete a pyramid, you'll proceed to a new pyramid—or round. Try to complete as many rounds as you can. There are five game levels in all; four rounds per level.

SETTING THE CONSOLE CONTROLS

1. Since this is a one-player game, plug the Joystick controller firmly into the LEFT controller jack.
2. Set the **Left Difficulty switch**:
Position B (Novice): This is an easy game; there are no Red Balls rolling after Q*bert.
Position A (Expert): This is the regular game. All the characters described in the following rules will appear.
3. Press down the game RESET switch and you're ready to start the action.

THE JOYSTICK

Hold the Joystick in your hand so that the four corners make a baseball diamond with the Fire Button at the top. The Joystick moves in the four diagonal directions shown. These are the directions in which Q*bert moves around the pyramid.



PROOF OF PURCHASE
Q*bert™

PLAYING

Q•bert

You'll start the game with four Q•berts. The first Q•bert will appear on the topmost cube as soon as you hit RESET. The remaining Q•berts are shown at the top of the screen throughout the game.

Try to hop Q•bert onto each and every cube, so that eventually, the entire pyramid becomes the destination color. The destination color is the same as the color of the remaining Q•berts and score as seen at the top of the screen.

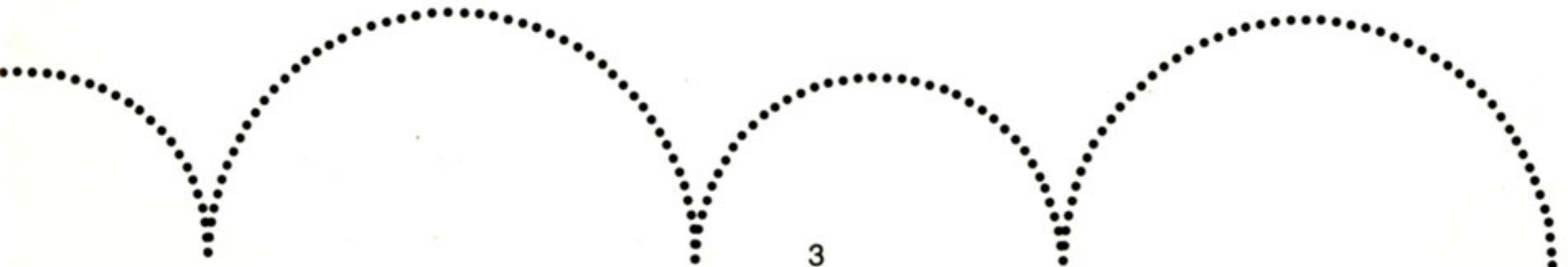
Be careful not to hop Q•bert off the sides of the pyramid or off the bottom row of cubes. If you do, he falls and you lose that Q•bert. When this happens, the next Q•bert will appear on the topmost cube ready to try again to complete the pyramid.

Red Ball

When Red Ball starts rolling, get Q•bert out of its path or it will squash him! If this happens, the swear bubble lights up and the next Q•bert appears on the cube where the last one was squashed.

Purple Ball

Poses the same kind of danger as Red Ball, except that when Purple Ball reaches the bottom of the pyramid, it hatches Coily the snake!



Coily

He's the snake with the perilous pounce! The only way to get rid of Coily is to lure him off the pyramid by hopping a flying disc.

The best way to do this is to hop Q*bert onto the exit cube. (There is only one correct exit cube for each flying disc.) Then as soon as **Coily** approaches the exit cube, hop Q*bert aboard the flying disc. Q*bert flies off to safety while Coily falls into space.

Flying Discs

When Q*bert's in trouble, he can board a flying disc that will whisk him off to safety at the top of the pyramid. The number of discs and their placement to the sides of the pyramid will differ, depending on the game level and round.

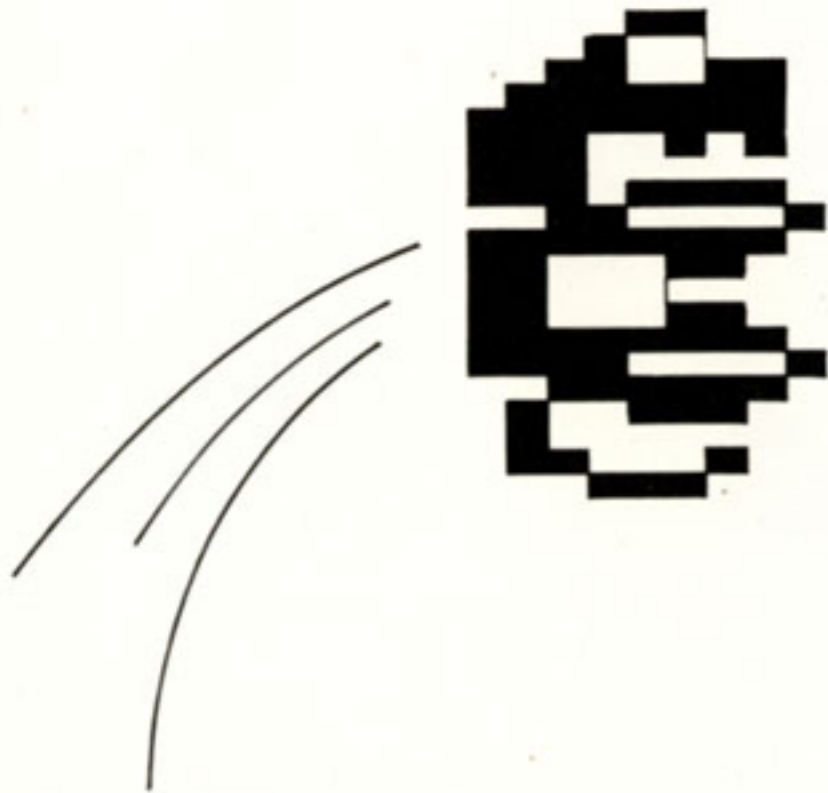
Just make sure Q*bert boards the flying discs from the correct exit cube or else he'll fall off the pyramid.

Sam

Even though Sam can't catch Q*bert, he's still a very crafty fellow. He changes the cubes' colors back again so Q*bert's got to retrace his tracks. If Q*bert stops him, however (by running into him), you'll earn bonus points.

Green Ball

Green Ball is the other green character that can't catch Q*bert, either. But if Q*bert catches Green Ball, all the characters except Q*bert freeze for a second, Q*bert can continue to hop, and you'll earn bonus points.



END OF ROUND

The round ends when you complete the pyramid. As long as you have a remaining Q*bert, a new pyramid will appear with a new destination color.

ROUND PROGRESSION

As you progress from round to round, Q*bert's speed, the speed of the other characters, and the frequency of the other characters' appearances will increase.

END OF GAME

The game ends when you run out of Q*berts. To play again, press RESET. The game will begin at Level 1, Round 1.

SCORING

Q•bert changes cubes to destination color	25 points
Q•bert catches Sam	300 points
Q•bert catches Green Ball	100 points
Q•bert lures Coily off pyramid	500 points
Bonus points	3100 for every round you complete
Bonus Q•berts	one after the first five rounds; then one for every four rounds thereafter


If you should have any difficulty operating or playing Q•bert, call our Electronic Service Department at these toll free numbers:

In Massachusetts	1-800-892-0297
All other states (not available in Alaska, Hawaii, or Canada)	1-800-225-0540

Lines are open 8:30 a.m. to 4:30 p.m. (EST) Mon.-Fri. (excluding holidays).

If you are unable to reach us via the Answer Service Line, write to the Consumer Response Department in the location nearest you:

In the U.S.A.: Parker Brothers, P.O. Box 1012, Beverly, MA 01915.
In Australia and New Zealand: Toltoys Pty. Ltd., 104 Bourke Road,
Alexandria, N.S.W. 2015.
In the United Kingdom: Palitoy Company, Owen Street, Coalville,
Leicester LE 62DE England.



180-DAY LIMITED WARRANTY

PARKER BROTHERS warrants, subject to the conditions below, that if the components of this product prove defective because of improper workmanship or material during the period of 180 days from the date of original purchase, PARKER BROTHERS will repair the product or replace it with a new or repaired unit, without charge, or will refund the purchase price.

CONDITIONS:

1. **Proof of Purchase:** The retail sales receipt or other proof of purchase must be provided.
2. **Proper Delivery:** The product must be shipped prepaid, or delivered to PARKER BROTHERS (address: 190 Bridge Street, Salem, MA 01970, Attention: Quality Control Dept.) for servicing, either in the original package or in a similar package providing an equal degree of protection.
3. **Unauthorized Repair, Abuse, etc.:** The product must not have been previously altered, repaired or serviced by anyone other than PARKER BROTHERS; the product must not have been subjected to an accident, misuse or abuse.

REPAIRS AFTER EXPIRATION OF WARRANTY:

If the product malfunctions after the 180-day warranty period, you may ship the product prepaid and enclosed with a check or money order for \$8.00 to Parker Brothers. Parker Brothers will, at its option, subject to the conditions above, repair the product or replace it with a new or

repaired unit, subject to availability of parts. If replacement units or required parts are not available, the \$8.00 payment will be refunded.

EXCEPT TO THE EXTENT PROHIBITED BY APPLICABLE LAW, ALL IMPLIED WARRANTIES MADE BY PARKER BROTHERS IN CONNECTION WITH THE PRODUCT, INCLUDING THE WARRANTY OF MERCHANTABILITY, ARE LIMITED IN DURATION TO A PERIOD OF 180 DAYS FROM THE DATE OF ORIGINAL PURCHASE; AND NO WARRANTIES, WHETHER EXPRESSED OR IMPLIED, INCLUDING THE WARRANTY OF MERCHANTABILITY, SHALL APPLY TO THIS PRODUCT AFTER SAID PERIOD. SHOULD THIS PRODUCT PROVE DEFECTIVE IN WORKMANSHIP AND MATERIAL, THE CONSUMER'S SOLE REMEDY SHALL BE SUCH REPAIR, REPLACEMENT OR REFUND AS IS HEREIN ABOVE EXPRESSLY PROVIDED, AND UNDER NO CIRCUMSTANCES SHALL PARKER BROTHERS BE LIABLE FOR ANY LOSS OR DAMAGE, DIRECT OR CONSEQUENTIAL, ARISING OUT OF THE USE OF, OR INABILITY TO USE, THIS PRODUCT.

SOME STATES DO NOT ALLOW LIMITATIONS ON HOW LONG AN IMPLIED WARRANTY LASTS, OR THE EXCLUSIONS OR LIMITATIONS OF INCIDENTAL OR CONSEQUENTIAL DAMAGES, SO THE ABOVE LIMITATIONS OR EXCLUSIONS MAY NOT APPLY TO YOU. THIS WARRANTY GIVES YOU SPECIFIC LEGAL RIGHTS AND YOU MAY ALSO HAVE OTHER RIGHTS WHICH VARY FROM STATE TO STATE.

REACHING THE DESTINATION COLOR

The following describes Q*bert's coloring pattern in each of the five game levels.

S = Starting color I = Intermediate color D = Destination color

Level 1 (Rounds 1-4) When Q*bert jumps on S, it changes to D. When he jumps on D, it stays at D.

Level 2 (Rounds 1-4) When Q*bert jumps on S, it changes to I. When he jumps on I, it changes to D.
When he jumps on D, it stays at D.

Level 3 (Rounds 1-4) When Q*bert jumps on S, it changes to D. When he jumps on D, it changes back
to S. Q*bert's got to start again.

Level 4 (Rounds 1-4) When Q*bert jumps on S, it changes to I. When he jumps on I, it changes to D.
When he jumps on D, it changes back to I. Q*bert's got to start again.

Level 5 (Rounds 1-4) When Q*bert jumps on S, it changes to I. When he jumps on I, it changes to D.
When he jumps on D, it changes back to S. Q*bert's got to start again.

Once you complete Level 5, Level 5 is repeated, starting with Round 1.