


VIDEO GAME CARTRIDGE
FOR THE ATARI 2600 VCS™

ATARI 2600™

DIG DUG™ *

THE UNDERGROUND SMASH ARCADE HIT!



GUS ALLEN

* DIG DUG is created and designed by Namco Ltd., manufactured under license by Atari, Inc.
Trademark and © Namco 1982

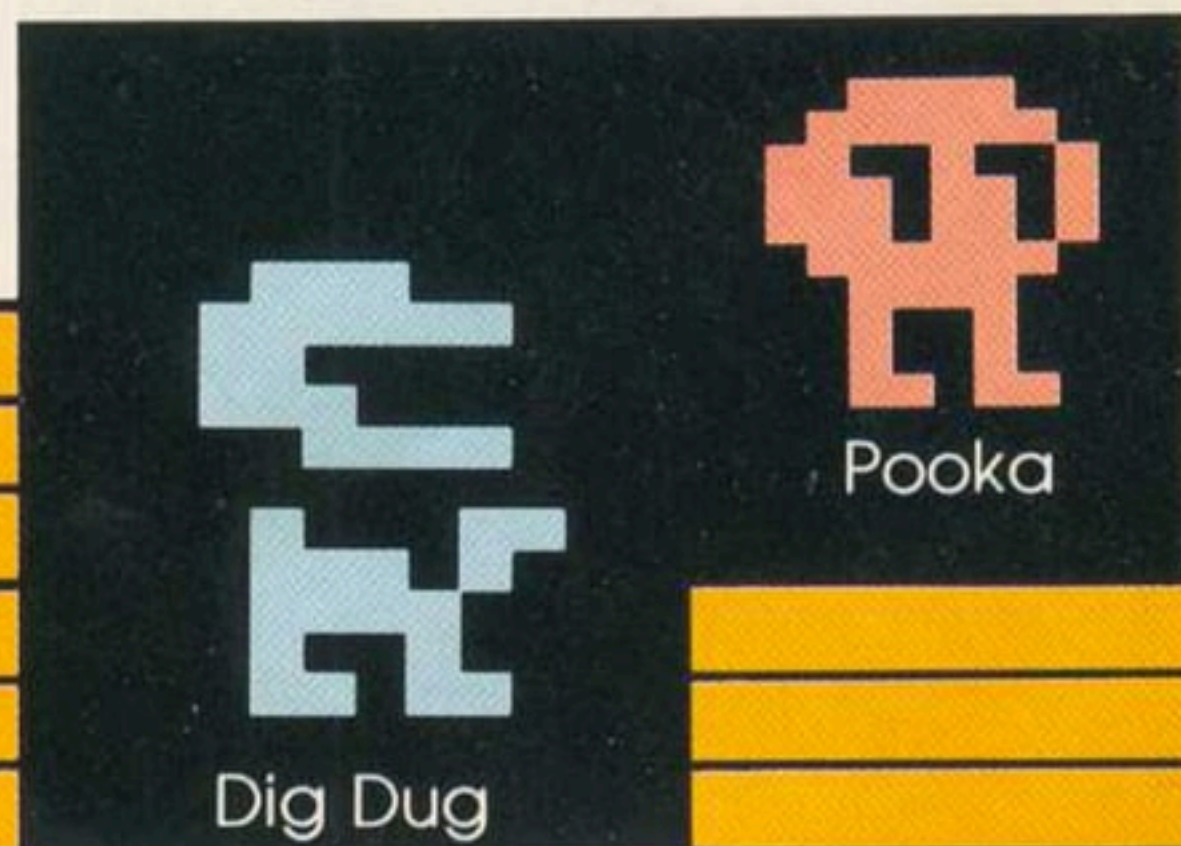

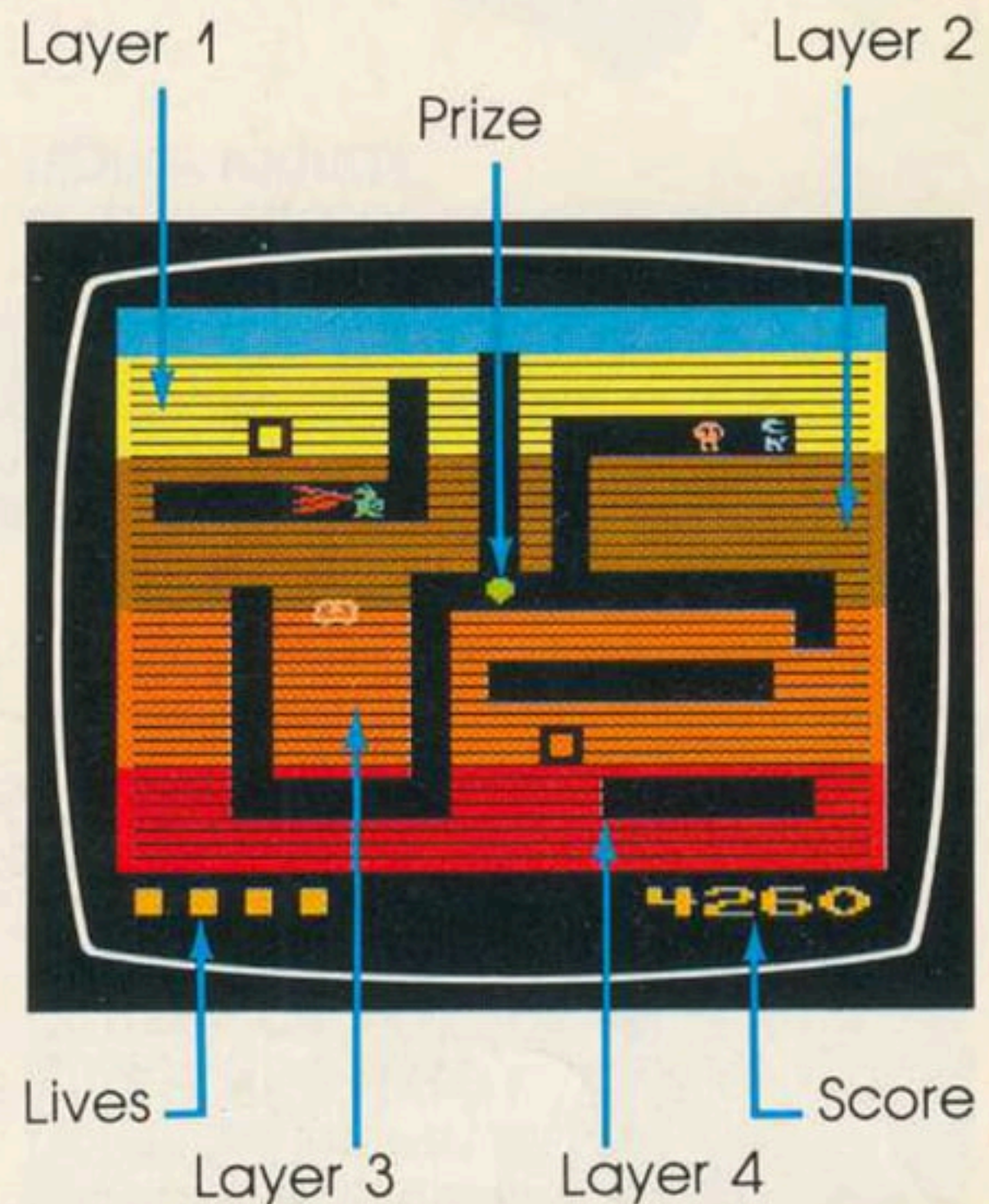
NOTE: Always turn the console **POWER** switch **OFF** when inserting or removing an ATARI® Game Program™ cartridge. This will protect the electronic components and prolong the life of your ATARI 2600™ Video Computer System™ game.

GAME OBJECTIVE AND NOTES FROM THE UNDERGROUND

You are Dig Dug, the underground miner. With your jet-powered shovel, you create intricate, subterranean mazes. Ever on the watch for vegetable prizes, you must also look out for the fierce Fygar™* and mean Pooka™* that lurk underground. Their touch kills! Worse, these two meanies can transform into spooky ghosts that will appear out of nowhere and haunt you to death.

Use your Joystick Controller to dig through the earth in this one-player game. Your objective: Destroy the meanies who lurk below and uproot the prized produce. Destroy meanies by using the fire button on your controller to pump them up until they burst or by dropping boulders on them. To get the valuable vegetable, dig to it as soon as it appears and cover it completely by moving Dig Dug over it.

Each round is completed when you destroy all the meanies or when the last one escapes. The game ends when you lose all your lives.



GAME PLAY

Create your own tunnels and escape routes as you carve your way through the earth. You dig in the same direction as you move your Joystick.

The meanies who chase you are: the fire-breathing Fygar, whose flames fry you, the balloon-like Pooka, and the ghosts of Fygar and Pooka. You lose a life when any meanie touches you.

To blow up a meanie: Press the red fire button on your Joystick once or twice to stun the creature, then continue pressing the button to pump up the meanie until it bursts. (See **USING THE CONTROLLER** for details.)

To drop a rock: Dig under the rock, then move away fast! The falling rock will crush any close-pursuing meanie(s) that it touches. It can crush you, too, if you don't get out of the way.

When only one meanie is left, he will always try to escape, thus ending that round of the game.

Your underground mine is composed of four layers of dirt. You receive more points for blowing up meanies in the bottom layers than in the top soil.

A high-scoring prize, which is usually a vegetable, appears once per round at the same spot where you started digging. It appears for only a few seconds and you must get Dig Dug to completely cover the prize to score big points. So keep your eyes open and watch for it!

You start the game with five lives. Remaining lives are displayed as squares at the lower left side of the screen. (See **the Game Screen**.) You can also earn bonus lives. You win your first bonus life at 20,000 points. After that, a bonus life is won at every multiple of 50,000 points up to 200,000 points. The maximum number of lives you can have at any one time is eight.

Periodically, the game action speeds up. The musical tempo increases, the meanies move more quickly and turn into ghosts more often than usual.

To keep the challenge high, you can restart a game at the same round you last played after you lose all your lives. To do this, simply press the red fire button on your controller after a game ends and while the title DIG DUG appears on the screen.



Pooka Ghost



Fygar



USING THE CONTROLLER

Plug your Joystick Controller into the **LEFT CONTROLLER** jack at the back of your 2600™ Video Computer System™ console. Hold the Controller with the fire button to your upper left, toward the television screen. See your owner's manual for details.

You can move Dig Dug up, down, right, or left on the screen. Just move your Joystick in the direction you want him to go.


FIRE BUTTON: Press the red fire button to start the game. To restart a game at the same round you last played, press the fire button while the DIG DUG title screen is displayed. You will have approximately ten seconds after losing your last Dig Dug life to do this.

GAME VARIATIONS

DIG DUG contains two game variations: EASY play and NORMAL play.

EASY: There is only one pattern of tunnels, rocks, and meanies. Each round is identical to the previous round, with only two meanies per round. The meanies never speed up and they never turn into ghosts. The prize is always a carrot worth 400 points. A teddy bear head indicates easy game play and appears in the top score digit throughout EASY play.

NORMAL: The pattern of tunnels, rocks, and meanies varies from round to round. Pooka and Fygar frequently turn into ghosts and the game action periodically speeds up. In higher rounds, as many as seven meanies can be on the screen at once. The prize changes and increases in value with higher rounds.









During game play, press the red fire button once or twice to stun the meanies. Then hold the button down or use a multiple pumping action to pump up meanies until they explode.



SCORING

Your score is displayed at the lower right side of the screen. You can score a total of 999,990 points before the score resets. In EASY play, the top score is 99,990. The table below gives point values for the DIG DUG game.

ACTIVITY	POINTS
Digging	10 points every two chunks
Dropping rocks on meanies	
1 meanie	1,000
2 meanies at once	2,500
3 meanies at once	4,000
4 meanies at once	6,000
5 meanies at once	8,000
6 meanies at once	10,000
7 meanies at once	12,000

Round Number	Prize
Round 1 400 points	 Carrot
Round 2 600 points	 Turnip
Round 3 800 points	 Mushroom
Rounds 4 & 5 1,000 points	 Cucumber
Rounds 6 & 7 2,000 points	 Eggplant
Rounds 8 & 9 3,000 points	 Bell Pepper

CONSOLE CONTROLS

GAME SELECT: Use the **GAME SELECT** switch to choose a **NORMAL** or **EASY** game variation. The **EASY** game variation is indicated by a teddy bear head in the center of the title screen.

GAME RESET: Press **GAME RESET** to start the game action or to restart a game at round one.

DIFFICULTY SWITCHES: The **DIFFICULTY** switches have no function in **DIG DUG**.

TV TYPE SWITCH: Set the **TV TYPE** switch to **color** to play the game on a color TV. Set it to **B/W** to play on a black and white TV.

HELPFUL HINTS

■ At higher rounds your priority should be to get the bonus vegetables because they're worth more points than destroying meanies.


■ The prize will not appear in a round until two boulders have fallen and there are fewer than seven meanies on the screen.

■ The last meanie on a screen will always try to escape, thus ending the round. So, if just one meanie remains and the prize hasn't appeared, you may want to stun that meanie long enough to allow the prize to appear.

■ Since the last meanie will always try to escape at the top left side of the screen, you can strategically position yourself above ground on the left and wait for the meanie to emerge then quickly blow him up.

■ You can't pump through the soil, so back off if a ghost is approaching through the dirt toward your tunnel. Wait until the ghost gets inside the tunnel then quickly turn and pump it up.

■ To crush a ghost, tunnel under a rock and wait (as long as you don't move, the rock won't fall). When a ghost covers the rock, quickly move





out of the way and the ghost will be crushed.

■ A good way to trap and squash several creatures at once is to tunnel straight up under

a rock and wait for the meanies to follow. When they get close, quickly move out of the way to the right or left. They will be trapped in the path of the falling rock.

■ If a meanie is pursuing you, try to get to a tunnel. Since you move more quickly in a tunnel than through soil, this gives you a better chance to escape.

■ Try to group meanies behind you by stunning them and then running. (You can run right through a stunned meanie.) When several are in pursuit, lead them toward a boulder and drop it on them for high points.

Round Number	Prize
Rounds 10 & 11 4,000 points	 Tomato
Rounds 12 & 13 5,000 points	 Onion
Rounds 14 & 15 6,000 points	 Watermelon
Rounds 16 & 17 7,000 points	 Galaxian
Rounds 18 on 8,000 points	 Pineapple

Inflating Pooka; Inflating Fygar from above or below

Top soil layer	200
2nd soil layer	300
3rd soil layer	400
Bottom soil layer	500

Inflating Fygar from the side

Top soil layer	400
2nd soil layer	600
3rd soil layer	800
Bottom soil layer	1000



Call toll-free:
(800) 672-1404 (in California)
(800) 538-8543 (Continental U.S.)

Atari welcomes your comments. Please address all correspondence to:
Atari, Inc.
Customer Relations
1312 Crossman Avenue, P.O. Box 61657
Sunnyvale, California 94086

GAME CARTRIDGE LIMITED NINETY DAY WARRANTY

ATARI, INC. ("Atari") warrants to the original consumer purchaser that your ATARI® Game Program cartridge is free from any defects in material or workmanship for a period of ninety days from the date of purchase. If any such defect is discovered within the warranty period, Atari's sole obligation will be to replace the cartridge free of charge on receipt of the cartridge (charges prepaid, if mailed or shipped) with proof of date of purchase at either the retail store where the cartridge was purchased or at one of the ATARI Regional Service Centers listed below:

Atari, Inc.
1312 Crossman Ave.
Sunnyvale, CA 94086

Atari, Inc.
5400 Newport Dr.
Suite 1
Rolling Meadows, IL 60008

Atari, Inc.
12 B World's Fair Dr.
Somerset, NJ 08873

Atari, Inc.
2109 East Division St.
Arlington, TX 76001


This warranty shall not apply if the cartridge (i) has been misused or shows signs of excessive wear, (ii) has been damaged by being used with any products not supplied by ATARI, or (iii) has been damaged by being serviced or modified by anyone other than an ATARI Regional Service Center.

ANY APPLICABLE IMPLIED WARRANTIES, INCLUDING WARRANTIES OF MERCHANTABILITY AND FITNESS, ARE HEREBY LIMITED TO NINETY DAYS FROM THE DATE OF PURCHASE. CONSEQUENTIAL OR INCIDENTAL DAMAGES RESULTING FROM A BREACH OF ANY APPLICABLE EXPRESS OR IMPLIED WARRANTIES ARE HEREBY EXCLUDED.

Some states do not allow limitations on how long an implied warranty lasts or do not allow the exclusions or limitations of incidental or consequential damages, so the above limitations or exclusions may not apply to you.

This warranty gives you specific legal rights and you may also have other rights which vary from state to state.



A Warner Communications Company 

ATARI, INC., Consumer Division, 1312 Crossman Ave., P.O. Box 61657, Sunnyvale, CA 94086
CO19741-77 REV. A 2677