


For 1 or 2 Players

DIRECTIONS INSIDE FOR 17 EXCITING
GAME VARIATIONS!

SKEET SHOOT™

GAME INSTRUCTIONS



SKEET SHOOT™

Pull! The trap springs, and the clay pigeon — alive with flight — soars away from you at an unexpected angle. With a fluid motion, you raise your gun to your shoulder as you pivot toward your target. You lead your pigeon, finger on the trigger . . . your mind racing . . . challenged by the speeding target before you. Will your reactions be too slow? Too fast? Or right on course? Suddenly you squeeze the trigger!

THE SET-UP

Skeet Shoot™ is played with one or two players using the Joystick Controllers. Be sure the power is off whenever you insert or remove Skeet Shoot from your video game system.

THE DIFFICULTY SWITCH

Set the Difficulty Switch on the A (up) position to start. With the switch in this position, the clay pigeons travel slower than in the B (down) position.

To provide a handicap advantage for a less experienced player in a two-player game, you may vary the positions of the Difficulty Switch. Simply leave the switch in position A for the inexperienced player, and in position B for player number two.

There are seventeen variations of Skeet Shoot.[™] Select your favorite with the Game Select switch on your console, choosing from any of the variations shown below on our game matrix.

GAME MENU

ONE PLAYER

TWO PLAYERS

GAME NO.	TARGET				SHOOTER				TARGET				SHOOTER			
	L	C	R	V	L	C	R	V	L	C	R	V	L	C	R	V
1				Green				Green								
2*											Green					Green
3			Yellow													Green
4		Blue														Green
5	Pink															Green
6				Green			Yellow									
7											Green			Yellow		
8				Green		Blue										
9											Green		Blue			
10				Green	Pink											
11											Green	Pink				
12	Pink				Pink											
13	Pink					Blue										
14		Blue			Pink											
15		Blue					Yellow									
16			Yellow			Blue										
17			Yellow				Yellow									

25 TARGETS PER GAME

L = Left

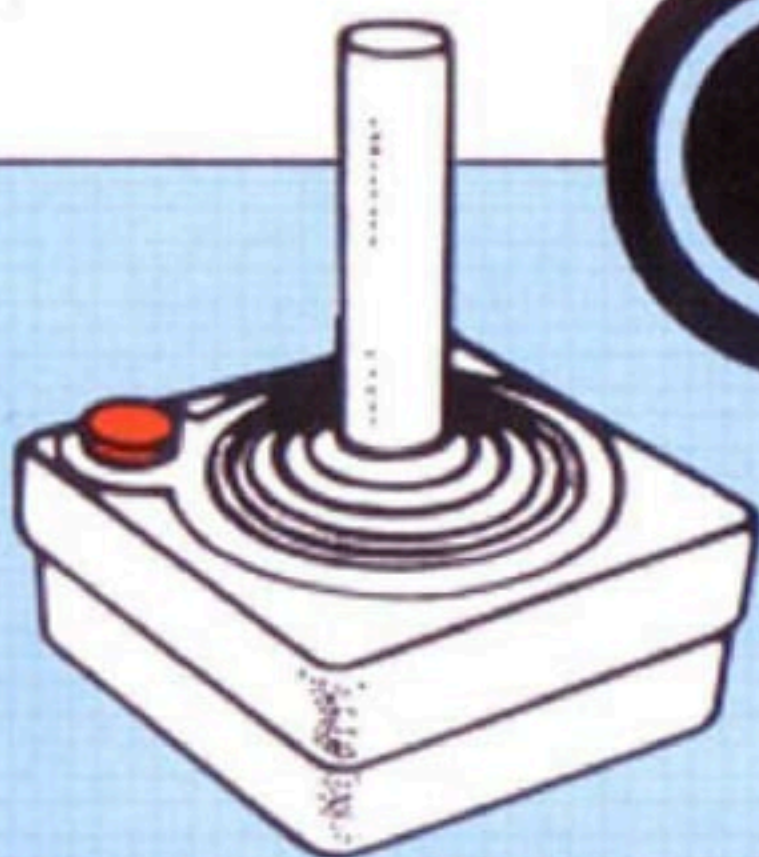
C = Center

R = Right

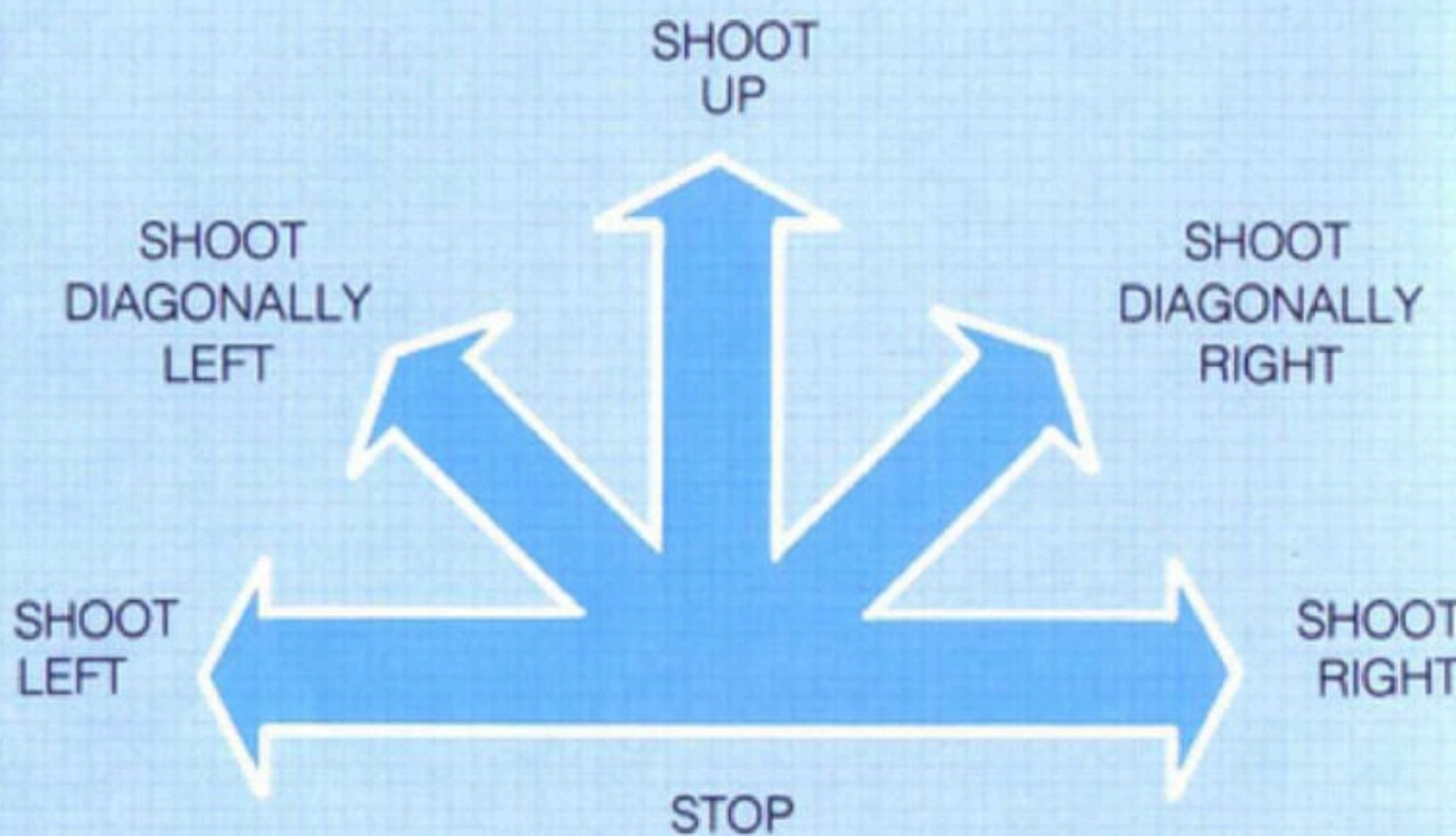
V = Variable (Computer varies target direction or shooter's position.)

* In Game No. 2, the player determines shooter's position and opponent determines target direction.

THE JOYSTICK




ONE-PLAYER GAME Hold your Joystick Controller so that the red "FIRE" button is in the upper lefthand corner. Use this button to release the clay pigeon (press once and release) and to fire your gun (press again and release). Use your Joystick to aim your gun.



Hold your Joystick to the left, and you will shoot to the left. Hold it diagonally left, and you will shoot diagonally left, etc., as illustrated in the diagram above.

CONTROLLER

TWO-PLAYER GAME Except for Game No. 2 all play is the same as that described for the One-Player Game. The only difference is that players take turns in shooting.



GAME NO. 2 (See Game Menu) In this game, there are two variations from the other Two-Player Games:

- 1 . In this variation, the player determines the shooter's position on the screen by holding the Joystick in the position in which he wishes the shooter to appear (left, center or right). In all other Two-Player games, the computer determines the shooter's position.
- 2 . In the second variation, the opponent determines the target direction by holding the Joystick in the position in which he wishes the target to appear (left, center or right). In all other Two-Player Games, the computer determines the target direction.

LIMITED 90 - DAY WARRANTY

Games by Apollo™ warrants to the original consumer purchaser that your Games by Apollo™ unit is free from any defects in material or workmanship for a period of ninety days from the date of purchase. If any such defect is discovered within the warranty period, Games by Apollo™ will repair or replace the unit free of charge on receipt of the unit, with proof of purchase.

Any applicable implied warranties, including warranties of merchantability and fitness, are hereby limited to ninety days from date of purchase. Consequential or incidental damages resulting from a breach of any applicable express or implied warranties are hereby excluded. Some states do not allow limitations on how long implied warranties last and do not allow exclusion of incidental or consequential damages, so the above limitations and exclusions may not apply to you.

This warranty gives you specific legal rights, and you may also have other rights which vary from state to state.

NOTE: All returns must be sent to Games by Apollo,™ 1300 E. Arapaho Road, Richardson, Texas 75081, and NOT to the retail store where the unit was purchased. This warranty does not apply to defects resulting from abuse, alteration, or unreasonable use of the unit.

Write Games by Apollo™ today, and ask us to put your name on our mailing list. Then, as each new Apollo video game becomes available, you'll be among the first to know!

GAMES BY
APOLLO™

1300 E. ARAPAHO ROAD RICHARDSON, TEXAS 75081

©1981 Games by Apollo,
a division of National Career Consultants, Inc.