

# WARLORDS™

ATARI® GAME PROGRAM™ INSTRUCTIONS



**ATARI®**

A Warner Communications Company

**CX2610**

COMPLETE  
GAME PLAY  
INSTRUCTIONS

INTRODUCTION  
*Section 1*

BATTLE OBJECTIVE  
*Section 2*

HELPFUL HINTS  
*Section 6*



**SPECIAL  
FEATURE**

This Game  
Program™  
contains  
additional  
versions for  
young children.

**NOTE:** Always turn the console power switch off when inserting or removing an ATARI® Game Program™ cartridge. This will protect the electronic components and prolong the life of your ATARI Video Computer System™ game.  
Manual, Program and Audiovisual © 1981, ATARI, INC.

## **TABLE OF CONTENTS**

**1. INTRODUCTION 1**

---

**2. BATTLE OBJECTIVE 2**

---

**3. CONSOLE CONTROLS 3**

---

**4. USING THE CONTROLLERS 4**

---

**5. GAME VARIATIONS 5**

---

**6. HELPFUL HINTS 6**

---

**7. GAME SELECT MATRIX 8**

---

# 1. INTRODUCTION



Once long ago in a distant land lived a king named Frederick. He took very good care of his subjects and pretty much let the kingdom run itself. One day King Frederick and his wife, Queen Christina, decided to start a family. To their surprise, Queen Christina soon gave birth to quadruplets. Four healthy sons, all at once. The King and Queen were overwhelmed.

The years passed quickly and Frederick's sons (Dominick, Marcus,

Felipe and Restivo) grew to be strong young men. But they were nothing like their kind and peaceful father. They were just the opposite. The four sons of King Frederick fought constantly over anything and everything. Their fighting was so fierce that even the normally unconcerned Frederick became concerned. Left to his violent and competitive sons, his peaceful kingdom could very well be destroyed after he was gone, or perhaps even sooner.

The solution King Frederick decided upon was drastic, but he knew it had to be. Dominick, Marcus, Felipe and Restivo were banished from their homeland and sent far away to a forbidden land. There they became warlords, dividing their newly acquired territory into four equal sectors, which incidentally, was the first and last thing they ever agreed upon. They then took to building their own castles, after which the battling resumed and never ended. They stopped catapulting fireballs and lightning balls at one another only long enough to rebuild their damaged and war torn castles. After

repairs were made, the fighting always began again with renewed ferocity.

So King Frederick's warlords have been battling for many centuries and now it's up to you to carry on their long-standing feud. Dominick, Marcus, Felipe and Restivo have been locked inside this Game Program™ cartridge. They've stored up enough fireballs and lightning balls so that they'll never run out, and neither will you. They can hardly wait to do battle. So good luck, you're in for some fierce competition.

## 2. BATTLE OBJECTIVE

The object of the battle is to destroy the other three warlords before your warlord is destroyed. Use the Paddle Controller to protect your castle and your warlord. (Your warlord is located inside the castle, as shown in **Figure 1**.) Turn the knob on the controller to move your shield around your castle and block the ball\*. See *Section 4—USING THE CONTROLLERS* for more details on controller use.

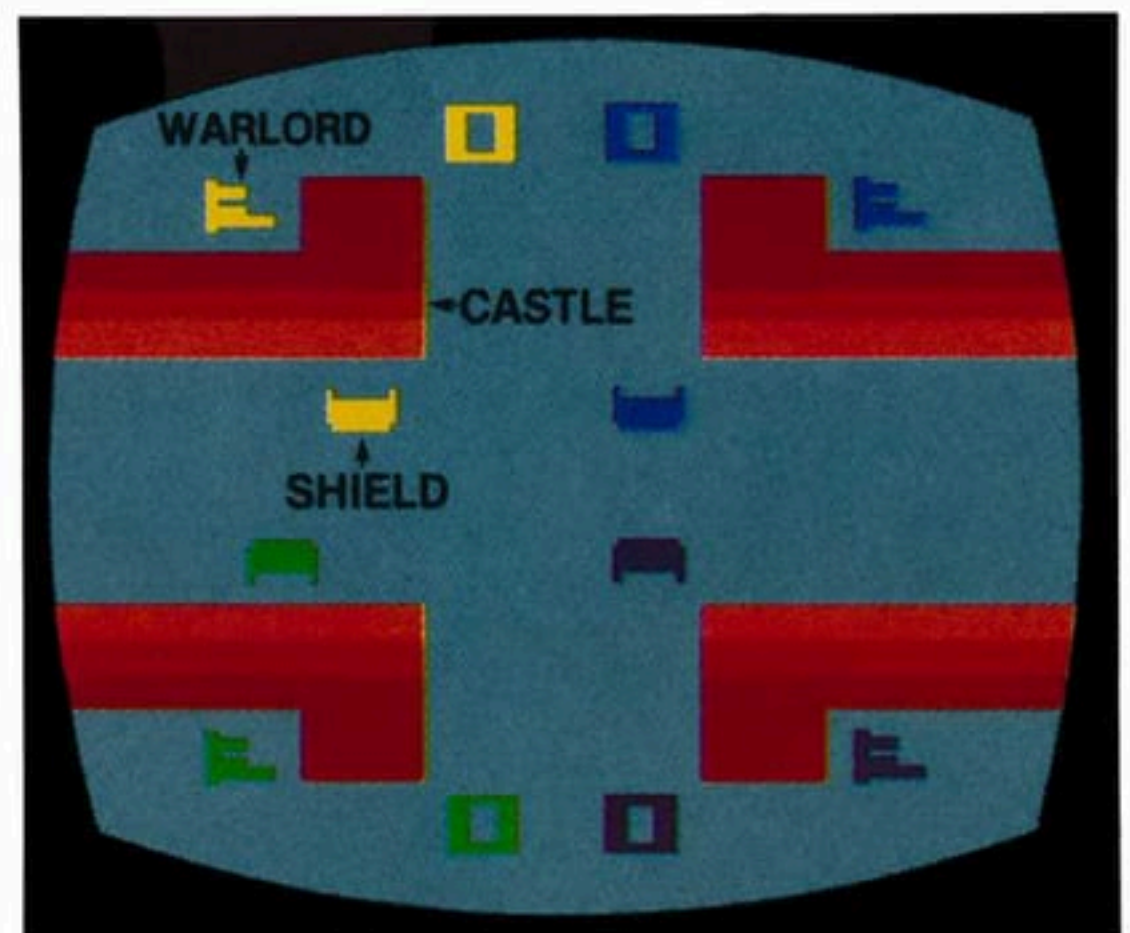


Figure 1



## GAME RESET SWITCH

When you have selected the game number you wish to play, press down the game reset switch to start the game.

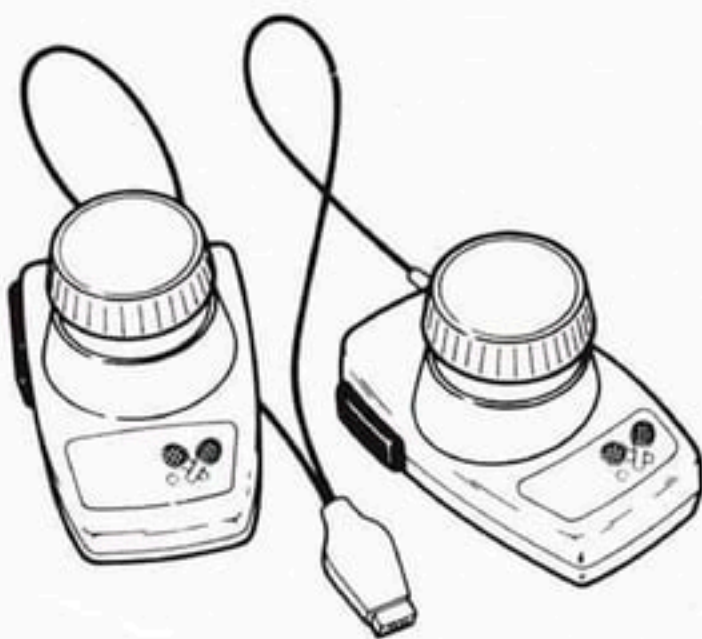
## DIFFICULTY SWITCHES

Not used.

## TV TYPE SWITCH

Set this switch to **color** if you have a color television set. Set it to **b-w** to play the game in black-and-white.

## 4. USING THE CONTROLLERS



Use your Paddle Controllers with this ATARI® Game Program™ cartridge. Be sure the controller cables are firmly plugged into the LEFT CONTROLLER jack at the back of your ATARI Video Computer System™ game. For one or two-player games, use the LEFT CONTROLLER jack. Three or four-player games require an additional set of controllers plugged into the RIGHT CONTROLLER jack.

**NOTE:** If unsure about which shield your controller operates, turn the knob on your Paddle Controller to see which shield moves on the screen.

Hold the controller with the red button to your upper left toward the television screen. See *Section 3 of your Video Computer System Owner's Manual* for further details.


Turn the knob on the controller to move your shield and block the ball. To use the CATCH feature, press and hold the red controller button before the ball makes contact with your shield. Release the button to send the ball back toward your opponents at HIGH SPEED.

Check the **GAME SELECT MATRIX** to see which games feature CATCH.

## 5. GAME VARIATIONS

WARLORDS HAS THREE MAIN VARIATIONS:

- A. **Number of players** — one, two, three, four, or **Doubles**. The **GAME SELECT MATRIX** will show you the number of players for each game. In **Doubles (D)** games, two players control two shields each. The computer operates any unused shields.
- B. **Ball speed** — **fireball/lightening ball**. Depending on the game number you play, the ball speed will either be slow (**fireball**), or fast (**lightning ball**). As noted before, when using the **CATCH** feature, the ball comes off your shield at high speed. Also, when hitting bricks, the darker the wall, the faster the ball will return.
- C. **Shields** — **ricochet/CATCH**. Your shields function either with **ricochet** or **CATCH**. **Ricochet** simply means that the ball rebounds off your shield whenever contact is made. The **CATCH** feature means that the ball sticks to your shield when you hold down the red controller button before contact is made. The ball comes off the shield at high speed when you release the button. Use the **CATCH** feature to aim the ball at your opponents, or to change the pace of the battle.



### CHILDREN'S VERSIONS

**GAMES 21, 22 and 23** are special versions for young children. The game play is slowed down considerably. All three games feature **ricochet** (rather than **CATCH**), and all three have **fireballs** (slow balls). The only difference in the three games is the number of players (4, 3, or 2). Check the **GAME SELECT MATRIX**.


## 6. HELPFUL HINTS

When you first start playing WARLORDS, choose games with slow ball speed (fireball). This will help you get the feel of the game faster. Also, there are certain positions in which the ball always comes off your shield at the same angle, or in the same direction. Learn these positions and use them to your advantage against your opponents.

Don't be too predictable. If you attempt to shoot from the same angle or from the same position too often, your opponents will know what to expect and will nearly always be able to block your shots. Vary your attacks to keep the others off guard.

Study your opponents' weaknesses. You can learn a lot by studying the habits of the enemy. You may find for example, that one of your opponents moves very well in one direction when attempting to block shots, but has trouble moving in the opposite direction. Obviously then, you want to concentrate on the direction he or she has trouble moving to.

Team Competition: You will find that four-player games are terrific because the action is fierce and extremely competitive. You may even want to create teams and battle for the best cumulative score.



## **7. GAME SELECT MATRIX**

### **HOW TO READ THE GAME SELECT MATRIX**

**Numbers of Players:**  
4, 3, 2, 1 or Doubles (D)

**Shields:**  
C = CATCH  
R = ricochet (no CATCH)

**Ball Speed:**  
F = fast (lightening ball)  
S = slow (fireball)



## GAME PROGRAM™ CARTRIDGE LIMITED NINETY DAY WARRANTY

ATARI, INC. ("Atari") warrants to the original consumer purchaser that your ATARI® Game Program cartridge is free from any defects in material or workmanship for a period of ninety days from the date of purchase. If any such defect is discovered within the warranty period, Atari's sole obligation will be to replace the cartridge free of charge on receipt of the cartridge (charges prepaid, if mailed or shipped) with proof of date of purchase at either the retail store where the cartridge was purchased or at one of the ATARI Regional Service Centers listed below:

Atari, Inc.  
1312 Crossman Ave.  
Sunnyvale, CA 94086

Atari, Inc.  
5400 Newport Dr.  
Suite 1  
Rolling Meadows, IL 60008

Atari, Inc.  
43 Belmont Dr.  
Somerset, NJ 08873

Atari, Inc.  
2109 East Division St.  
Arlington, TX 76001

This warranty shall not apply if the cartridge (i) has been misused or shows signs of excessive wear; (ii) has been damaged by being used with any products not supplied by ATARI, or (iii) has been damaged by being serviced or modified by anyone other than an ATARI Regional Service Center.

ANY APPLICABLE IMPLIED WARRANTIES, INCLUDING WARRANTIES OF MERCHANTABILITY AND FITNESS, ARE HEREBY LIMITED TO NINETY DAYS FROM THE DATE OF PURCHASE. CONSEQUENTIAL OR INCIDENTAL DAMAGES RESULTING FROM A BREACH OF ANY APPLICABLE EXPRESS OR IMPLIED WARRANTIES ARE HEREBY EXCLUDED.

Some states do not allow limitations on how long an implied warranty lasts or do not allow the exclusion or limitations of incidental or consequential damages, so the above limitations or exclusions may not apply to you.

This warranty gives you specific legal rights and you may also have other rights which vary from state to state.



A Warner Communications Company 

ATARI, INC., Consumer Division  
P.O. Box 427, Sunnyvale, CA 94086