


ATARI[®] 5200[™]

CENTIPEDE[™]



To insert your 5200 game cartridge, hold the cartridge so the name on the label faces you and reads right-side-up. Then carefully insert the cartridge into the slot in the center of the console. Be sure the cartridge is firmly seated, but do not force it in. The **POWER ON/OFF** switch is located on the lower right side of the 5200 console unit. Press this switch to turn the power on **AFTER** inserting your game cartridge. ***See your Owner's Manual for further information.***



TABLE OF CONTENTS

1. The Enchanted Forest	1
2. Game Play	2
3. Using the 5200™ Controllers	6
4. TRAK-BALL™ Option	7
5. Scoring	8
6. Game Variations	9
7. Helpful Hints	9
8. Score Ledger	10



1. THE ENCHANTED FOREST

One glorious spring day you hike into a dense forest that you've never before explored. As you push deeper into the woods, the trees close up behind you and the forest grows increasingly dark and ominous. You get a creepy feeling and decide to go back. A chill plays up and down your spine when you turn and realize you're lost. You collapse onto a flat rock beneath an enormous spreading tree and try to regain your sense of direction. A grey squirrel chatters at you.

"How do I get out of here?" you sigh out loud. To your amazement, the squirrel speaks!

"Help us and we'll show you the way home," promises the squirrel.

"What?"

"This is an enchanted forest," explains the squirrel. "We peace-loving animals must suffer the hostile attacks of an evil

centipede, a deadly spider, a venomous flea, and a poisonous scorpion. We've waited a long time for a heroic human to enter our realm and release us from the centipede's cruel dominion. Will you help?"

"I guess so. But how?"

The forest rustles as dozens of small animals rally around you. Rabbits, birds, deer, raccoons, muskrats, butterflies—and more creatures than you can name—appear. A bird flies over, releasing three white feathers.

"Catch those," the squirrel instructs.

As you catch the feathers, they transform into three glowing wands.

"Now you can go to battle for us," says the squirrel. "With those magic wands, you can shoot sparks at the centipede. When any section of the centipede is hit, it turns into a powerless mushroom. You can also stun the spider, flea, and



Zap that pest!

scorpion with sparks, and they will disappear for a short time. But, if one of them bites you before you spark it, you lose consciousness and your magic wand is snatched away."

Suddenly, you hear a leaf-shaking shriek and the animals scurry about in a frenzy of terror.

"Look out!" cries the squirrel, "Here comes the centipede!"

2. GAME PLAY

You start the game with three magic wands. Every time you score 12,000 points, you win a bonus wand and musical fanfare exalts your bravery. You can have a total of six magic wands at one time. When you lose your last magic wand, the game ends.



If the centipede, spider, or flea bites you, your wand is snatched away and you become temporarily paralyzed. The game will stop momentarily and all the mushrooms you partially destroyed during the battle are restored. Your points are added to your running score, and the rejuvenated centipede attacks again from the top. You must replay the previous wave until the centipede is totally destroyed. **Figure 1** shows a typical CENTIPEDE battlefield and **Figure 2** shows a two-player game in progress.

OBJECTIVE

Use your magic wands to score as many points as possible. (See Section 5 for information on **SCORING**.) Use strategy and quick thinking to avoid the paralyzing insect bites. The Enchanted Forest is a challenging, but dangerous region. By learning about the dangers that lurk behind every mushroom, you can become a skilled and heroic wand wielder.



Figure 1 - CENTIPEDE Attack Wave



Figure 2 - Two-Player Game



INHABITANTS OF THE ENCHANTED FOREST

CENTIPEDE



Consisting of 12 body segments, the centipede attacks from the top of the screen and winds down toward you. Each time you hit a segment, it becomes a powerless mushroom and the body segment behind that mushroom becomes the head of a new centipede. When you shoot every segment of a centipede, the centipede disappears briefly, then reappears at the top in a new and fiercer attack formation.

The centipede attacks in 12 distinct waves. In Wave 1, the centipede is composed of a head attached to 11 body parts. In Wave 2, it has a head attached to 10 body parts plus a detached head. The Wave 3 centipede is composed of 9 body segments with one head attached and 2 detached heads. The centipede continues to transform a body segment


into a head until Wave 12 when it has 12 independently moving heads. (See *Figure 3*.)



Wave 1 Head Body Segment




Wave 2



Wave 3

Figure 3 - Centipede Attack Formations, Waves 1-3



MAGIC MUSHROOMS



Dotting the forest floor are magic mushrooms. These act like shields for

you and can speed the centipede in its attack. The centipede slides along horizontally in one direction. When it gets to a mushroom or the edge of the screen, it turns down to the next row of mushrooms and continues in the opposite direction. It takes four hits to eliminate an entire mushroom. At the end of each wave, all partially destroyed mushrooms are magically restored to the forest.

SPIDER



In its attempt to distract you from shooting the centipede, the spider

jumps all over the battlefield, eliminating some of the mushrooms it touches. The closer the spider comes, the more points you score when you zap it. (See *Section 5 for more information on SCORING.*)

FLEA



The flea starts bugging you after you shoot away most of the mush-

rooms near you. It drops straight down, creating mushrooms as it falls. You must hit the flea twice to make it disappear.

Warning: After the first shot, the flea drops more than twice as fast!

SCORPION



By the third wave, the scorpion scurries across the middle of the battlefield, poisoning every mushroom it touches. At first it moves slowly, then it moves faster and appears more frequently as the game progresses.

POISONED MUSHROOMS



Poisoned mushrooms are created by the scorpion. These are the same

color as the attacking centipede. When the centipede bumps into a poisoned mushroom, it goes crazy and plunges straight through the field of mushrooms toward you. At the end of a wave, all whole and partially destroyed poisoned mushrooms are transformed back into magic mushrooms.



START

Press **START** to begin the battle. The **START** key is deactivated while a game is in progress and is reactivated after all wands are lost.

RESET

Press **RESET** to return to a display of your current game selection (*Figure 6*). You can then restart that game or select a new variation.

PAUSE

To suspend a turn in progress, press the **PAUSE** key. The action immediately freezes in its present position on the screen. To continue play, press **PAUSE** again.

CONTROLLER ACTION

Move your joystick in the same direction you want to move your magic wand. You can move a



Figure 6 - Player and Game Select Display (Menu)

short distance up the screen as well as to the left and right edges of the screen.

To shoot sparks, press the bottom red buttons on the front right and left sides of the 5200 Controller (see *Figure 4*). You can fire sparks as long as you depress the fire button. Your supply of sparks is unlimited.

4. TRAK-BALL™ OPTION (Future Accessory)

CENTPEDE offers a TRAK-BALL option. A TRAK-BALL may be purchased separately. To play any of the game variations with a TRAK-BALL, plug the TRAK-BALL into jack 1 on the front of your 5200 console. Follow the instructions in Section 3, **USING THE 5200™ CONTROLLERS**, for game and player selection. You do not need a separate TRAK-BALL for each player. Simply trade off

using the TRAK-BALL as each turn comes up. The computer switches between players and keeps score automatically.

NOTE: You cannot use a TRAK-BALL and a 5200 controller together. If you want to switch from one type of controller to the other, plug in the new controller and press **START**. You will restart the game option you last played.

TRAK-BALL ACTION

Move your TRAK-BALL in any direction to move your magic wand in the same direction across the bottom of the screen, or about one-quarter of the way

up the screen. To shoot sparks, press the fire button on the TRAK-BALL. (See your *TRAK-BALL Owner's Manual* for further details.)

5. SCORING

You can score a total of 99,999,999 points before the

score rolls back to zero. Point values are listed below.

	Centipede body segment	10 points
	Centipede head	100 points
	Spider (distant range)	300 points
	Spider (medium range)	600 points
	Spider (close range—look out!)	900 points
	Flea	200 points
	Scorpion	1000 points
	Magic Mushroom (totally eliminated)	1 point
	Magic Mushroom (shot 1 to 3 times)	5 points
	Poison Mushroom (totally eliminated)	1 point
	Poison Mushroom (shot 1 to 3 times)	5 points
	Poison Mushroom (not shot at all)	5 points
	Bonus Wand	every 12,000 points


6. GAME VARIATIONS

CENTPEDE offers three game variations: **EASY PLAY** for beginners and children, **STANDARD PLAY** for intermediate players,

and **HARD PLAY** for advanced players. (See Section 3 for information on how to select the difficulty level of your choice.)

7. HELPFUL HINTS

1. Shoot away mushrooms in a straight line up the screen to create a "corridor." When the centipede reaches this "gap," it will fall straight down the battlefield and can be easily picked off.
2. Since the flea doesn't appear until you have eliminated most of the mushrooms near you, you can set up a shield to prevent this lightning-fast pest from striking. Simply refrain from shooting away mushrooms near your magic wand.
3. Shoot centipede heads to create new heads out of the body segment left behind. Since heads are worth 10 times the point value of body segments, you'll score lots of points.
4. Each creature makes a distinctive sound. By becoming familiar with these sounds, you will know without looking, what is attacking and where it is on the screen.



Date:

Score:

[illegible]



Name:

Date:

Score:

ATARI
PROOF OF PURCHASE

CENTIPEDE™



ATARI SERVICE

FACTORY AUTHORIZED NETWORK

Call toll-free:
(800) 672-1404 (in California)
(800) 538-8543 (Continental U.S.)

ATARI® CENTIPEDE



A Warner Communications Company

ATARI, INC., Consumer Division
P.O. Box 427, Sunnyvale, CA 94086