

Eureka!

A futuristic, metallic, cube-shaped object with sharp edges and a reflective surface is the central focus. It appears to be floating in a dark, blue space. The background features a stylized cityscape with tall buildings and a grid of glowing green lines, suggesting a high-tech or digital environment. The overall aesthetic is reminiscent of a science fiction or mystery novel cover.

BY IAN LIVINGSTONE

250 K of pure mystery

FOREWORD



Ian Livingstone

It was an interesting problem. Design a five part time race Adventure game linked by Arcade action, add a booklet with cryptic clues and dramatic art, offer a £25,000 prize and journey to Hungary to program in secrecy. But now it's done and the race is on. When Archimedes uttered his famous cry in the 3rd century BC, little did he know that many years later, thousands of people would desire the same triumph of discovery. However, when somebody once again yells "I've found it!" the reward will be somewhat greater than an overflowing bath. I wish you all the best of luck in your hunt for the Talisman.

Ian Livingstone

THE STORY OF *Eureka!*

The Temporal Talisman is an ancient artifact found on the Moon by the Apollo XVII mission, but whose existence was a closely guarded secret. The Talisman, a cube of crystal 15" on each side resisted all attempts at analysis until it was subjected to the intense beams of the SHIVA Fusion Project lasers. The Talisman shattered under the beams and each of its corners vanished.

Three of the missing pieces were found several days later – one in Australia, one in Greenland and the last in Outer Mongolia. In each case the pieces were traced by the peculiar radio frequencies they emit – but the other five are still missing. Coincidentally, a series of strong moonquakes have racked the Moon.

Noted physicist, Dr. Abdul Majid, believes that these quakes resulted from the damage to the Talisman and that in time the Moon will disintegrate, sending thousands of massive meteorites crashing into the Earth! This disaster can only be averted by piecing the Talisman back together. Only a few months remain before this happens and the World is destroyed.

Dr. Majid has convinced NASA of this, and that he knows where the missing pieces are. Each piece was catapulted into **Time** and has been traced:

- * One in Prehistoric Europe
- * One in Roman Italy
- * One in Arthurian Britain
- * One in Wartime Germany
- * One in the Modern Caribbean

With the help of an experimental device, The Chonetran, NASA will send you back in time to retrieve the first piece. When this is done, the mixing of force fields **should** catapult the piece to the present whilst you pass through The Void in search of the next piece.

Should you fail to find any piece of the Talisman you may be trapped in that epoch forever!

To complicate matters further, signals from the Talisman detected in the Modern Caribbean have ceased. The British Prime Minister has received a ransom note from Dr. Hugo Von Berg demanding that unless he becomes Emperor of the Earth he will not release the last piece of the Talisman. You must stop him, retrieve the last corner of the Talisman and ring the secret telephone Hotline to the British Prime Minister to say that you have saved the World!

GETTING STARTED

HOW TO PLAY THE ARCADES

A short Arcade game precedes each Adventure and must be attempted. The object of the Arcade game is to collect all the flashing objects and return them to base. You pick up objects and drop them by pressing the 'fire' button on your joystick (for keyboard controls see page 18).

Each time this is done, a flashing exit point appears on the screen. If you wish to leave the Arcade game and go into the Adventure do not press the 'fire' button until you manoeuvre yourself into the flashing exit point. Then press Play on tape again to continue loading without turning off your computer. If you wish to continue the game, then pressing the 'fire' button gives you further objects to pick up. The number of objects to be picked up is shown on the screen.

The Arcade game helps to increase your VIGOUR in the Adventure if you score over 25,000 points. Every 500 points beyond this gives you one extra VIGOUR point up to a maximum of 100. Therefore 50,000 points scored on the Arcade will yield a VIGOUR level of 100. If you leave the Arcade game before this you will have an automatic VIGOUR level of 50 in the Adventure.

Avoid hitting your enemies head-on but catch them from behind, and your energy will increase.

THE ADVENTURES

There are five Adventures in all. The first four can be attempted independently, the fifth only by giving the correct answers to a series of questions about the previous four.

The games, with corresponding chapters in this booklet are:

- One – **Prehistoric Man**, in which you must cross jungles, swamps, deserts and mountains; fight monsters, trade with Neanderthals and, eventually, find and steal the Talisman.
- Two – **The Romans**, in which you might become a galley slave; take part in a Roman orgy; escape from a leper colony and time permitting, grab the Talisman.
- Three – **Arthurian Britain**, in which you will find yourself trying to outwit magicians; avoid jousting, and helping King Arthur and yourself in the quest for the Holy Grail and Talisman.
- Four – **Colditz**, in which you must find the Talisman and escape from this notorious Prisoner Of War camp in Eastern Germany.
- Five – **The Modern Caribbean**, in which you will finally meet your arch rival, the evil Count Hugo Von Berg, who is holding the world to ransom. Can you take the Talisman, ring the secret telephone number and save mankind?

HOW TO PLAY THE ADVENTURES

Your VIGOUR level at any point in the Adventure will determine whether or not it is advisable to fight an opponent. COMBAT occurs frequently in every Adventure. Sometimes you are attacked and must fight or run. At others you may initiate the combat, if you feel confident, by typing HIT or its synonym. You can keep track of your own VIGOUR level but can only guess at your opponents – be careful!!

Weapons or some form of protection will improve your chances of survival during each Adventure so use I or INVENTORY to find out what you are carrying at any time. You may also want to know more about a location before deciding what to do, so type L or LOOK.

In any case, try H or HELP if you really get stuck – it may or may not prove helpful!

Above all else – remember the GOLDEN RULES OF ADVENTURING;

- * ALWAYS MAKE A MAP
- * ALWAYS KNOW WHERE YOU ARE
- * ALWAYS REMEMBER WHERE YOU HAVE BEEN
- * VISIT EVERY LOCATION
- * IGNORE NOTHING

THE RIDDLES AND ILLUSTRATIONS

This booklet contains five chapters corresponding to each Adventure and a sixth which tells you how to find the hidden Eureka! code and telephone number.

Each chapter has a **riddle** and an **illustration**. The clue in the illustration can only be deciphered with the aid of the riddle and Adventure. The clue in the riddle can only be solved with the aid of the illustration and Adventure. The riddle and illustration will help you to complete the Adventure.

Each of the first five chapters will yield clues which are needed in order to complete chapter six and find the solution to Eureka!. A few hints may help:

- * Study **every** chapter of the booklet **before** starting the Adventure since each riddle, illustration and Adventure is interlinked.
- * Ignore absolutely nothing in the riddles or illustrations – but watch out for red herrings.
- * You need not be an expert to solve Eureka!
Just remember:-
 - * Understand what you read.
 - * Look at what you see.
 - * Remember what you've done.

If you think you have the answer – dial the number and give us the secret code – Good Luck!


CHAPTER ONE

PREHISTORIC MAN

Tie the needful Knots that bind,
Present man with ancient kind,
And rescue from a dreadful death,
Evil lizards in rock cleft.

Seek that which in bygone days,
Is the terror of the ways,
Through steaming swamp or arid plain,
Fear its roaring – fear its name.

Fight with every fibre tense,
Though the truth may make no sense,
When even patterns seem unsure,
Despite they hold the head secure,
And smooth the cluttered lines on
furrowed brow.



CHAPTER TWO


ROMAN ITALY

“From two old chariots and nag,
Take eight sandals in a bag,
Add two live chickens then arrange,
To take your winnings for a change.”

Thus, the old witch speaks to you,
As she stirs her dreadful brew,
Amidst the ancient slums of Rome,
In the hovel she calls home.

Another calls in cracked voice harsh,
“Beware the Ides – the Ides of March”
Three times you hear his doom laid cries,
As Rome you see through jaundiced eyes.

Which searching – seek to find what all,
Might expect in splendid, statued hall,
To represent, at least in symbol set,
A reunited searcher and his pet.



CHAPTER THREE

ARTHURIAN BRITAIN


Let nothing in this magic misty maze,
Of mighty heroes clad in honours blaze,
Occasion you to blindly fail to see,
Kindness in disguise – can never be!

Take what is used to make a clip or clop,
However odd the tree that might thus drop,
English versions at this time or place,
Sound effects to help you win the race?

You may observe – indeed I'm sure you will,
Mountains, in a distant landscape – still,
Beneath a blue and somehow empty sky,
Ordained it seems to crumble soon and die.

Like that old man who stands in pointed hat,
Intensely watching – willing that,
Silence, when it comes, will favour white,
Negating thus the doom of coming night.

One lonely ancient wizard priest,
The magic sword's protector at the feast,
The holder of the keys where first and last,
Can sometimes be reversed in ancient tales –
whilst simple minds are trapped in glories past.





CHAPTER FOUR

WARTIME GERMANY

In this fearful, jackboot dominated land,
Of wartime Europe, terrorised by iron hand,
Escape from fortress Colditz – in the night,
Disguised as best you can – in frantic flight.

Avoid, if you would live, that battle zone,
Where manic orders clog the waves
of radio and telephone,
Yet pass with ease through faded canvas top,
Before, in fear and trepidation, you must stop.

Beside the portrait of a very horrid man,
Concealing, you might think, a Talisman,
But really matching, in one small and early part,
The bunker's echoed call – at which you start!



1984 1984 1984 1984 1984 1984 1984 1984 1984 1984 1984 1984

CHAPTER FIVE

THE MODERN CARIBBEAN

You seek him here, you seek him there,
The mad Von Berg seems everywhere,
Until, at last, you find the place,
Where you will meet him – face to face!

To tear from out his evil grasp,
The Talisman which will at last,
Reform The Crystal – save The World,
From the doom of Time unfurled.

Now, deep within this palm clad place,
With weapon aimed Von Berg awaits,
Full knowing he can score the point,
In front or back, in head or joint.

Whilst you must search, in terror trapped,
For coins in Orientals wrapped,
And even precious jewels, like pearls,
Whose radiant settings have saved worlds.

Until, unplanned, you meet the Metachron,
Knowing that in time Von Berg's last bomb,
Will end your quest for Talisman and code,
Should you forget the silver steed you rode.



CHAPTER SIX

Eureka!

Combine the five that you have found,
In such a way that all around,
Will, upon the sighting, cry,
“This is the one – the one to try”.

Follow then your chosen course,
To the riddle’s exact source,
There – find within it’s proper base,
Eureka’s code – it’s hidden place.

And, what you need to find the key,
To break the code and numbers free,
There’s three of each, ignoring one,
That are unique, when all is done.

Which, complimented from the end,
Will fill the blanks that thus attend,
The laying out, as is the norm,
Of what is found in picture form.

To give the numbers which you seek,
To claim at last, if first you speak,
That code which we so wish to hear,
That code which we have buried here!



HELPFUL HINTS FOR HARASSED HEROES

THE ARCADES

These may be played with joystick or keyboard. In case you want to use the keyboard version here are the appropriate commands:-

SPECTRUM 48K

0	Pick-up, Fire, deposit objects or exit
6	Left
7	Right
8	Down
9	Up

COMMODORE 64

Space bar
<
>
Z
A

When you wish to leave the Arcade, do not press Fire before reaching the exit, otherwise you will start again!

Since much of the Eureka! Adventures must be played in "real time", we have provided a comprehensive range of single key functions to reduce keyboard time. These are:-

SPECTRUM 48K

T	Takes specified items at a location, eg T FLINT or T ALL.
R	Repeats previous command eg HIT MAN used in combat.
Q or ?	Repeats description of location or situation.
%	Gives your % completed so far
@	Music on/off
L	Lists all items available at this location (LOOK)
H	Help -
I	Inventory - lists your possessions Vigour - gives current VIGOUR Speed up function if you wish to pass through a location quickly

COMMODORE 64

T
A
Q
P
L
H
I
V
*

Directions may be given by using the first letter of the word eg E = East, W = West, U = Up, D = Down, O = Out etc. Note - you must use IN or Enter rather than an abbreviation.



DOMARK

The Directors of Domark gratefully acknowledge the help of the following in creating the Eureka! phenomenon:

CONCEPT

Dominic Wheatley
Mark Strachan
Stephen Byrne
Ian Livingstone

MARKETING

Mark Strachan
Dominic Wheatley
David Bishop

STORYLINES

Ian Livingstone

RIDDLES

Stephen Byrne
Ian Livingstone

PROGRAMMING TEAM LEADERS

Commodore 64
Andras Csaszar

Spectrum 48K
Donat Kiss

Due to the immense size and complexity of this game it is impossible to guarantee that it will ever be completely error free.

A great deal of time has been spent testing this program to ensure it will behave as described within these instructions.

Do tell us if you have any comments on Eureka!

The worldwide copyright for this booklet and complete program belong to Domark Limited, 228 Munster Road, London SW6, England.

Eureka!

Truly you have found it! The most exciting and innovative combination of an advanced microcomputer epic and perplexing riddles ever devised!

The **objective** of Eureka! is to find the secret code and United Kingdom telephone number hidden in this unique combination of computer Adventures, riddles and illustrations. Clues in the Adventures lead to the riddles; hints in the riddles lead back to the Adventures; both help to find the meaning of the illustrations. Gradually you piece the puzzle together. When it suddenly falls into place – you know the answer – the question is “Are you the first to dial the secret telephone number and quote the secret code”?

Eureka!

IMPORTANT

£25,000 REWARD

■ Each of the Adventures you are about to play contains clues to the mystery code. The answers to the riddles in the accompanying booklet lie within the programmes, and you can decipher the code into a UK telephone number using chapter six in the booklet.

■ Ring that number and answer the question that awaits you on the other end. If you are the first to get it right, **£25,000** is your reward!

■ If nobody manages to find the answer by 31st December 1985, Domark Ltd will share out the prize money equally among all registered purchasers of "Eureka!" who fill in the attached coupon.

■ To find out if the prize has been won or not, ring this **HOTLINE NUMBER 01-460 1115**, at any time – day or night.

COMPETITION RULES

1. This competition is open to any person worldwide.
2. All applications received before 26th October 1984 will be despatched by mail on 31st October 1984. Every application received on or after 26th October 1984 will be despatched within 14 days. Domark Ltd regrets however, that no responsibility can be taken for late deliveries by the Post Office postal services.
3. "Eureka!" is a package including a computer game and booklet of illustrations and verse. Clues to the prize appear in both items and participants must use their skill and judgement to decipher a code which will produce a secret telephone number. The winner of the £25,000 prize will be the first person to activate the answerphone attached to this telephone line. The line has been lodged with an independent Judge at a secret address somewhere in the UK.
4. The £25,000 prize remains the property of Domark Limited until the prize claimant correctly states the code using the secret telephone line, and provides proof of purchase of a genuine "Eureka!" product.
5. The winner's name and county will be published in Popular Computer Weekly, and Computer & Video Games.
6. Full details of how to find the code and secret telephone number and the procedure to be followed if they are discovered are included with the booklet.
7. The competition will remain open until 31st December 1985. In the event of the prize not being claimed, the £25,000 will be shared equally among all purchasers whose name and address for correspondence is duly completed on the special tear-off card supplied with the product and has been received by, "Eureka! 25", Dept 400, 22-24 Clarke Road, Mount Farm, Milton Keynes MK1 1HQ, by that date.
8. Employees and Agents of Domark Limited and their relatives are excluded from entering the competition. The decision of the independent Judge will be final and no correspondence will be entered into.

from



DOMARK

To "Eureka 25" Dept. 400, 22-24 Clarke Road, Mount Farm, Milton Keynes MK1 1HQ
Please register my name and address as below. I understand that in the event of no claim being made for the Eureka! **£25,000** reward by 31st Dec. 1985, I will be entitled to an equal share of that money with all other legitimate purchasers of the product.

(Block capitals please)

Name: _____

Full Address: _____

Post Code: _____

My computer is: _____ Date: _____