


DISCOVERY

"Software that expands mental agility."

THE SCENARIO



YOUR DISCOVERY MISSION

The Starship **Discovery**, carrying a cargo of alien animal specimens, has crashed landed on a remote, inhospitable asteroid. From its crew of four, you alone have survived well enough to survey the damage and return the starship to flight. With the crash impact, twelve fuel crystals have been dislodged and must be replaced. While moving through the many compartments of your complex craft you are met with unexpected challenges. Impeding your mission are the alien creatures which have escaped from their containers and are running loose throughout the ship. Can you collect the crystals and restore the ship to flight without being contaminated by the animal specimens? You will be relying heavily on both your adept skill at joystick control and your intellectual prowess of mastering either mathematical or spelling challenges. You alone will be setting the grade levels of challenge, so make it as difficult as you dare. Soon you will be accepting the **Discovery** challenge over and over, for as you do, your own brain power will be expanding and you will soar into the heavens with the Starship **Discovery**.

TO WIN:

To place your **Discovery** starship back into astral flight and **WIN**, you must find and collect all twelve (12) fuel crystals which have been scattered about the vessel. You must then return with the crystals to the forward compartment where they will be re-inserted into the master control panel. If you can accomplish this task without losing all your strength points, **Discovery** will once again be launched into the heavens with you at the helm, and **VICTORY** will be yours!

MEETING CHALLENGES:


Use your joystick to move about **Discovery's** compartments in search of the fuel crystals. Climb up and down ladders as desired, but keep an eye out for the alien animal specimens which can contaminate you and sap your strength (at a cost of 5 points per encounter). You will be starting out with a total of 20 points of strength. To avoid the aliens you may "jump over" them, as well as the open hatches, by using your joystick button. If you should lose all of your points of strength the game is lost, but there is a way to fight back. For each fuel crystal you collect you will regain one (1) point of lost strength.

You will be faced with other challenges in your quest for the fuel crystals when sliding doors suddenly jut out to block your path. Only by spelling the word requested or solving the mathematical problem presented to you at this point can the barrier be removed.

DISCOVERY

"Software that expands mental agility."

INSTRUCTIONS




LOADING DISCOVERY:

Plug your joystick into port two (2). Load kickstart, and then, at workbench prompt, insert your **Discovery** disk. When your screen fills up with stars, (following the appearance of the Micro-Illusions logo,) turn up and adjust the volume on your monitor or stereo.

OPTIONS:

- When **Discovery's** cast of characters appear on the screen move the joystick left and right to select which one shall represent you, then push your joystick button.



- If you do not wish to see **Discovery's** introductory screen, or listen to the description, you may press the spacebar to skip over these areas.

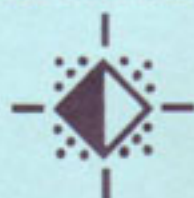
- At Lesson Menu press the letter on your keyboard for your desired selection of the challenge level. (Or if you have an additional data disk, insert it.)

- "M"—toggles music on/off.

- "Q"—ends the game and allows you to quit or make a new selection for level of difficulty.

- HELP key repeats words you are challenged to spell.

FUEL CRYSTALS




Collect 12

ALIEN ANIMAL SPECIMENS



The Veerus



The Meba



The Cellot

microillusions

P.O. Box 3475, Granada Hills, CA 91344
(818) 360-3715

DISCOVERY

MATH VERSION CHALLENGES

In Discovery's Math Version menu, you will have 19 challenge levels to select from... seven with addition problems, seven with subtraction problems, two with multiplication problems, two with division problems and one with mixed problems. Here are some rules to follow in solving these problems and opening Discovery's sliding doors which block your way.

ADDITION — To find the sum work from **right to left**. Add each column of digits separately and enter the correct number under each column. Next, enter the remainder. It will then appear at the top of the column to the left. **Note:** If the remainder is zero it must also be entered and carried over.

SAMPLE: Carrying over a remainder

$$\begin{array}{r} \text{PRESS} \\ \boxed{1} \\ 23 \\ +68 \\ \hline 91 \end{array}$$

SAMPLE: Carrying a zero remainder

$$\begin{array}{r} \text{PRESS} \\ \boxed{9} \\ 21 \\ +68 \\ \hline 89 \end{array}$$

SUBTRACTION: — To find the difference work from **right to left** subtracting one column at a time. If the digit below is larger than the digit on top **press "B" to Borrow** from the column on the left and **enter the remainder** above it. You may then return to the column on the **right** and subtract.

SAMPLE: Borrowing

$$\begin{array}{r} 37 \\ -19 \\ \hline \end{array} \xrightarrow{\text{PRESS B TO BORROW}} \begin{array}{r} \cancel{3}7 \\ -19 \\ \hline \end{array} \xrightarrow{\text{PRESS THE REMAINDER}} \begin{array}{r} 2 \\ \cancel{3}7 \\ -19 \\ \hline \end{array} \xrightarrow{\text{PRESS}} \begin{array}{r} 2 \\ \cancel{3}7 \\ -19 \\ \hline 8 \end{array} \xrightarrow{\text{PRESS}} \begin{array}{r} 2 \\ \cancel{3}7 \\ -19 \\ \hline 18 \end{array}$$

MULTIPLICATION — The challenge of Multiplication 1 (menu selection "O") offers an excellent opportunity to learn one's multiplication tables. **Enter multiple digit answers (products) from left to right followed by return.** In Multiplication 2 (menu selection "P") problems are presented in a horizontal format. You may wish to keep a note pad handy for working these problems out vertically until your multiplication tables have been mastered.

SAMPLE:

$$7 \times 4 = \begin{array}{c} \text{PRESS} \\ \boxed{2} \end{array} \begin{array}{c} \text{PRESS} \\ \boxed{8} \end{array} \begin{array}{c} \text{PRESS} \\ \boxed{\text{RETURN}} \end{array} \quad 7 \times 4 = 28$$

DIVISION — All Division problems are presented in the horizontal format. **Enter multiple digit answers (quotients) from left to right followed by return.** In Division 1 (menu selection "Q") your skill with multiplication tables will be put to the test. With Division 2 (menu selection "R") you may want a note pad at your side for long form calculations.

SAMPLE:

$$963 / 9 = \begin{array}{c} \text{PRESS} \\ \boxed{1} \end{array} \begin{array}{c} \text{PRESS} \\ \boxed{0} \end{array} \begin{array}{c} \text{PRESS} \\ \boxed{7} \end{array} \begin{array}{c} \text{PRESS} \\ \boxed{\text{RETURN}} \end{array} \quad 963 / 9 = 107$$