


**TAITO**™



***GAME PLAY INSTRUCTIONS***

# DISK LOADING INSTRUCTIONS

## Amiga 500 Users

Turn on the computer. When the Workbench symbol appears, insert the game diskette into the internal drive with the label facing up. The game will load automatically.

## Amiga 1000 Users

Turn on the computer. Insert your Kickstart disk. When the Workbench symbol appears, insert the game diskette into the internal drive with the label facing up. The game will load automatically.

# CONTROLS

**\* IMPORTANT \* Make sure the joysticks are plugged into the appropriate ports before starting the game.**

The game is controlled by using joysticks.

Player One uses Port 2; Player Two uses Port 1.

Player One is **BUB** (the green brontosaur).

Player Two is **BOB** (the blue brontosaur).

Press **1** for a one player game; press **2** for a two player game.

Pressing the **FIRE BUTTON** on either joystick automatically starts a one or two player game.

## During game play:

Move BUB and BOB left/right/up with the joystick.

Blow bubbles by pressing the fire button.

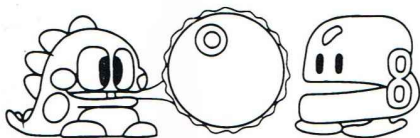
Keeping the joystick pushed up allows you to ride bubbles.

Press **F1** to pause the game; press **F1** again to resume play.


Press **F10** to restart the game.

## How to Burst Beasties:


1) Blow bubbles



2) Box up beasties, then...








3) Burst them!










# SCORING

## A Burst the Bubbles

By bursting bubbles containing Fire, Thunder, and Water, you can quickly burst the beasts. Fire, Thunder, and Water flow in the direction you are moving.




				
10	100	100	100	1000

## B Bonuses for Bursting Beasties

						
500	1000	2000	4000	8000	16000	40000







## C Timing Targets

Be on the lookout for these valuable targets!

		
5000	6000	7000

## D Magic Targets

Magic targets mysteriously appear. Catch them and power up!

					
BUBBLE UP	SPEED UP	EXPLODING BOMB	CHANCE	POWER CROSS	RING of FIRE

*It's best to destroy several enemies at the same time.  
Can you reach stage 100?*

# EXTEND

Spell the word **EXTEND**; you move to the next level and receive an extra life.

## Continue Option


Press the fire button on either joystick to continue the game when you lose your last life.

## High Score Screen

Enter your initials by moving the joystick left or right, and pressing the fire button.

## Meet the Stars of Bubble Bobble

Take the time to know the personalities of each character. Your game will improve as you do. There are other beasts in the game. Can you find them?



Bob




Stoner



Baron von Blubba



Willy Whistle




Super Socket



Beluga




Coiley




Bub



Hullaballoon



Grumple Grommit



Bubble Buster



Incendo

## HINTS AND TIPS

- Grab every magic bonus that appears; they'll help you to beat the beasties.
- Bursting a water bubble knocks out many beasties. It's also a great way to escape.
- Beasties can escape from the bubbles. Watch out! They're going to be very angry! Never get in front of Grumple Grommit.
- Air currents move the bubbles around; plan your shots well.

***IF YOU TAKE TOO MUCH TIME,  
YOU'RE NO MATCH FOR  
BARON VON BLUBBA***