




Roulette



All the casino action of Monte Carlo!
Place your bets and try to break the bank!
(For 2 or more players.)

<p>SET UP</p>	
	<ol style="list-style-type: none"> 1. Insert Game Card #6 in Master Control Unit. 2. Place the ROULETTE overlay on the screen.
 <p>WHITE RED BLUE</p>	<ol style="list-style-type: none"> 3. The players divide the chips, and each player receives \$1000.00 of paper money. White Chips = \$5.00 Red Chips = \$10.00 Blue Chips = \$50.00
 <p>PLAY MONEY</p>	<p>One player is the BANKER and retains custody of the balance of the cash.</p>

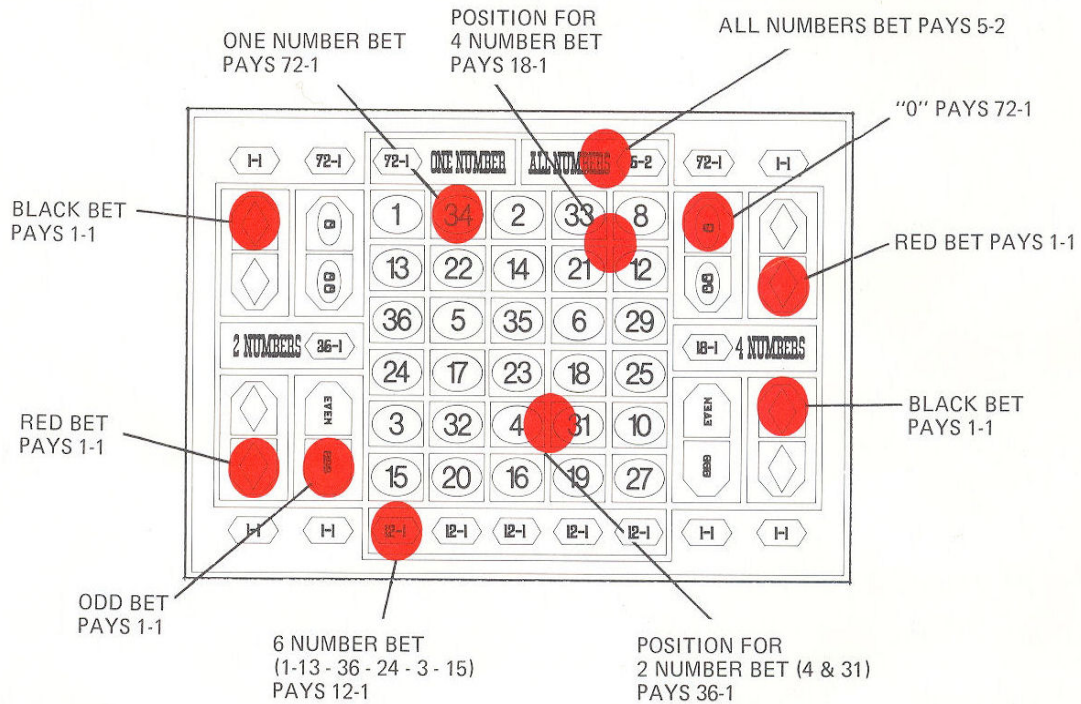
HOW TO PLACE BETS

The players make their bets by placing their chips on the Roulette Layout Board (see below). Several kinds of bets are possible and the odds are indicated on the Roulette Layout.

- To make a one number bet, cover the entire number with a chip.
- To make a two number bet, position a chip so that it falls between two numbers.
- To make a four number bet, position a chip so that it covers the corners of the four numbers.
- To make a six number bet, position a chip at the end of a row of numbers, as shown in the illustration.

You may bet on red and black, and odd or even, and 0 and 00.

The illustration below shows the proper chip placement for the various bets.



HOW TO PLAY

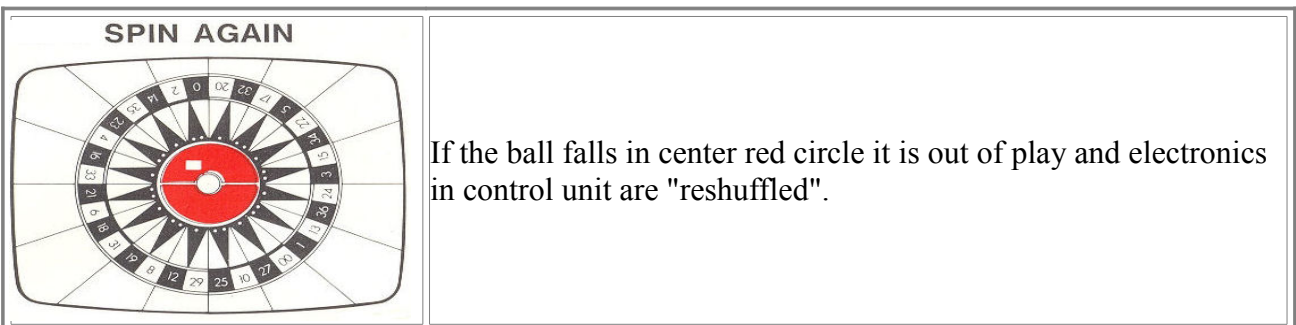
Only the Player Control #2 is used to play Roulette. First, its electronics are "shuffled"; the BANKER depresses the RESET Button and offers the VERTICAL or HORIZONTAL Control to any one of the players, who randomly turns that particular control with his eyes closed. The same procedure is followed for the remaining control (horizontal or vertical).

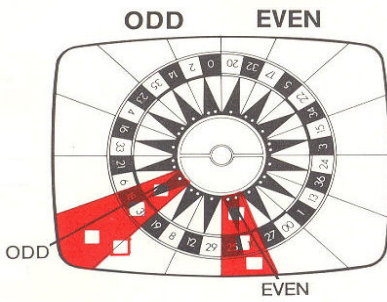
The BANKER may present the control in any position (Right-side-up, on its side, upside-down). It is important that the dial setting be random.

The BANKER then releases the RESET Button and lets the ball fall into place on the wheel. If the ball does not appear on the Roulette Game Overlay, the BANKER has the electronics "reshuffled". If the ball falls on "0" or "00" the house wins *all* one-to-one bets.

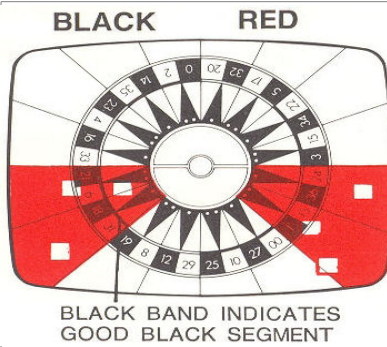
Good Luck!

The following illustrations show some of the combinations which would win the bets on the Roulette Layout.





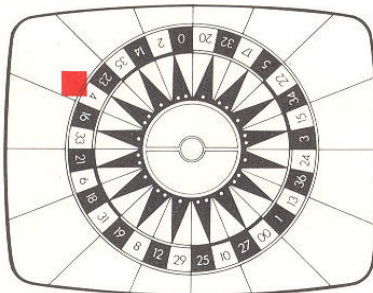
Alternating single and double dots appear on the yellow points of the roulette wheel. These indicate odd and even areas. A ball landing in any of the locations indicated in the illustration would win.



The outcome of the Black/Red bet is determined by the color of the segment in which the ball falls.

Illustration showing winning bets

for.. Even and Red Bets

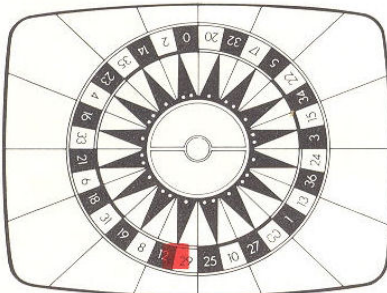


Any one number, two number, four number, six number, or all number bets which included number 4 is a winner.
The even bet wins.
The red bet wins.

Illustration showing winning bets

for...Two Number Bets

NUMBER BETS ARE 12 & 29



If a ball falls between two numbers, both numbers win. In this illustration, numbers 12 and 29 win.