



MORTAL KOMBAT II

MIDWAY

Acclaim

NOTHING, NOTHING CAN PREPARE YOU!

500 years ago, the shapeshifter Shang Tsung was banished from the Outworld to the Mother Realm (Earth) for his crimes. There, with the aid of his pupil Goro, a hideous half-human dragon, he was to atone for his crimes by unbalancing the furies of the realm, allowing his master Shao Kahn and his minions to enter the dominion and rule forever.

He was defeated.

He returned to the Outworld a failure, facing execution at the hands of Shao Kahn, supreme ruler of the Outworld, the Astral Planes of Shokan and the surrounding kingdoms. With the apparent death of Goro, his fate seemed sealed. But Tsung told Kahn of his plan for revenge, a plot so evil and twisted even Kahn was persuaded to grant him one final opportunity to redeem himself. He cleverly lured his adversaries to the bizarre Outworld where they would face a new challenge—a tournament hosted by Shao Kahn himself.

Today, the Tournament Begins... Again!

LET THE TOURNAMENT BEGIN!

System requirements:

- Minimum 386DX/33PC; designed for 486 or higher
- CD-ROM or 3.5" HD drive (depending on format purchased)
- VGA Graphics Card (640 x 480, 256 colors)
- MS-DOS 5.0 or higher
- 4MB RAM (8MB recommended)
- 20MB of free hard disk space
- Gamepad recommended
- Supports Sound Blaster and 100% compatible sound cards, Sound Blaster AWE 32, Gravis Ultrasound, Roland SCC-1 and LAPC-1



INSTALLATION:

Note: Mortal Kombat® II cannot be played directly from the CD ROM (or 3.5" disks), and so must be installed to your hard disk.

•Turn on your computer. Insert the Mortal Kombat® II CD-ROM disc (or disk 1 from your 3.5" disk set) into your CD-ROM (or floppy) drive.

•At the DOS prompt (C:), type the letter corresponding to your CD-ROM drive (or 3.5" floppy drive) on your computer, followed by a colon (:), then press the ENTER key. Most CD-ROM drives are either D: or E:, while most 3.5" floppy drives are either A: or B:.

•At the D: or E: (or A: or B:) prompt, type INSTALL [Enter].

•The Mortal Kombat® II Installation Program will run. Follow the on-screen prompts to install Mortal Kombat® II to your hard disk drive.

•To run Mortal Kombat® II once it is installed on your hard disk, ensure that you are in the MK2 directory, then type 'MK2' [Enter] at the 'C:\MK2>' prompt.

STARTING MORTAL KOMBAT® II

Pressing the F1 key begins a one-player battle for the title of Grand Champion. First, however, a fighter must be selected. The warrior selection screen has pictures of all the warriors available to a player.

To select a warrior, move the colored frame onto a warrior using either the keyboard or the joystick. When your choice is framed, press any attack key or button to select your warrior.

Should a second player desire to join the tournament, he or she may do so at any time by pressing the F2 key. This will then return both players to the "Choose Your Fighter" screen where they again must choose their warriors. Both players may choose the same warrior. When this happens, the two will be distinguished by color. The players will then battle one another with the winner continuing onward in the tournament, and the loser's game ending.

MORTAL OPTIONS

You can alter the Mortal Kombat® II environment to suit your taste or equipment. Press the F10 key before you begin game play to call up the Options Screen. Nine options are presented. Press the UP or DOWN arrow (cursor) keys to move the highlight to the desired option. Press the LEFT or RIGHT arrow (cursor) keys to alter the highlighted option.

CONTROL 1 For Player One, choose between KEYBOARD, 4 BUTTON JOYSTICK, 2 BUTTON JOYSTICK and KEYBOARD AND JOYSTICK.

CONTROL 2 For Player Two, choose between KEYBOARD, 4 BUTTON JOYSTICK, 2 BUTTON JOYSTICK and KEYBOARD AND JOYSTICK.

DIFFICULTY Choose between VERY EASY, EASY, MEDIUM, HARD and VERY HARD play levels.

SOUND. Hier stehen Dir NO SOUND (kein Sound), ROLAND SCC-1, ROLAND LAPC-1, GRAVIS ULTRASOUND, SOUNDBLASTER und SOUNDBLASTER AWE-32 zur Wahl.

DETAIL This option allows you to optimize game play for your particular system configuration. Choose between LOW (386), MEDIUM (486) and HIGH (Local Bus 486). The default setting is LOW (386). If you have a 486-based system or higher, you will want to set your detail setting accordingly.

PLAYER 1 KEYS Player One may use this option to redefine play control keys from the default settings. When this option is highlighted, press the ENTER key. A new screen will appear. When you are prompted to, press the key you wish to perform the given function. You cannot use the same key twice. When you are through setting your keys, you will be returned to the options screen.

PLAYER 2 KEYS Player Two may use this option to redefine play control keys from the default settings. When this option is highlighted, press the ENTER key. A new screen will appear. When you are prompted to, press the key you wish to perform the



CONTROL 2: KEYBOARD
DIFFICULTY: VERY EASY
SOUND: NO SOUND
DETAIL: MEDIUM
PLAYER 1 KEYS
PLAYER 2 KEYS
EXIT & SAVE
CANCEL

given function. You cannot use the same key twice, nor any key already selected or used by Player One. When you are through setting your keys, you will be returned to the options screen.

EXIT AND SAVE Use this option to save your option settings and return to the Title Screen. Press the ENTER key to do so. CANCEL To escape from the options screen without saving any changes, press the ENTER key to return to the Title Screen.

RULES OF THE OUTWORLD

While the kombatants in the original Shaolin Tournament for Martial Arts wagered their very lives upon their skills, in Shao Kahn's Outworld tournament, they wager much more!!!

The Outworld tournament first tests a warrior's fighting skill by pitting him against each of the formidable Earth warriors. In all Mortal Kombat® battles, meters in the upper-left and upper-right corners of the screen measure the health of the warriors.

The meters begin each round completely green, but each time a warrior is hit, an amount of red signifying the degree of injury is added to his meter. When a warrior's bar becomes completely red, he is knocked out and the round goes to his opponent.

Should time run out before either kombatant is knocked out, the warrior with less injury is declared the victor. The first warrior to win two rounds takes the match and moves on to his next opponent.

NOTE: if five rounds pass without a match winner, both kombatants will be disqualified from the tournament.

Once a warrior has defeated the other kombatants in the tournament, he then takes on the first of his Outworld hosts, the demon Shang Tsung. His youth restored by his master Shao Kahn, Tsung possesses both powerful magic and considerable physical skill.

Should a warrior defeat Tsung, his next opponent is the massive Kintaro. Kintaro is of the same race of half-human dragons which spawned Goro. Enraged at his comrade's death at the hands of a mere mortal, Kintaro sought entrance to the tournament to seek revenge. Shao Kahn granted him this privilege in exchange for his servitude.

Defeating Kintaro proves a warrior worthy of meeting Shao Kahn, supreme ruler of the Outworld, in battle. Defeat him to end his rule and become the Supreme Warrior in the Outworld realm!



THE ART OF KOMBAT:

The art of Kombat is as it has been for thousands of years. A wise warrior will begin his training with the art of defense. Far more valuable than learning how to inflict blows is learning how to avoid or deflect them, for an opponent who attacks is an opponent who is vulnerable to attack. Once defense has been mastered, a warrior can begin to learn the fundamental offensive moves—the punches and kicks. In combination with strong defensive tactics, these moves are enough to defeat most foes.

MORTAL KONTROLS

Mortal Kombat® II is for one or two players. A single player fighting computer-controlled opponents can use the keyboard, a two or four button joystick, or a combination of a two button joystick (for movement) and the keyboard (for Punches, Kicks and Block).

KEYBOARD CONTROLS

The functions of the keyboard controls are redefinable. The following are the default keys for an American keyboard:

PLAYER ONE

•Press the F1 key to begin play at any time.

PLAYER TWO

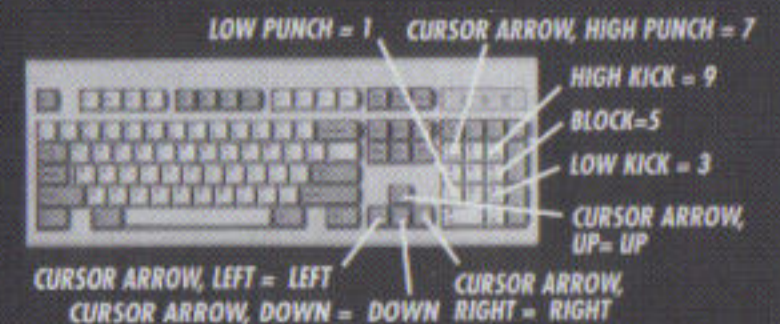
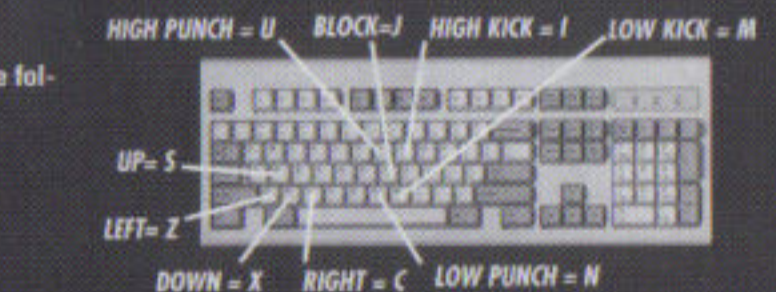
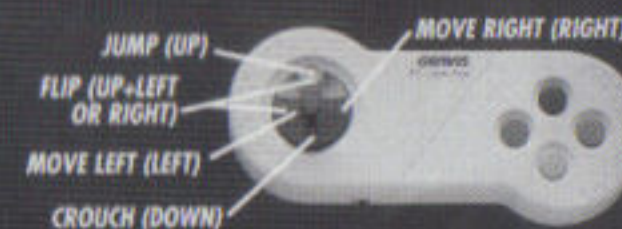
A combination of cursor (arrow) keys and the keypad.

•Press the F2 key to begin play at any time.

BASIC KEYBOARD MOVES

- TO MOVE FORWARD OR BACK: Press the designated LEFT OR RIGHT KEYS
- TO CROUCH: Press the designated DOWN key
- TO JUMP: Press the designated UP Key
- TO FLIP FORWARD OR BACK: Press the designated UP + LEFT or RIGHT keys.

FOUR-BUTTON JOYSTICK CONTROL



MORTAL MOVES

NOTE: Many Mortal Kombat® II moves use the designation AWAY or TOWARDS. AWAY refers to the direction AWAY FROM YOUR OPPONENT. TOWARDS refers to the direction OF YOUR OPPONENT.

THE ADVANCED MOVES:

The advanced moves use the basic moves as building blocks to form powerful maneuvers. Although they do more damage, they are also more difficult to execute, leaving the unwary vulnerable to an opponent's basic moves. The advanced moves are as follows:

- To UPPERCUT: Press CROUCH + HIGH PUNCH only
- To FOOT SWEEP: Press AWAY + LOW KICK
- To ROUNDHOUSE: Press AWAY + HIGH KICK
- To execute a FLYING PUNCH: JUMP or FLIP + LOW or HIGH PUNCH
- To execute a FLYING KICK: JUMP or FLIP + LOW or HIGH KICK



SPECIAL MOVES:

While being a master of Kombat may be enough to win any Earth contest, winning a contest in the hostile Outworld requires more of a warrior. In preparation for this tournament, every warrior has perfected several special moves. These moves often draw upon spiritual or supernatural energies, extreme physical conditioning, or mutant abilities for their effectiveness, and can be especially potent, often devastating an opponent.

KOMBAT OPTIONS:

TO PUT A HOLD ON THE KOMBAT:

- Press the Alt-P key to pause the action. Press Alt-P again to resume play.
- Press the Esc key while the action is paused to quit to the Start Screen.
- Press the Alt-M key to turn the Music On or Off during play.
- Press the Alt-S key to turn the Sound Effects On or Off during play.
- Press and hold the Alt key then press the Q key at any time to quit to DOS.

WARRIOR WISDOM:

- Patience is a warrior's greatest ally. Wait for your opponent to attack, then counterattack him when he is most vulnerable.
- Timing is crucial to landing many moves. Practice often to learn timing secrets.
- With practice, combinations of moves can be learned which allow a warrior to hit his opponent several times before he has an opportunity to defend himself, making them an invaluable tool.
- Every warrior has different strengths and weaknesses in terms of speed and movement. Discovering these styles allows you to both use them better and combat them better.

WARRIOR PROFILES

LIU KANG™



After winning back the Shaolin Tournament from Shang Tsung's twisted clutches and returning him to the Outworld in disgrace, Liu Kang returned to his temples. He discovered his sacred home in ruins and his Shaolin brothers lost in a vicious battle with a horde of Outworld warriors, a parting salvo from Tsung and his minions. Now he travels into the dark realm to seek revenge...

SPECIAL MOVES:

- Standard Fireball: Towards, Towards + Punch
- Crouching Fireball: Towards, Towards, Punch
- Flying Kick: Towards, Towards, High Kick
- Bicycle Kick: Hold Low Kick for 5 seconds then release




KUNG LAO™



A former Shaolin monk and member of the White Lotus Society, Kung Lao is the last descendant of the great Kung Lao who was defeated by Goro 500 years ago, allowing the tournament to fall into Shang Tsung's evil hands. Realizing the danger the Outworld menace poses to all Earth, he joins Liu Kang in entering Shao Kahn's contest.

SPECIAL MOVES:

- Teleport: Down, Up
- Hat Throw: Away, Towards + Punch
- Bullet Kick: Down + High Kick at the peak of any jump
- Whirlwind Spin: Up, Up, Low Kick (Keep tapping Low Kick to keep spinning)



JOHNNY CAGE™



The world was shocked when martial arts movie star Johnny Cage disappeared from the set of his latest film. But in truth, he was following his former ally Liu Kang into the Outworld where he plans to compete in a twisted tournament in which lies the balance of Earth's existence - as well as a script for another blockbuster movie.

SPECIAL MOVES:

- Green Flame (Low): Away to Towards + Punch
- Green Flame (High): Towards to Away + Punch
- Shadow Kick: Away, Towards, Low Kick
- Shadow Uppercut: Away, Down, Away + Punch
- Low Blow: High Kick + Low Kick



REPTILE™



Shang Tsung's personal protector, Reptile, lurks in the shadows stopping all those who would do his master harm. His human form is believed to disguise a horrific reptilian creature whose race was thought extinct millions of years ago. He enters the contest hoping to defeat all and protect his master.

SPECIAL MOVES:

- Acid Spit: Towards, Towards + Punch
- Force Ball: Away, Away, Punch
- Invisible: Hold Block, Up, Up, Down, release Block, Punch
- Slide: Away + High Kick + Low Kick



SUB ZERO™



Thought to have been vanquished in the Shaolin Tournament, Sub Zero mysteriously returns. It is believed this secretive member of the Lin Kuei, a legendary clan of Chinese "ninjas", has traveled into the Outworld to again attempt an assassination of Shang Tsung. To do so, he must fight his way through Shao Kahn's tournament.

SPECIAL MOVES:

- Deep Freeze: Down to Towards + Punch
- Ground Freeze: Down to Away + Low Kick
- Slide: Away + High Kick + Low Kick



SHANG TSUNG™



After losing control of the Shaolin Tournament and returning to the Outworld in disgrace, the shapeshifter Shang Tsung promised his ruler, Shao Kahn, that he could still unbalance the furies and allow Kahn to take over the Earth. His plan was to lure the Earth warriors to compete in the Outworld, and then, win or lose, never to let them return. Convinced of this plan, Shao Kahn restored Tsung's youth.

SPECIAL MOVES:

- Flaming Skulls: Away, Away + Punch (One)
- Away, Away, Towards + Punch (Two)
- Away, Away, Towards, Towards + Punch (Three)
- Morphis: Liu Kang: Away, Away, Towards, Towards, Block
- Kung Lao: Away, Down, Away, High Kick
- Johnny Cage: Away, Away, Down, Punch
- Reptile: Down, Up, Down + Punch
- Sub Zero: Towards, Down, Towards, Punch
- Kitana: Block, Block, Block
- Jax: Down, Towards, Away, High Kick
- Mileena: Hold Low Kick for 2 seconds then release
- Baraka: Down, Down, Low Kick
- Scorpion: Up, Up
- Rayden: Down, Away, Towards, Low Kick



KITANA™



Kitana's beauty hides her savage role as a personal assassin for Shao Kahn. Seen talking to an Earth realm warrior, her motives have come under suspicion by her twin sister Mileena, but only Kitana knows her own true intentions.

SPECIAL MOVES:

- Fan Swipe: Away + Punch
- Fan Throw: Towards, Towards, Punch
- Fan Lift: Away, Away, Away + Punch
- Squarewave: Towards, Down, Away + Punch



JAX™



Major Jackson Briggs was leader of the U.S. Special Forces unit of which Lt. Sonya Blade was a member. After receiving a signal from Lt. Blade, Jax embarks on a rescue mission, hoping to retrieve both Sonya and the elusive Kano, wanted criminal and leader of the Black Dragon organization. Sonya's trail leads him into the ghastly Outworld, where he believes both Sonya and Kano to be held prisoner.



SPECIAL MOVES:

Ground Pound: Hold Low Kick for 3 seconds, then release
 Grab: Towards, Towards, Punch
 Super Slam: Tap Punch during Throw maneuver
 Sonic Wave: Half circle, Towards to Away, High Kick
 Backbreaker: Block, while in air with opponent

MILEENA™



Serving as an assassin along with her twin sister Kitana, Mileena's dazzling appearance conceals her hideous intentions. At Shao Kahn's request, she is asked to watch for her twin's suspected dissension and must put a stop to it at any cost.

SPECIAL MOVES:

Teleport Kick: Towards, Towards, Low Kick
 Roll Attack: Away, Away, Down, High Kick
 Sai Throw: Hold Low Kick for 2 seconds then release



BARAKA™



Baraka led the attack against Liu Kang's Shaolin temple. He belongs to a nomadic race of mutants living in the wastelands of the Outworld. His fighting skills and dreaded Blade Fury gained the attention of Shao Kahn who then recruited him into his army of destruction.

SPECIAL MOVES:

Blade Swipe: Away + Punch
 Blade Spark: Down to Away + Punch
 Blade Fury: Away, Away, Away, Punch
 Double Kick: Tap High Kick 2 times when close to your opponent



SCORPION™



This reincarnated specter is back after learning of Sub Zero's return. He again stalks the ninja warrior, following him into the dark realm of the Outworld where he continues his personal mission — to avenge the loss of his family at the hands of the Lin Kuei clan.

Special Moves:

Spear: Away, Away, Punch
 Decoy: Down to Away + Punch
 Scissor Takedown: Towards to Away, Low Kick
 Air Throw: Block, while in air with opponent




RAYDEN™



Watching events unfold from high above, the mystic Rayden realizes the grim intentions of Shao Kahn. After warning the remaining warriors from the Shaolin Tournament, Rayden soon disappears. He is believed to have ventured into the Outworld alone.

Special Moves:


Lightening Bolt: Down to Towards + Punch
 Flying Thunderbolt: Away, Away, Towards
 Teleport: Down, Up
 Shock: Hold Punch for 3 seconds, then release when next to a standing opponent (In two player mode only!)



KINTARO™



With Goro missing, Kintaro steps up to take his place as supreme ruler of Shao Kahn's armies. Stronger and more agile than his predecessor he is enraged by Goro's defeat. Kintaro vows to take revenge on the Earth warriors responsible.



SHAO KAHN™



The supreme ruler of the Outworld, Shao Kahn governs the Astral Planes of Shokan and all surrounding kingdoms. Five hundred years ago he banished the shapeshifter Shang Tsung into the Mother Realm (Earth) to pay for his crimes. Shang Tsung was to unbalance the furies and create a weakness in Earth's dimensional gates. This weakness in the gates would allow Kahn and his minions to forever walk the Earth and plague its inhabitants to a dark and chaotic existence. Only then would Shang Tsung be cleared of his offense and the curse be lifted.



LIMITED WARRANTY

ACCLAIM warrants to the original purchaser of this ACCLAIM product that the medium on which the computer program is recorded is free from defects in materials and workmanship for a period of ninety (90) days from the date of purchase. This ACCLAIM software is sold "as is", without express or implied warranty of any kind, and ACCLAIM is not liable for any losses or damages of any kind resulting from the use of this program. ACCLAIM agrees for a period of ninety (90) days to either repair or replace, at its option, free of charge, any ACCLAIM software product, postage paid, with proof of date of purchase, at its Customer Service Centre.

Replacement of the cartridge, free of charge to the original purchaser is the full extent of our liability, please mail to

ACCLAIM DISTRIBUTED BY ACCLAIM ENTERTAINMENT LTD.,

Moreau House, 112-120 Brompton Rd., Knightsbridge, London SW3 1JJ, England.

Please allow 28 days from despatch for return of your cartridge.

This warranty is not applicable to normal wear and tear. This warranty shall not be applicable and shall be void of the defect in the ACCLAIM software product has arisen through abuse, unreasonable use, mistreatment or neglect. THIS WARRANTY IS IN LIEU OF ALL OTHER WARRANTIES AND NO OTHER REPRESENTATIONS OR CLAIMS OF ANY NATURE SHALL BE BINDING OR OBLIGATED, ACCLAIM ENTERTAINMENT LTD, ANY IMPLIED WARRANTIES APPLICABLE TO THIS SOFTWARE PRODUCT, INCLUDING WARRANTIES OF MERCHANTABILITY AND FITNESS FOR A PARTICULAR PURPOSE, ARE LIMITED TO THE NINETY (90) DAY PERIOD DESCRIBED ABOVE. IN NO EVENT WILL ACCLAIM BE LIABLE FOR ANY SPECIAL, INCIDENTAL OR CONSEQUENTIAL DAMAGES RESULTING FROM POSSESSION, USE OR MALFUNCTION OF THIS ACCLAIM PRODUCT. THIS IN NO WAY AFFECTS YOUR STATUTORY RIGHTS.

This computer program and its associated documentation and materials are protected by both National and International copyright law. Storage in a retrieval system, reproduction, translation, hiring, lending, broadcasting and public performances are prohibited without express written permission of ACCLAIM.

MORTAL KOMBAT® II is a Trademark of and Licensed from Midway® Manufacturing Company © 1993 All Rights Reserved - Used by Permission.

Acclaim Entertainment, is a registered trademark of Acclaim Entertainment. ® & © 1995 Acclaim Entertainment. All rights reserved.

ACCLAIM. Distributed by Acclaim Entertainment Ltd.,

Moreau House, 112-120 Brompton Rd., Knightsbridge, London SW3 1JJ, England.

This product is exempt from classification under U.K. Law.

In accordance with The Video Standards Council Code of Practice it is considered suitable for viewing by the age range(s) indicated.

DISTRIBUTED BY ACCLAIM ENTERTAINMENT LTD.,
Moreau House, 112-120 Brompton Rd, Knightsbridge, London SW3 1JJ, England

DISTRIBUÉ PAR ACCLAIM ENTERTAINMENT S.A.,
12/14 Rond Point des Champs Elysees, 75008 Paris, France