


COLORADO



Silmarils

COLORADO

CONTROL PANEL



Object

Take Powder Life
Leave

Icons: You can only have up to 6 objects at a time. By pressing the buttons corresponding (buttons from F1 to F6), you can directly use the objects.

This allows you to:

- choose your weapon (gun, axe or dagger)
- drink a potion (regain life)
- refill your powder (regain powder level)
- display a scroll (by pressing to read)
- use specific object (powder barrel, silver bullet)

To drop an object: Press F7 then choose the object your want to drop.

<ESC>: To leave the game

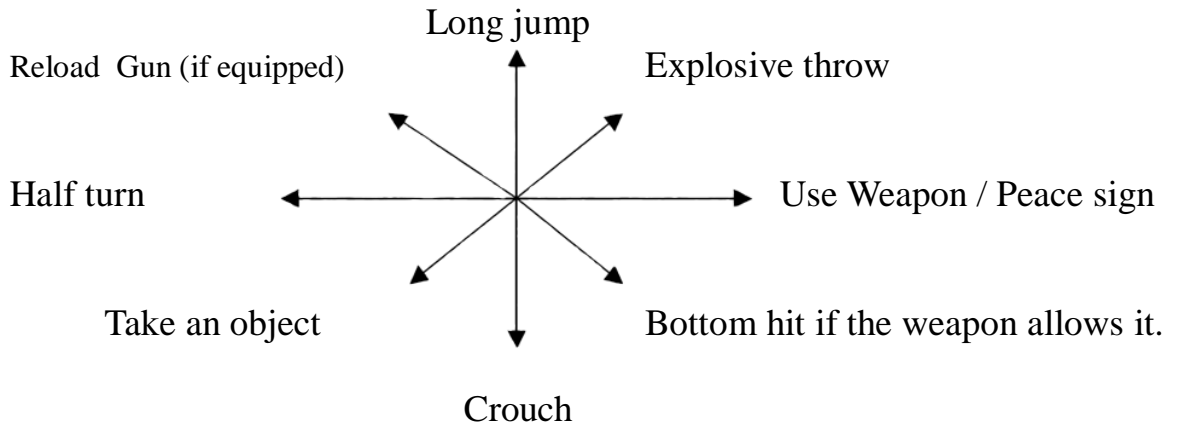
THE GAME COMMANDS

You can play with the joystick or the keyboard. For the keyboard, use the keypad (numbers from 1 to 9 for the corresponding directions) and the SHIFT button as the shooting button.

Moving: 6 directions are possible: right, left and the 4 diagonals.

Climbing: To climb or climb down the mountain, use the direction up and down.

Commands with the fire button or SHIFT:



CANOE: To follow the river go in arcade mode, enter the canoe then go on the right.

THE MERCHANT



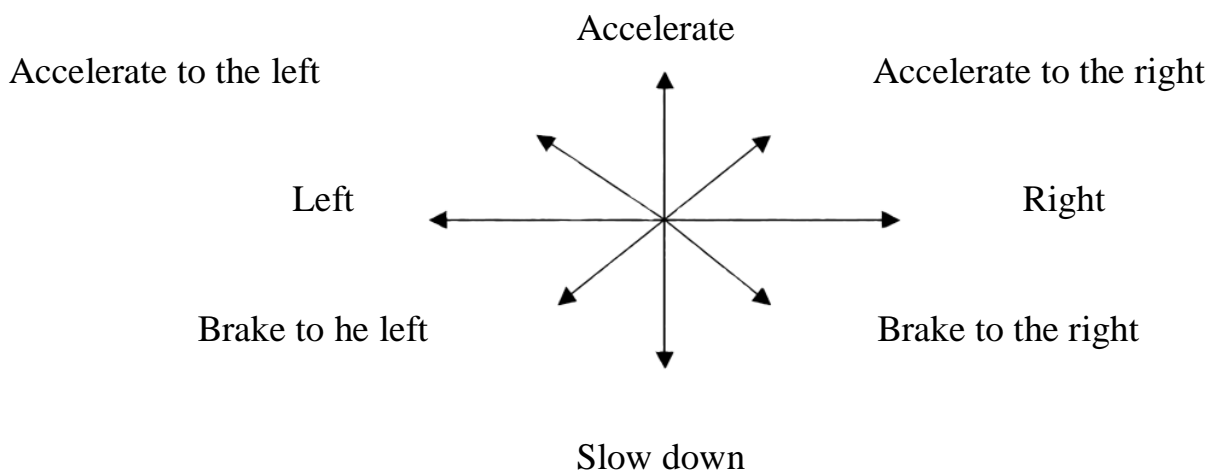
You can make some exchanges with Mac Biggle, the merchant. Once he has opened his shop, go in front of him an exchange screen will open. To make an exchange you need to press the shoot button or SHIFT.

SAVING

Saving in this game is automatically proposed at specific times. You can only save when you sleep.

ARCADE

Canoe commands (Without the fire button or SHIFT)



Fights: To hit an enemy, use the fire button or SHIFT with right or left directions.

Docking: You will be able to get down the canoe by using the fire button with the up position.

Map: You can follow the evolution of your trip on the map. It will help you to avoid the landfalls.

