

# INTERNATIONAL NINJA RABBITS™

## Martial Arts Arcade Mayhem

© Copyright 1993, MicroValue, Ltd. All Rights Reserved.  
Other Materials © Copyright 1993, Villa Crespo Software, Inc.  
All Rights Reserved.

---

Coffee Break Series



Villa Crespo Software

---

Villa Crespo Software, Inc. — 1725 McGovern Street — Highland Park, IL 60035  
Telephone: (708)433-0500

Those furry crimefighters are back: The Ninja Rabbits! Get ready for an all-new action adventure that will take you all over the world. Fight off samurai warriors, dragons, and even mutant panda bears with a deadly arsenal of kicks, spins, and, of course, rabbit punches.

## INSTALLING INTERNATIONAL NINJA RABBITS

For best results, we recommend that you copy INTERNATIONAL NINJA RABBITS to your hard disk before playing the game. INTERNATIONAL NINJA RABBITS can be played right out of the box from a diskette, but may run slower due to the large amount of information that must be loaded from the diskette during game play.

If you play from a diskette, keep the original safe by copying it onto another diskette, then use the duplicate. Use the DOS copy command to make the duplicate.

**NOTE:** If you are a WINDOWS™ user, please do not run this game from within Windows. Run it directly from a DOS prompt. Running INTERNATIONAL NINJA RABBITS from within Windows may create unexpected results.

### To play the game from a diskette:

1. Boot up your computer normally using DOS.
2. Insert the INTERNATIONAL NINJA RABBITS disk in drive A: or B:.
3. Change the current DOS prompt to the desired drive.
4. Type CBS17 to begin playing.





### To install the game on a hard drive:






1. Create a directory called CBS17 on your hard drive.
2. Copy the contents of the diskette to this directory using the DOS copy command.

### To play the game from a hard drive:



1. Change the DOS prompt to the CBS17 directory on the appropriate drive.
2. Type CBS17 to begin playing the game.

## STARTING INTERNATIONAL NINJA RABBITS

When you first load INTERNATIONAL NINJA RABBITS, you will see the Options menu. Type  to calibrate your joystick, if you are using one. Move the joystick up, down, left, and right, pressing the [FIRE] button after each direction. You will then return to the menu to choose the type of graphics. Press  for CGA,  for EGA, or  for VGA.

When you see the title screen, press the spacebar. You will then be asked what type of input device you wish to use; type  for keyboard or  for joystick. Select the difficulty by pressing  for easy,  for medium, or  for hard. Press the spacebar or [FIRE] to begin.

At the beginning of INTERNATIONAL NINJA RABBITS you have three lives. The carrot at the top left of the screen indicates how much energy you have left. Various bonuses that you can collect along the way will replenish your energy.

If you have earned one of the ten highest scores at the end of the game, you will be asked to enter your name. Use the  and  keys or hold the joystick up or down to cycle through the letters. Press [FIRE] or the SPACEBAR when you have the correct letter. You can input up to four letters.

## KEYBOARD & JOYSTICK CONTROLS

If you're playing from the keyboard, use the arrow keys to move and the **SPACEBAR** to fire.



Walk left



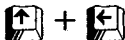
Walk right



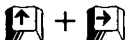
Jump up



Go down hole (or duck)



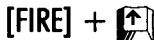
Jump left



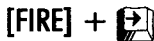
Jump right

[FIRE]

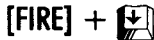
Hit with stick



High kick



Standing kick



Low kick



Punch



Pause



Resume



Quit