

XBOX

<http://www.replacementdocs.com>

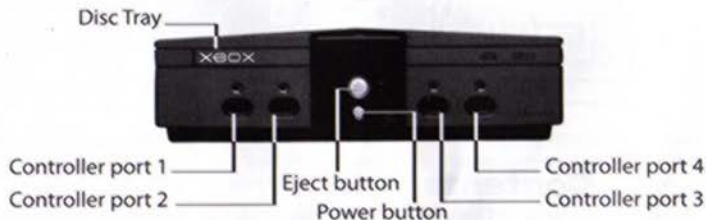
LEISURE SUIT
LARRY
— MAGNA CUM LAUDE —

MATURE 17+
M
CONTENT RATED BY
ESRB

SIERRA

GETTING STARTED

USING THE XBOX® VIDEO GAME SYSTEM



1. Set up your Xbox video game system by following the instructions in the Xbox Instruction Manual.
2. Press the power button and the status indicator will light up.
3. Press the eject button and the disc tray will open.
4. Place *Leisure Suit Larry™: Magna cum Laude* disc on the disc tray with the label facing up and close the disc tray.
5. Follow on-screen instructions and refer to this manual for more information about playing *Leisure Suit Larry™: Magna cum Laude*.

AVOIDING DAMAGE TO DISCS OR THE DISC DRIVE

To avoid damage to discs or the disc drive:

- Insert only Xbox-compatible discs into the disc drive.
- Never use oddly shaped discs, such as star-shaped or heart-shaped discs.
- Do not leave a disc in the Xbox console for extended periods when not in use.
- Do not move the Xbox console while the power is on and a disc is inserted.
- Do not apply labels, stickers, or other foreign objects to discs.


CONTROLLER LAYOUT



USING THE XBOX CONTROLLER

1. Connect the Xbox Controller to any controller port on the front of the Xbox console.
2. Insert any expansion devices (for example, Xbox Memory Units) into controller expansion slots as appropriate.
3. Follow on-screen instructions and refer to this manual for more information about using the Xbox Controller to play *Leisure Suit Larry™: Magna cum Laude*.

Basic Controls



Leisure Suit Larry™'s Complete Guide for Swingers

Introduction

Nephew, there are lots of reasons for going to college: girls, booze, chicks, wild parties, babes, streaking, girls...did I mention girls? So get out there and start exploring. Eventually you'll meet some gorgeous babes you'll want to know better.

You'll get your chance to impress them with witty conversation, and by doing them favors to prove your devotion. You don't have to do it all at once. You can talk to a girl, maybe play a mini-game with her, then go off and do something else for a while and meet up with her again later. Sometimes it pays to play it cool.

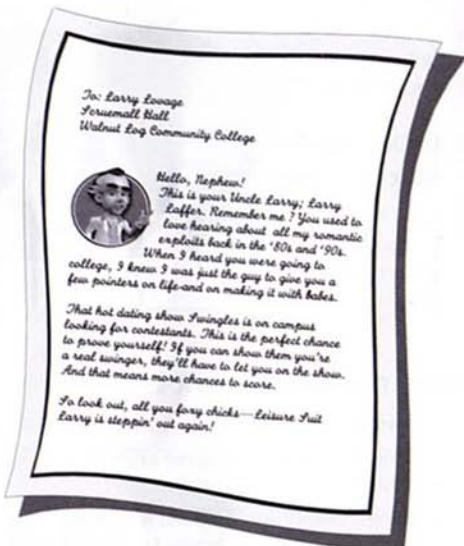


Taking Things to the Next Level

After you've impressed a girl enough times with talk and action, she'll be ready to get to know you more intimately. Good luck! But even if things don't work out exactly as planned, she's likely to leave you a little token of her affection—an intimate article of clothing or a personal item—to remember her by.

Each time you collect tokens of affection from two more girls, you can go to the *Swingles* set and complete a challenge to advance to the next level. New levels reveal more activities, more areas to explore, more abilities and sizzling surprises—and best of all, more hot chicks to pursue!

Collect enough tokens of affection, and you'll reach the highest level of stud-dom and get to be a *Swingles* contestant, with a chance to make it with the hottest girls on campus!



Wander Mode



There are two basic ways to behave. In Wander Mode, you explore everything your world has to offer. In Game Mode, you concentrate on performing a specific task—like executing a successful cross-campus streak, or getting through a semi-intelligent conversation with a buxom babe.

In Wander Mode, you can examine lots of cool stuff, and converse with just about anyone on campus. And don't be afraid to eavesdrop on the people around you. They might give you ideas for valuable things to do.

Larry's Patented Moves

- ▼ Move the left thumbstick to navigate.
- ▼ Pull and hold the left trigger to walk instead of run.
- ▼ Use the right thumbstick to adjust camera perspective.

When you approach a person or object you can interact with, the name of the person or object will appear above.



When the Examine icon appears, press the **B** button to examine the person or item.



When an Activate icon appears, press the **A** button to interact with the person or item.

Different Activate icons let you:



Talk with someone.



Go into a new area.



Buy items from a vendor or vending machine.



Play a mini-game for cash or confidence.



Chat with a gorgeous babe.



Evaluate and sell photos.

Strutting Your Stuff

It's important to keep your confidence high. Good things happen to a guy who knows he's hot stuff! Winning certain mini-games will help raise your confidence.

Larry's face and the confidence meter show your confidence level.

Posing for people is another way to keep your confidence up. So go ahead, flash 'em your moves and see what happens. But don't blow it! If you botch a pose, you'll end up losing some of that trademark Larry confidence.



When the Pose icon appears, press the **Y** button to pose. Tap the indicated buttons in sequence to fill the pose meter before time runs out.



Larry's Little Black Book

Your Black Book will help you keep track of all the foxes you've been dating: where they are, what they need, and if they left you a token of affection. Some of the stuff you find in the world will also be listed in your Black Book for future use.

- ▼ Pull the right trigger to open or close the Black Book.
- ▼ Press the directional pad to move through the pages.

Dollars for Duds and Suds

Some girls expect a guy to be nicely dressed before they rip his clothes off. Go figure! Fortunately, there are bars, stores, and vending machines around town where you can buy fancy suits and other essential college stuff, like booze. If you're low on dough, you can pick some up by playing certain mini-games, selling photographs, or posing when your confidence is high. You might even find some stray cash lying around.

- ▼ Press the White button to view the Money Meter, which shows how much cash Larry has.
- ▼ Clothes you've acquired are recorded in the Black Book. To change clothes, go to the Outfits page and select the suit you want.

Token Victories

You'll find secret tokens hidden all over the place. Sometimes they'll buy you access to special hot features, or get you out of a jam. (See *Wimping Out* on p.9.)

- ▼ When you're near an object that has no Activate icon, press the **A** button to see if it's got a token.
- ▼ Press the White button to view the Dildometer, which shows how many secret tokens you have.



Candid Shots

You've got a camera for taking photos you can store in your personal album or sell to interested buyers. Sometimes chicks will even start posing for you—or more!



- ▼ Press the Black button to activate the view finder.
- ▼ Press the **A** button to take pictures. If you have the Super Camera Lens, press the directional pad up or down to zoom in and out.
- ▼ Lights above the view finder tell you when better shots are available, with the green light being best. Better pictures are worth more money. Press the Black button to put down the camera.



- ▼ Some people will buy pictures from you. You'll see a Film Roll icon when you approach them. Press the **A** button to show them your shots.
- ▼ When your roll of pictures appears, use the directional pad to choose one. Press the **A** button to zoom in, the **X** button to save the current photo to your personal gallery, or the **Y** button to delete it.
- ▼ Press the Black button to evaluate and sell all your photos. You can view your temporary and permanent albums from the Options menu.

Drunken Streaking 101

If you've downed a few, you'll find some things harder to do. And if you get totally schnockered, you'll feel the urge to go streaking. A successful streak will boost your confidence, but if you're caught, you'll lose confidence—so watch out! The Booze-ometer appears when you have had any alcohol to drink, and disappears when you are sober.

- ▼ Move the left thumbstick to streak. To succeed, streak past as many people as possible while avoiding capture by guards.

Game Mode

Successfully playing mini-games is how you impress chicks, improve your confidence, and earn spending dough. The following skills should get you through most situations. Instructions will appear before each game. Press the **A** button to continue.

Chat

When you're trying to charm a girl, you've gotta watch what you say, and avoid all the little indiscretions that can sink a conversation.

- ▼ Move the left thumbstick to navigate the sperm up and down. Touch green items to increase your score; red items lower it. Fill the Heart meter to win.
- ▼ Freeze icons lock the sperm in place for a short time. Bomb icons randomly destroy other icons, sometimes even good ones.



Quarters

If you can toss a quarter into a glass, your opponent takes a drink. If she lands a quarter in the glass, you drink. The first one to get drunk loses.

Using the left thumbstick, pull back the right distance to wind up, then push forward the right distance to throw. Make sure you execute a nice, straight throw. Each time someone has to drink, the drinker's Booze-ometer fills higher.

Bartending

Someone might ask you to pass out useful stuff like fliers, or maybe monkey chow. Hey, anything for a few extra bucks or to impress a babe, right?

- ▼ Use the left thumbstick to move between the rows. Press the **A** button to toss items to oncoming patrons before they reach your end of the aisle.
- ▼ Move the left thumbstick to walk over and retrieve any items they throw back before they reach your end of the aisle.
- ▼ Avoid thrown items such as rocks and monkey excrement.
- ▼ Clear all the people the indicated number of times to win.

Rhythm

Ladies love a guy who can handle himself on the dance floor—or the trampoline! Your partner will call out a series of moves. Press the indicated buttons at the right moment as shown on the direction bar.



Slaps

Who knows—this might be the only physical contact you'll get for quite a while. You can try faking a slap by twitching your hands. If your opponent pulls away too soon, you win that round. When it's her turn to slap, she may fake it too—an experience not wholly unfamiliar to you. So don't pull out too soon!

- ▼ When you're the slapper, tap the **B** button repeatedly to build up your charge.
- ▼ Press the **X** button or tap the **A** button to lightly fake a slap. When you're the slappee, press the **A** button to withdraw your hands and avoid a slap.
- ▼ The player whose Slap Meter fills up first loses.

Whack-a-Mole

Whether it's mixing the perfect drink or giving a naughty girl a spanking, accuracy and speed go hand in hand.

- ▼ Various buttons will flash on the screen. Press each corresponding button before it vanishes.
- ▼ Green dollar signs may also flash on the screen. If you press the corresponding button, you'll get some money even if you miss the target button.

Whack-a-Pole

An occasional bit of "personal stroking" can do wonders for your confidence—and your technique. And for extra cash, put those skills to profitable use at the sperm bank! Raise and lower the paddles with the left thumbstick to keep the ball in play.



Avoidance

Sometimes other people will try to ruin your fun—like bouncers, security guards, and government agents. That's when you need to be light on your feet.

- ▼ Move the left thumbstick to run and avoid your pursuers. Touch glowing objects that appear, and get to the indicated exit before time runs out.
- ▼ Press the **A** button to drop a Cheese Mummy treat to distract your pursuers.

Water Sports

Nephew, there may be better things to drink out there, but believe me, water is your friend. Can you say "Wet T-shirt Contest"?

- ▼ Use the right thumbstick to aim your water gun (or other spraying device). Pull the right trigger to fire.
- ▼ Soak as many valid targets as possible before time, and your supply of liquid, run out.

Photos

This is like taking photos in Wander Mode, except that now you've got a specific task to complete—and a time limit. Go for the best shots possible, and avoid interruptions!

- ▼ Move the left thumbstick to follow your subject. Press the directional pad to change your perspective. The lights above the view finder indicate the quality of the shot (green is best). Press the **A** button to snap a picture.
- ▼ Your score for each shot will be shown. Get enough good shots to meet or beat the required score. Press the **B** button to evaluate and sell all your photos.



Pose

This is different from posing in Wander Mode. You've gotta get charged up by a friend and pose for an unsuspecting bystander, then do it again and again before time runs out.

- ▼ Move the left thumbstick to go to the indicated person and receive a boost, then go near a bystander and press the **A** button. Repeat the process for the indicated number of people before time runs out.

Wimping Out

Even experienced swingers sometimes have performance problems. It's nothing to be ashamed of. Just use secret tokens to complete a mini-game and advance.

- ▼ Select *Wimp Out?* from the Pause Menu to bypass a mini-game. You'll be told how many secret tokens it will cost.
- ▼ If you keep losing at a mini-game, the program will offer to make it easier. If you still keep losing, you'll be invited to wimp out. You can also just quit the mini-game and try again later.

Larry's Love Menus

Pause Menu

Press the **START** button to see the Pause Menu.

- ▼ **Black Book:** See info on current challenges, girls, stats, and inventory.
- ▼ **Save Game:** Save or overwrite a game.
- ▼ **Options:** Go to the Options menu.
- ▼ **Photos:** See Larry's temporary and permanent photo albums.
- ▼ **Extras:** View game concept art, character models, bonus options, and game credits.
- ▼ **Exit:** Quit the program.



Mini-Game Menu

- ▼ **Return to Game:** Continue playing mini-game.
- ▼ **Options:** Change program options. (See Options Menu below.)
- ▼ **Help:** Get information on the current mini-game.
- ▼ **End Activity:** Leave the mini-game without winning it.
- ▼ **Wimp Out?:** If you can't complete a mini-game, use this to "win." It will cost some secret tokens.
- ▼ **Exit:** Quit the program.



Black Book

- ▼ **What Next?:** Lists current tasks Larry needs to complete.
- ▼ **Girls:** Select a girl to see her token of affection or to replay an activity.
- ▼ **Outfits:** Select outfits for Larry to wear.
- ▼ **Items:** View acquired items you can use in the game.
- ▼ **Stats:** View your game stats.



Options Menu

- ♥ Audio: Adjust audio levels.
- ♥ Difficulty: Turn adaptive difficulty on or off. When it's on, the game will adjust the difficulty based on your performance.
- ♥ Controller: Adjust controller settings.
- ♥ Vibration: Turn controller vibration on or off.



Extras Menu

- ♥ Concept Art: View purchased conceptual drawings of locations and characters.
- ♥ Character Viewer: View unlocked character models.
- ♥ Bonus Options: Turn Naughty Mode and Nude Mode on or off.
- ♥ Credits: View the list of credits.



Broadening Your Horizons



Nephew, you can use your Black Book to revisit a girl you've already gotten to know—just select her name to see your notes on your past encounters, and pick the one you want to relive.

And even after you've been on *Swingles*, you can keep exploring. Who knows, there may be a hot babe you haven't scored with yet, or some campus prank you haven't pulled. There's a big beautiful world out there!

Some Final Words of Wisdom from Your Uncle Larry

My boy, you're bound to experience a lot of disappointment along the way. You'll want to score in the worst way possible, and often that's just how you will. But if you just keep sticking it out there, I guarantee you'll finally succeed in the end. So kiss the girls and make 'em cry, Nephew!

Uncle Larry

♥ Go to www.leisuresuitlarry.com for more fun tips and tricks!