

XBOX 360.

XBOX
LIVE.



Get the strategy guide
primagames.com®



Microsoft
game studios

BUNGIE

HALO 3

0907 Part No. X13-65795-02

⚠ WARNING Before playing this game, read the Xbox 360 Instruction Manual and any peripheral manuals for important safety and health information. Keep all manuals for future reference. For replacement manuals, see www.xbox.com/support or call Xbox Customer Support.

Important Health Warning About Playing Video Games

Photosensitive Seizures

A very small percentage of people may experience a seizure when exposed to certain visual images, including flashing lights or patterns that may appear in video games. Even people who have no history of seizures or epilepsy may have an undiagnosed condition that can cause these “photosensitive epileptic seizures” while watching video games.

These seizures may have a variety of symptoms, including lightheadedness, altered vision, eye or face twitching, jerking or shaking of arms or legs, disorientation, confusion, or momentary loss of awareness. Seizures may also cause loss of consciousness or convulsions that can lead to injury from falling down or striking nearby objects.

Immediately stop playing and consult a doctor if you experience any of these symptoms. Parents should watch for or ask their children about the above symptoms—children and teenagers are more likely than adults to experience these seizures. The risk of photosensitive epileptic seizures may be reduced by taking the following precautions: Sit farther from the screen; use a smaller screen; play in a well-lit room; and do not play when you are drowsy or fatigued.

If you or any of your relatives have a history of seizures or epilepsy, consult a doctor before playing.

HALO 3

TABLE OF CONTENTS

| | |
|-------------------------------|----|
| The Story So Far | 2 |
| Game Controls | 4 |
| Heads-up Display | 6 |
| Characters | 8 |
| Covenant Species | 10 |
| Weapons | 12 |
| Equipment | 15 |
| Vehicles..... | 16 |
| Basics | 18 |
| Multiplayer..... | 20 |
| Playing Co-op..... | 24 |
| Viewing Films..... | 25 |
| The Forge..... | 26 |
| Bungie.net | 27 |
| Xbox LIVE | 28 |
| The Xbox 360 Hard Drive | 28 |
| Credits | 29 |
| Xbox Customer Support..... | 33 |

THE STORY SO FAR

It is the year 2552. Humanity has long been at war with the terrifying alien civilization that collectively calls itself the Covenant. This monstrous conglomerate of warlike species sees Humanity as a form of heresy against their religion—a religion based in the single-minded belief that a Great Journey awaits its faithful and that this Journey can be embarked upon by firing an array of vast ringlike weapons scattered throughout the galaxy.

These immense terraformed rings, known as Halos, have been abandoned by their mysterious and long-vanished creators, the Forerunners.

This conflict, terrible and destructive though it is, has recently been complicated by a series of cascading events. One of these artificial worlds, these Halos, was discovered and subsequently destroyed by Human forces, led by Spartan-117—the Master Chief—the last fighting member of the legendary SPARTAN II military program and Humanity's last, best hope.

Conflict at a second Halo installation then ignited a galaxy-spanning conflagration as civil war erupted within the Covenant, driven by revelations that the Covenant leadership, the Prophets, had been deliberately deceiving its populace.

In truth, these Halos would not take the Covenant on a Great Journey but rather eradicate all sentient life in the galaxy—a last-resort defense against the most terrifying menace the galaxy has ever known—and a menace the deluded Covenant has reawakened for the second time in a hundred thousand years.

That horror is the Flood—a sentient, all-consuming parasite that makes monstrous puppets of those it kills and will not stop until every last thinking creature is absorbed into its ferociously intelligent plan.

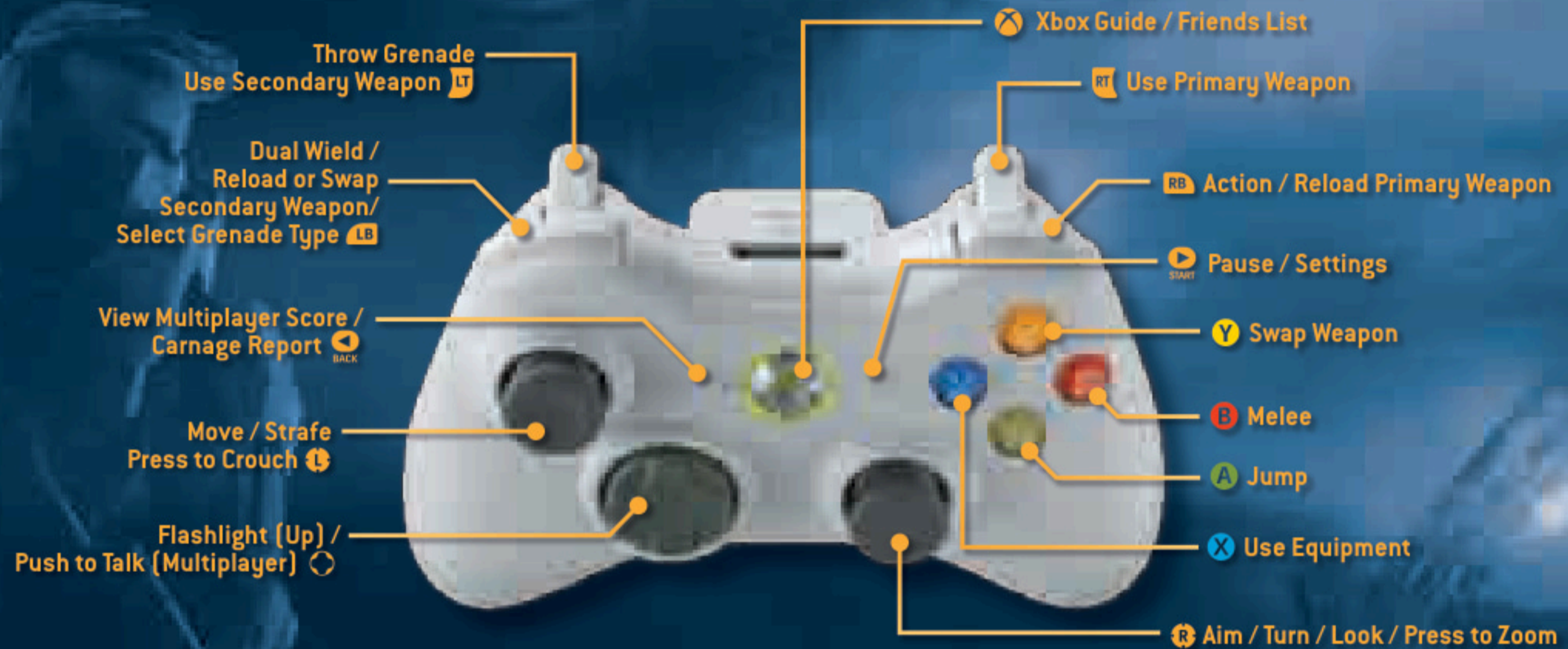
The second Halo has been activated, putting all of the remaining installations in a dangerous state of emergency standby—they are now primed to fire. Worse still, the Covenant has discovered the long-hidden location of Earth and crushed almost all Human resistance as it seeks vital clues to the nature of the Halo array, some of which may have been hidden under our very feet for untold millennia.

Even with our newfound allies, the Elites, and their valiant and honorable leader, the Arbiter, we are still hopelessly outnumbered. The Prophets set their wills against us—and forces greater than the Covenant wheel malevolently into place, intent upon the destruction of all but the Flood.

As the Master Chief hurtles Earthward in a Forerunner spacecraft, he may be our last chance to stop the Covenant, the Flood, and the ticking time bomb that is the Halo network, before every last soul in the galaxy is destroyed. The stakes have never been higher.

It's time to finish the fight.

GAME CONTROLS, DEFAULT



Film Controls

- | | |
|---|---|
| LT Left Trigger Thrust (Flying Cam) | Y Y Button Flying Cam/Player Cam |
| RT Right Trigger Slow Motion/Fast Forward | X X Button Hide/Show Control Pad |
| LB Left Bumper Move Down (Flying Cam) | B B Button Hide/Show HUD |
| RB Right Bumper Move Up (Flying Cam) | A A Button Play/Pause |
| L Left Stick Move Camera/ Press to Pan (Flying Cam) | R Right Stick Look/Rotate Camera (Flying Cam) |
| | D-Pad Switch Players (Player Cam) |

Forge Controls, Edit Mode

- | | |
|---|--|
| LT Left Trigger Thrust | Y Y Button Delete Item |
| RT Right Trigger Hold to Rotate Selected Item | X X Button Inventory/Item Options |
| LB Left Bumper Move Down | B B Button Hold to Drop Selected Item |
| RB Right Bumper Move Up | A A Button Pick Up/Drop Item |
| L Left Stick Move/Rotate Selected Item | R Right Stick Look/Rotate Selected Item |
| | D-Pad Play/Edit Mode |

HEADS-UP DISPLAY (HUD)

Graphically projected onto your visor, the HUD shows the weapons, grenades, and equipment you're carrying, your shields and health status, the proximity of friendlies and hostiles, and various indicators for events and pathfinding.

1. GRENADES

To cycle through your grenades, press **LB**. The selected grenade will be outlined in blue. You cannot use grenades while dual-wielding. The number of each grenade type you have is indicated to the left of its icon. If you run out, its icon will be gray until you replenish your supply.

2. EQUIPMENT


You can carry one piece of equipment at a time. Press and hold **RB** to swap your current equipment with a newly located piece. Equipment is deployed at your present location by pressing **X**.

3. SHIELDS

Your shield indicator will show solid blue when in an optimal state and will flash red when fully depleted.

4. MOTION TRACKER

MJOLNIR Mark VI armor has limited motion-detecting capability. It can differentiate between friendly (yellow), hostile (red), and waypoint (white) entities. Multiplayer teammates speaking nearby will show a voice indicator to help you locate them. Elevation is not distinguished on the tracker, so use your instincts to locate enemies above or below you. A slow-moving or stationary target will not appear on the motion tracker, but this limitation applies to opponents' motion-tracking devices, too. Use this to your advantage when sneaking up on an enemy.



5. WAYPOINT

A waypoint shows the direction of your next objective or destination. In multiplayer games, it indicates the location of game objectives such as flags and VIPs.

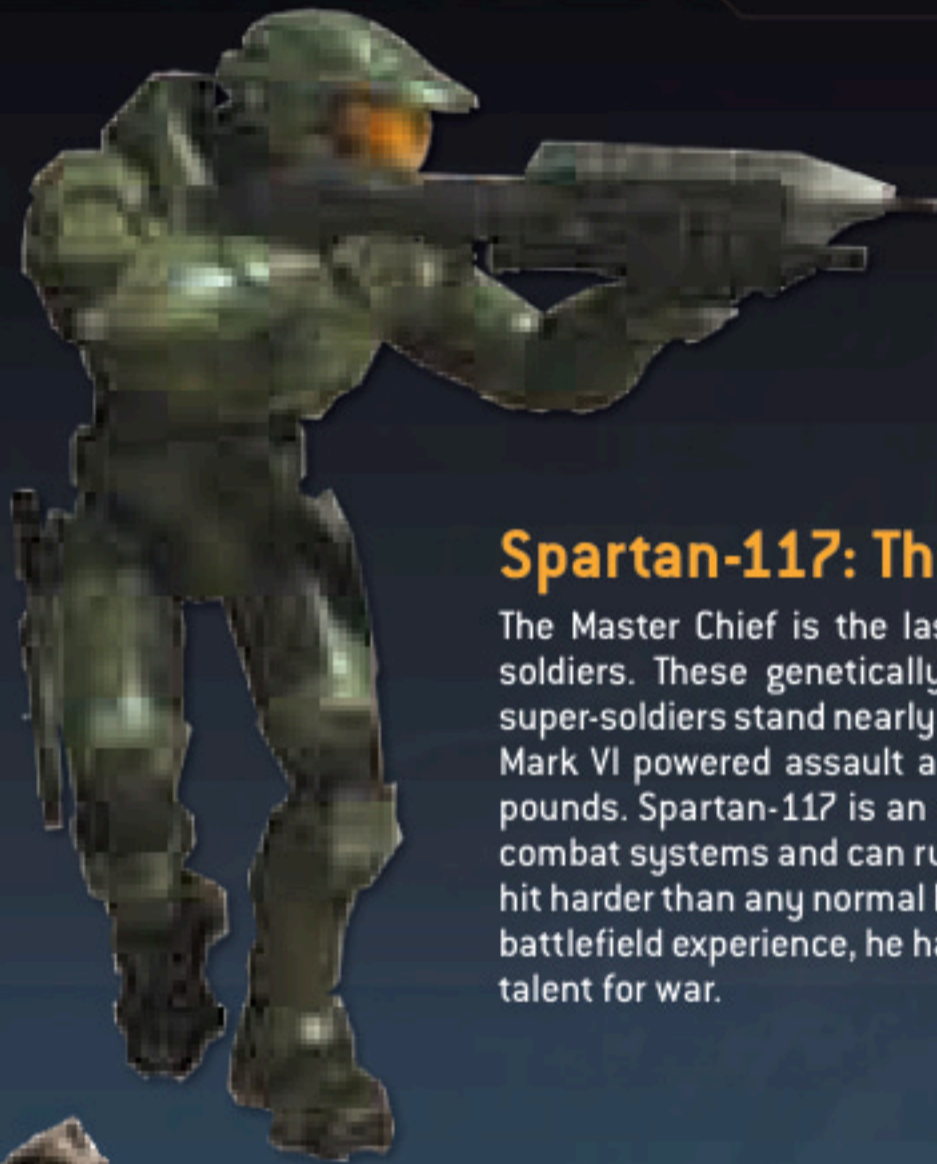
6. WEAPONS AND AMMO/CHARGE

The weapon you are currently using and the ammo or charge it contains are shown above the icon that indicates your secondary weapon. When running low on ammo or charge, your current weapon icon will flash red: Either reload ammo (press **RB**) or switch weapons (press **Y**) at this time.

7. MULTIPLAYER INFORMATION

In multiplayer games, the voice communication indicator and game-specific scoring information will be displayed in the lower-right corner of your screen. For more information on the voice communication modes, see page 22.

CHARACTERS




Spartan-117: The Master Chief

The Master Chief is the last of the elite SPARTAN II soldiers. These genetically superior, highly trained super-soldiers stand nearly 7 feet tall and, in MJOLNIR Mark VI powered assault armor, weigh almost 1000 pounds. Spartan-117 is an expert in all weapons and combat systems and can run faster, jump higher, and hit harder than any normal Human. Honed by years of battlefield experience, he has an unparalleled natural talent for war.



The Prophet of Truth

The deluded leader of the Covenant, this zealot is forcing his civilization down a suicidal path. He intends to activate the Halo and will sacrifice anything or anyone to do so. The Prophet believes he can follow the Forerunners to their mysterious final destination and share their ancient and unlimited power. He now knows that the secret to this power may lie in the ancient sands of Earth.



Gravemind

The virulent Flood spreads by absorbing sentient creatures. When it reaches a certain critical mass, it develops a centralized intelligence known as a Gravemind. It was destroyed once before by activation of the Halo array, but it will not be stopped this time in its campaign to consume every thinking creature in the galaxy. The Gravemind now roams free aboard the former Covenant ship *High Charity*.



The Arbiter

The disgraced Commander of the Covenant Fleet of Particular Justice was stripped of his rank and forced to don the ancient Armor of the Arbiter—an Elite custom where a warrior is sent on a suicide mission to claim great honor in death. The Arbiter discovered, however, that the Covenant's Great Journey was a lie and he subsequently started a civil war that has shaken the foundations of the Covenant. The Arbiter's people, the Elites, have joined Humanity's struggle against the rest of the Covenant.

Sergeant Johnson

Sergeant Major Avery Johnson is the battle-hardened and longtime cohort of the Master Chief. An excellent soldier and unmatched marksman who's seen more than his fair share of combat, no other Human knows the Master Chief like Johnson does. Johnson is never more at home than in the thick of battle and he will do anything for his men and his homeland.



Cortana


The UNSC's most sophisticated AI, Cortana is the onetime shipboard intelligence of the Halcyon-class cruiser *Pillar of Autumn*. After helping to destroy the first Halo, she was lost during events on Delta Halo. Her last known location was aboard the Flood-infested Covenant capital ship *High Charity*, in the thrall of the Flood. Cortana is the only link to the incredible secret of Halo. She must be saved.

Commander Miranda Keyes

Commander Miranda Keyes now finds herself in the unenviable position of coordinating post-invasion resistance on a battered and occupied Earth. Her father, Captain Jacob Keyes, died on Halo as one of the first Human victims of the Flood. Her dedication to duty and raw ability have helped her avoid accusations of nepotism during her short but distinguished career.




COVENANT SPECIES



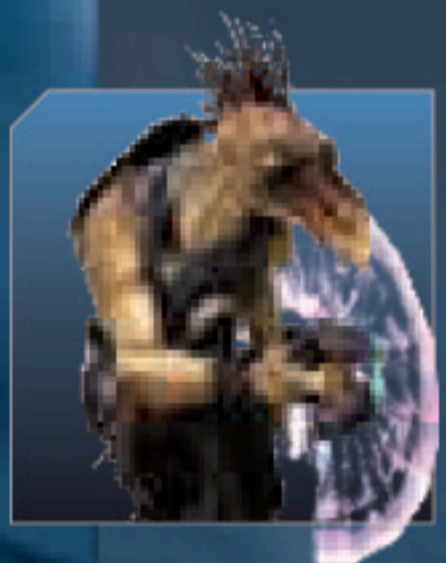
Grunts (Unggoy)

Tough, vicious, and capable with a wide range of Covenant hardware, Grunts are a significant military force. Their discipline, however, is hierarchy-reliant and dependant upon strong leadership and strength of numbers. Leaderless, they present significantly less resistance.



Prophets (San 'Shyuum)

The religious and political leaders of the Covenant, Prophets enforce a misguided theology based on the belief that firing the Halo array will herald some kind of sublimation event called the Great Journey. Physically frail, Prophets wield power through absolute command of Covenant (and scavenged) technology.



Jackals (Kig-yar)

Physically less powerful than some other Covenant species, Jackals are employed mainly as sharpshooters thanks to their excellent vision and dexterity. Their lack of physical durability means they often employ energy shields during combat. Countersniping them takes extraordinary skill.




Drones (Yanme'e)

These flying, insectile warriors serve almost exclusively as professional soldiers rather than conforming to Covenant societal norms. Their ability to fight on the wing makes them an excellent strategic weapon against ground-based opponents.

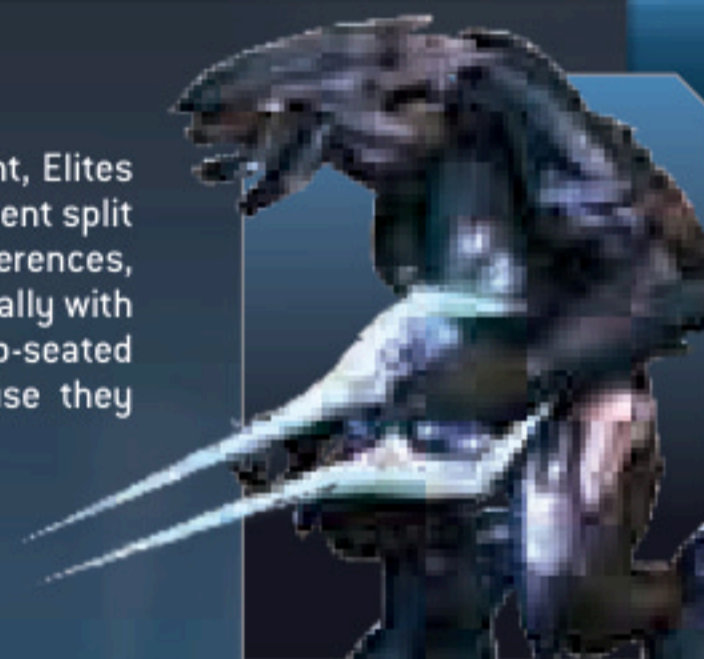
Brutes (Jiralhanae)

A shift in Covenant hierarchy at the time of the Elite insurrection elevated Brutes to a position of military command. The Brutes wasted no time in applying their pack and Alpha male mentality to their new Covenant role. They are powerful, dangerous, and prone to acts of berserker violence.




Elites (Sangheili)

Formerly the ruling military class of the Covenant, Elites are proud fighters with a valiant history. Their recent split from the Covenant was sparked by religious differences, but the schism runs deeper than that. Elites now ally with their former Human foes in part because of a deep-seated resentment of Prophet rule and in part because they understand the scale of the Flood threat.



Hunters (Lekgolo)

Hunters are actually an assemblage of wormlike entities that create a communal, armor-plated form. They always fight in pairs, are the strongest Covenant fighting units, and wield powerful Plasma Cannons. Their political motivation is completely unknown.



WEAPONS

Spartans are trained to use any weapon found on the battlefield—Human or otherwise. This training and philosophy means that resupply is always just one victory away. Efficient and deadly, Spartans often look at opposing forces as a kind of mobile weapons cache.

UNSC Weapons



PISTOL*
M6G
12 Rounds/Magazine



SUBMACHINE GUN*
M7/CASELESS
60 Rounds/Magazine



ASSAULT RIFLE
MA5C ICWS
32 Rounds/Magazine



BATTLE RIFLE
BR55HB SR
36 Rounds/Magazine



SHOTGUN
M90A CAWS
6 8 Gauge Shells



SNIPER RIFLE
SRS 99D AM
4 Rounds/Magazine



ROCKET LAUNCHER
M41 SSR MAV/AW
2 HE Rockets/Launch Assembly



SPARTAN LASER
WAV M6 GGNR
5 Shots/Charge

Covenant Weapons



PLASMA PISTOL*
100–150 kV, 2–3 dA




PLASMA RIFLE*
420–600 Rounds/Minute (variable)



BRUTE SPIKER*
48 Spikes/Magazine



NEEDLER
30 Needles/Caddy



CARBINE
36 Rounds/Magazine



BRUTE SHOT
6 Rounds/Belt



BEAM RIFLE
18 Shots/Charge



ENERGY SWORD
10 Uses/Charge

* DENOTES WEAPONS THAT CAN BE DUAL-WIELDED

EQUIPMENT

Grenades

You can carry a maximum of two of each grenade type at a time. Press **LB** to switch between available grenade types when not dual-wielding.



FRAG GRENADE
M9HE-DP Fragmentation
Kill Radius: 5m
Casualty Radius: 15m




PLASMA GRENADE
Type-1 Antipersonnel
Kill Radius: 4m
Casualty Radius: 12m



SPIKE GRENADE
Type-2 Antipersonnel
Kill Radius: 3m
Casualty Radius: 11m

Support Weapons

A turret is typically activated by pressing **RB**. A Spartan, however, is strong enough to tear off these weapons (press **B** while using the turret) and use them almost like rifles. When detached, these weapons have limited ammunition capacity.



PLASMA CANNON
Type-52 Automatic Plasma Cannon
200 Shots/Charge



MACHINE GUN
AIE-486H HMG
200 Rounds/Belt



MISSILE POD
LAU-65D/SGM-151
8 Guided Missiles/Charger



UNSC and Covenant forces have recently deployed powerful new combat equipment to all fronts in the war. Once you pick up a piece of equipment, you can activate it by pressing **X** or swap it with a different piece of equipment by holding **RB**. Note: Some equipment is activated immediately upon acquisition.

Here are a few of the many equipment options you'll encounter in the field:



BUBBLE SHIELD

This globular local-radius energy shield deflects all projectile weapons and thrown grenades. Its effect is short-lived, and it can be penetrated by simply walking through its field. The generator itself is very fragile once deployed.



TRIP MINE

This pressure-sensitive explosive can be set off by any contact with a physical object or by close contact with vehicular gravitational or energy fields. Trip Mine explosive power is significant, and mines should be handled with extreme caution.



GRAV LIFT

This basic tool use of the gravity field generators found on Covenant vehicles provides a short-range lift allowing the easy vertical elevation of beings, objects, and even vehicles.

VEHICLES

UNSC Vehicles



MONGOOSE

Crew: 2

Weaponry: No Armament



WARTHOG LRV/LAAV

Crew: 2 (+ 1 gunner)

Weaponry: Variable



SCORPION

Crew: 1 (+ 1 gunner and 4 jumpseats)

Weaponry: 90mm High-Velocity Cannon, 7.62mm Machine Gun



HORNET

Crew: 1 (+ 2 jumpseats)

Weaponry: 2 Class-2 Guided Munitions Launch Systems



PELICAN

Crew: 1 (+ 10 in cargo hold)

Weaponry: Variable

Covenant Vehicles

GHOST

Crew: 1

Weaponry: Twin Plasma Cannons (100–250 kW range)



SHADE

Crew: 1

Weaponry: 2 Class-2 Energy



WRAITH

Crew: 1 (+ 1 gunner)

Weaponry: Plasma Mortar, Dual Auto-Firing Plasma Cannons



BANSHEE

Crew: 1

Weaponry: 2 Class-2 Energy, 1 Class-2 Projectile



PHANTOM

Crew: 1 (+ 2 gunners and 24 in cargo hold)

Weaponry: 3 Class-2 Energy



BASICS

Game Lobbies

A game lobby is the starting point for all gameplay, map editing, and film viewing in *Halo 3*. Each lobby gives you the option to select **Switch Lobby** and move yourself (and friends, if you are in a Party) to a different game lobby. Lobbies also let you change your network mode between **Xbox LIVE**, **System Link**, and **Local**. These are the five game lobbies:

- **CAMPAIGN**

Continue the adventure of the Master Chief, taking on the might of the Covenant alone or with some help in cooperative combat. Co-op matches let players team up and coordinate attacks against their foes, sharing vehicles or competing for points in Campaign Scoring mode.

- **MATCHMAKING**

Make every online match competitive through automatic grouping of players with similar skill levels in playlists dedicated to the most popular game types. Requires an Xbox LIVE® Gold Membership.

- **CUSTOM GAMES**

Create a private match or customize your own multiplayer games by changing numerous game and player settings. For example, if you want to make a punishing variant of the new Infection game type, you can arm the Humans with just grenades and pistols to fight off a lightning-fast Alpha Zombie with vampiric shields. Good luck, Humans!


- **FORGE**

Arrange objects, equipment, and hazards within the predefined geometry of any *Halo 3* multiplayer level. Although this may sound simple, the subtlest change can have a dramatic effect on gameplay. Map variants can be created either alone or in tandem with friends over Xbox LIVE or system link.

- **THEATER**

View, edit, and take screenshots from films of campaign and multiplayer games using any possible combination of camera angles. *Halo 3* players with an Xbox LIVE Gold Membership can store films and screenshots online and share them with friends.

Your Settings

Your Settings lets you access your in-game identity, player settings, and file sharing options from any game lobby or right in the middle of battle. To view **Your Settings**, press  at any time. **Your Settings** is divided into **Media** and **Settings** sections.

MEDIA

- **BUNGIE FAVORITES**

Get hot new maps, game types, films, and screenshots ... straight from Bungie to you.

- **FILE SHARE**

Manage the films, film clips, screenshots, maps, and game variants you want to share through Xbox LIVE. Requires an Xbox LIVE Gold Membership.

- **SCREENSHOTS**

Flip through your scrapbook of pain, including shots from your own game films and shots downloaded from friends.

- **ACTIVE TRANSFERS**

Review current and pending file transfers.

- **MARKETPLACE**

Visit the Xbox LIVE Marketplace for *Halo*-related files, game demos, and more.

- **BUNGIE PRO**

Join Bungie Pro to upgrade your File Share capacity on Xbox LIVE.

SETTINGS

- **GAME CONTROLS**

Set button, control stick, and crouch preferences.

- **APPEARANCE**

Pick your Service Tag, gender, and armor details.

- **VOICE COMMUNICATION**

Control how and when you hear friendly and enemy voices during matchmaking games.

- **SCREEN SETTINGS**

Set subtitle and screen brightness options.

MULTIPLAYER

Every major game type in *Halo 3* now has a multiplayer component. This includes Campaign, traditional multiplayer, map editing, and even watching films of saved games. Every aspect of *Halo 3* can now be enjoyed with friends. You can experience all these *Halo 3* multiplayer modes on Xbox LIVE, system link over a local area network (LAN), or split screen on one Xbox 360® console. To select your network mode, pick **Network** from within any game lobby, and then select **Xbox LIVE**, **System Link**, or **Local**.

An Xbox LIVE Gold Membership is required to search for and host games on Xbox LIVE.

Creating or Joining a Party



A *Halo 3* party is a group of players who throw their collective weight around in Xbox LIVE, system link, or local multiplayer for as long as they choose to stay together. Parties can be created in a number of ways, including joining opponents you've met through matchmaking, hosting a party from the **Custom Games** lobby for a private battle, and asking your roommate to join you in the **Forge** to create the perfect map.

Starting a party is as easy as picking the lobby for the game type you want and setting your network mode. Just like that, you're now the leader of a one-Spartan party. Well done!

As the Party Leader, you decide how large or small you want your party to be, who you invite and allow to join your party, whether or not to join up with other parties.

To find more party members, press **Y** from any game lobby to bring up your friends list. From your friends list you can check out your friends' **Service Records** and join their current parties or invite them to join yours.

Xbox LIVE Privacy

Halo 3 has several options for privacy when playing on Xbox LIVE. From any lobby, select **Network** and then under Xbox LIVE select **Open Party**, **Friends Only**, or **Invite Only**. **Open Party** allows friends and any recent player to join your party. **Friends Only** will allow only friends of any current party member. **Invite Only** is the most private setting, and requires an invite from someone in your party to join.

Finding a Game

Use the **Matchmaking Lobby** to automatically find opponents of your skill level. After you pick a playlist, the matchmaking service will compare your rating and skill level (or the average rating and skill for your party) against everyone else in that playlist. Playlists are divided into ranked and social lists of the most popular solo and team game types. Ranked playlists have some restrictions to keep the playing field level (no guests, and no parties larger than team size for that playlist) but it is only by playing in ranked matches that you can raise your skill level and reach the highest ratings of the UNSC.

System Link

To host or find a system link game, go to the **Network** menu and choose **System Link**. System link games are listed in the game browser. Selecting a game in the browser shows you the details for that game and gives you the option to join if the game is not private or full and your player stats allow.

Xbox LIVE Connection Information

For more information about networking issues while playing *Halo 3* on Xbox LIVE, visit www.bungie.net/router.

Creating a Custom Game

Set up your game by selecting game and map options in the **Custom Game Lobby**. When creating a game on Xbox LIVE, you can restrict it using privacy options in the **Network** menu. See “Xbox LIVE Privacy” on page 21 for more privacy options.





Game Types


Halo 3 includes all your favorite game types along with some new ones. Here are their default objectives.

- **VIP:** Protect your VIP from the other team—and slaughter theirs.
- **Slayer:** Kill, kill, kill opponents!
- **Oddball:** Hold on to the ball for as long as you can.
- **Capture the Flag:** Score points by capturing the flag and returning it to your team’s base.
- **Assault:** Score points by detonating bombs in the other team’s base.
- **Infection:** Score points for killing Flood or infecting Humans.
- **Juggernaut:** Be the Juggernaut—if you are, everyone is out to get you.
- **King of the Hill:** Control the hill for the longest time.
- **Territories:** Score points by controlling territories on the map.


Voice Communication

During multiplayer games, the following voice communication indicators will appear on your HUD to show the current voice mode:

| | |
|---|---|
|  | Open Chat: The voice channel is always open in smaller games. Just speak and you’ll transmit your voice to other players. |
|  | Push to Chat: This icon will appear when you need to press a button to broadcast your voice to other players. This is necessary in larger games. |
|  | Your microphone is transmitting. |
|  | Voice communication is not allowed. |



Visit game control settings to choose different controller configurations for push to chat. By default this is mapped to .

Creating a Custom Game Variant

To create your own unique game type, press  at any time in the **Custom Games Lobby**. The **Game Options** menu will display all customizable game elements based on the base game type selected. Customizable elements include victory conditions, vehicle and weapon placements, player attributes, and social settings such as friendly fire options.

You can save your favorite custom games for later use through the **Game Options** screen or after selecting the custom game from the **Recently Played** games list in the **Games** menu. Saved custom games can be uploaded to your **File Share** so you can share them with friends on Xbox LIVE.

Carnage Report

After every battle you can press  to view the **Carnage Report**, which provides all game stats as well as the **Service Record**, **File Share**, and gamer cards of all players from that game. Select a player’s name and press  from the **Carnage Report** to view their medals and **Player Carnage** details.

Spartan Ratings

Play in **Matchmaking** to earn a Spartan Rating. You’ll start out as a raw recruit in the enlisted ranks and if you stick with it you can earn your way to the officer ranks. Enlisted ratings require Experience (EXP), which you earn by doing well in ranked and social playlists. Officer ratings require you to reach a “Highest Skill” milestone in addition to earning the required EXP. You must play (and win) in ranked playlists in order to raise your skill level.



RECRUIT



SERGEANT



LIEUTENANT

Visit www.bungie.net for a more detailed explanation of the Spartan rating system and its use in matchmaking.

VIEWING FILMS

File Share

Your **File Share** is a dedicated space, hosted on Bungie servers but accessible from within *Halo 3*, that allows you to store and share game files with other *Halo 3* players. You can upload game films, film clips, screenshots, map variants, and custom game types to your **File Share** and then recommend them to others so they can appreciate your creative skills. You can also check out any other *Halo 3* player's **File Share** by highlighting their name from within a game lobby and then pressing **A** to bring up their **Player Details**.

For more information on **File Share** options and space limitations, visit www.bungie.net.

Playing Co-op

Visit the **Campaign Lobby** to start or continue the *Halo 3* campaign in cooperative mode. In co-op mode, players work together to plan and coordinate attacks, operate vehicles, and fight as a team to defeat the Covenant threat. Co-op play completely changes the pace, the rules, and the feel of the game. It is highly recommended that in co-op mode players select one of the higher difficulty levels such as Heroic or Legendary.

Campaign Scoring

Co-op and single-player games now keep track of kill counts, weapons used, and other battle stats for each player so you can finally prove which of your co-op teammates is the meanest Spartan around. To access **Campaign Scoring** options, press **X** from the **Campaign Lobby**. When **Campaign Scoring** is turned on, scores will be displayed in the lower-right corner of your screen and stats will be displayed in a **Carnage Report** shown at the end of each level.

The **Theater** allows you to watch, edit, rename, take screenshots from, and share your saved films. Every time you play a game in *Halo 3* you can save a copy of that game to watch later in the **Theater**. Films are broken up into categories by type, so you'll have Campaign, Multiplayer, and Forge films, as well as Film Clips.

Once you start up a saved film, prepare to experience *Halo* like never before. You're no longer playing the game, instead you're driving the camera to watch each encounter in any way you want. Follow the person who saved the film in first person, tag along with anyone in third-person view, or break out into flying camera mode and move around freely to get a closeup of a particularly humiliating assassination. Total camera control is now yours.

And what if you want the world to see your Spartan Laser triple kill but maybe not the grenade suicide you suffered during your victory celebration? No problem, just cue your film to the right moment and with a few button presses you can record and save a new Film Clip showing your own cinematic perspective on the action. Film Clips are also a great way to save and study strategies from opponents you face online.



When viewing a film in the **Theater**, press **X** to show/hide the **Theater Control Pad** and **START** for an overview of the camera controls.



For more information on saving, viewing, and editing films, visit www.bungie.net.


THE FORGE


The **Forge** is a new game mode that allows you to tweak, create, or even destroy the objects present on any multiplayer map. In short, welcome to world domination!


Although you may move and fight freely as a player in the **Forge**, the real work is done in **Edit Mode**. Pressing  Up will switch you into **Edit Mode**, where you gain the ability to manipulate the objects (weapons, vehicles, map objectives, and more) around you. Pressing  Up again will switch you back into **Player Mode** so that you can test the changes you have made.

Reshaping a map can be a lot of work, so you may wish to enlist the aid of other players in the **Forge**. Up to eight players may join a **Forge** game over system link or Xbox LIVE, and up to four players can build together in local splitscreen mode. Cooperate with your friends to make the work go faster, but don't forget to throw a fusion coil at them from time to time ...

Here are a few tips to help you get started:

- You are assigned a set budget for adding items to each map, and if you run out of credit you can delete default map objects and get a few credits back.
- Not all objects (vehicles, in particular) are available for use in all maps.
- Press  when you have an object highlighted to learn more about the object and what options you can select for its properties on the map.

When you're done reshaping the world, remember to save your new Map Variant by pressing  and selecting **Save Map**. Then, try your new map out in the **Custom Game Lobby** or upload it to your **File Share** to share it with your friends.

You can review **Forge** controls and other options by pressing  at any time during a **Forge** game session.

Visit www.bungie.net for further information on using the **Forge**.

BUNGIE.NET

Bungie.net is a community, a constantly updated source of *Halo* information, and a centralized resource for your online *Halo 3* history.

Features and functionality available on the site include extended postgame carnage reports, providing detailed information about who killed whom with what, and where. Bungie.net also lets you view and share high-resolution in-game screenshots from your **File Share** so you can build and edit a gallery of your favorite *Halo 3* moments and share it with the world.

You can also view, rate, and recommend other items from friends or your own **File Share**. You can queue downloads of cool movies or game variants to your Xbox 360 console, automatically receiving them next time you log into *Halo 3*. But that's just scratching the surface—Bungie.net will also let you view your lifetime aggregate multiplayer stats, meta-game data, or show you and the world which achievements you've unlocked.

And building on the social aspects of the multiplayer game, we'll also let you view your stats relative to the folks on your friends list, fueling competition among peers and friends instead of simply losing your identity and stats in a sea of millions of gamers. This friends-only *Halo 3* leaderboard is a great way to create contests and rivalries between friends. Bungie.net can even track your rating promotion history so you can remember wistfully your days as a freshly scrubbed Private.

Bungie.net is more than an extension of your *Halo 3* experience—it's a clean, well-lighted place to meet folks with similar interests and a shared enjoyment of gaming. Meet new players and share moments, content, and games. We'll present you with a pile of strategy guides, interviews, podcasts, news, features, and constant community interaction. And there's even a Bungie.net store, featuring cool merchandise and apparel, available nowhere else. Bungie.net is built to make your gaming experience deeper and better than ever before.

XBOX LIVE

Play anyone and everyone, anytime, anywhere on Xbox LIVE. Build your profile (your gamer card). Chat with your friends. Download content at Xbox LIVE Marketplace. Send and receive voice and video messages. Get connected and join the revolution.

Connecting

Before you can use Xbox LIVE, connect your Xbox 360 console to a high-speed Internet connection and sign up to become an Xbox LIVE member. For more information about connecting, and to determine whether Xbox LIVE is available in your region, go to www.xbox.com/live.

Family Settings

These easy and flexible tools enable parents and caregivers to decide which games young game players can access based on the content rating. For more information, go to www.xbox.com/familysettings.

THE XBOX 360 HARD DRIVE

The enhanced game features of *Halo 3* require an Xbox 360 Hard Drive. For example, using a hard drive enables you to download new content and share custom games, saved films, and screenshots. Visit www.bungie.net for more information about hard drive functionality in *Halo 3*.



CREDITS

Studio Manager
Harold Ryan

ART

Art Director
Marcus Lehto

Campaign Environment Leads

Christopher Barrett
David Dunn
Michael Wu
Mike Zak

Campaign Environment Artists

Eric Elton
Milton Cadogan
Frank Capezuto
Vic DeLeon
Samuel Jones
Paul Russel
Ken Taya

Multiplayer

Environment Lead

Chris Carney

Multiplayer

Environment Artists

Mike Buelterman
Steve Cotton
Justin Hayward

3D Art Lead

Shi Kai Wang

3D Artists

Eric Arroyo
Arnold Ayala
Travis Brady
Tom Doyle
Raj Nattam

Animators

John Butkus
Jeremy Fones
Bill O'Brien
Jason Robertson
Nathan Walpole

Additional Animation

Roberta Browne

Concept Art / Skies /

Matte Painting

Dorje Seattle
Bellbrook

Isaac Hannaford

Effects Art Lead

Steve Scott

Effects Artist

John Gronquist

Technical Art Lead

Paul Clift

Technical Artists

James Haywood
David Hunt
Steve Theodore

AUDIO

Director/Composer
Martin O'Donnell

Audio Lead/Sound Design

Jay Weinland

Sound Design/

Additional Music
C Paul Johnson

CINEMATICS

Cinematic Director

CJ Cowan

Cinematic Design

Kurt Nellis
Lee Wilson

DESIGN

Campaign Design

Leads

Paul Bertone
Rob Stokes

Campaign Designers

Dan Miller

Chris Opdahl

Niles Sankey

Gameplay Design Lead

Jaime Griesemer

Gameplay Designer

Francois Boucher-Genesse

Multiplayer Design

Lead

Tyson Green

Multiplayer Designer

Lars Bakken

ENGINEERING

Engineering Leads

Chris Butcher
Hao Chen

Charlie Gough

Zach Russell

Drew Solomon

Ben Wallace

Campaign Engineers

Max Dyckhoff

Eamon McKenzie

Adrian Perez

Greg Snook

Campaign Engineer/

Additional Writing-

Terminals

Damiàn Isla

Graphics Engineers

David Cook

Chris Tchou

Luis Villegas

Xi Wang

Multiplayer Engineers

Jon Cable

Petar Kotevski

Aaron Lieberman
Luke Timmins
Stefan Sinclair

PRODUCTION

ENGINEERING

Production Engineering

Lead

Graham Bartlett

Production Engineers

Joshua Rodgers

Tim Williams

Tools Lead Engineer

Mat Noguchi

Tools Engineers

Bob Glessner

Tristan Root

Sean Shypula

Michael R Williams

Roger Wolfson

GRAPHIC DESIGN AND

USER INTERFACE

Graphic Design Lead

Aaron LeMay

User Interface

David Candland

Colm Nelson

Graphic Artist

Lorraine McLees

PRODUCTION

Executive Producer

Jonty Barnes

Production Leads

James McQuillan

Joseph Tung

Producers

Curtis Creamer

Matthew Burns

Allen Murray

Matt Priestley

Development Manager

Steve Reddoch

TEST

Test Manager

Jamie Evans

Test Leads

Doug Boyce

David Gasca

Domenic Koeplin

WRITING

Writing Director

Joseph Staten

Managing Editor

Frank O'Connor

Writers

Robt McLees

Luke Smith

BUNGIE.NET TEAM

Bungie Marketing/PR/

Community Lead

Brian Jarrard

Web Dev Lead

Chris Gossett

Web Developer

Tom Gioconda

Oversight

The Bungie

Webmaster

BUNGIE BACKBONE

Senior Business

Coordinator

Alta Hartmann

Business Administrator

Davina Chan

Gallagher

IT Lead

Steve Lopez

Helpdesk Lead

James Parks

Security

Philip Kauffman

Laszlo Kiss

Jerome Simpson

ADDITIONAL SUPPORT

Graphic Design

Erik Bertellotti

Music Composition and

Audio Production

Michael Salvatori

Orchestration

Stan LePard

Story Editor

Peter O'Brien

SPECIAL THANKS

Robert Aguilera

Michel Bastien

Joe Cruz

Brad Dennis

Darrell Frost

Max Hoberman

Tomonobu Itagaki

Shane Kim

Don Leeds

Peter Marks

Don Nguyen

Team Ninja

Pete Parsons

Cameron Payne

David Scott

Wes Shriner

Lori Soloman

Phil Spencer

Jeff Williams

Yaron Yedidia

Xbox LIVE Operations

Team

VOICE ACTORS**Cinematic Cast****343 GUILTY SPARK:**

Tim Dadabo

ARBITER:

Keith David

MASTER CHIEF:

Steve Downes

CORTANA:

Jen Taylor

GRAVEMIND:

Dee Bradley Baker

LORD HOOD:

Ron Perlman

SGT. JOHNSON:

David Scully

CDR. MIRANDA KEYES:

Justis Bolding

SHIPMASTER:

Robert Davi

PROPHET OF TRUTH:

Terence Stamp

Artificial Intelligence**Cast****BRUTES:**

Steve Blum

Ken Boynton

Fred Tatascoire

BRUTE CHIEFTAIN:

John DiMaggio

CIVILIANS:

Todd Lince

Mark Lund

ELITES:

Ron Hippe

David Scully

GRUNTS:

Chris Edgerly

Mark Fullerton

Roy Stanton

Joseph Staten

MARINES:

Adam Baldwin

Nika Futterman

Mikey Kelley

Andy McKaige

Nolan North

Katee Sackhoff

Alan Tudyk

David White

Debra Wilson

Skelton

SERGEANTS:

Nathan Fillion

Pete Stacker

MULTIPLAYER**ANNOUNCER:**

Jeff Steitzer

ADDITIONAL VOICES

Adam Adcock

Chris Anderson

Burnie Burns

Christopher Davis

Eric Fredrickson

Joel Heyman

Dan Godwin

Joel Heyman

Matt Hullum

Bob O'Donnell

Geoff Lazer Ramsey

Jonathan Ross

Juan Ruiz

Jason Saldaña

Gus Sorola

Petey Lee Winfield

The Bungie Auxiliary

Players

Casting & Voice-Over**Production Services**

Blindlight

CINEMATIC ANIMATION**PARTNERS****Animation Supervisor**

Emilio Ghorayeb

damnfx

Chris Capell

Peter Skovsbo

Jonathan Abenheim

Sungjin Ahn

Dana Boadway

Cristinel Bostan

Frédéric Côté

Alexandru

Dragutescu

Timothy Heath

Michael Kitchen

Bartek Kujbida

Nadine Lavoie

Sang Ho Lee

Éric Lessard

Dave Massicotte

Shawn McClelland

Praveen Moodley

Nadaraju

Darryl Purdy

Graeme Revell

Peter Reynolds

Carlos Rosas

DownUnda Thunda

John Velazquez

Joon Yang

Ryan Yee

Philippe Zerounian

Zoic Studios

Gina Fiore

Andrew Orloff

Aaron Sternlicht

Dustin Adair

Robert Blye

Sean Comer

Mike Kirylo

Garrett Norlin

Mark Shimer

MICROSOFT GAME**STUDIOS PUBLISHING****Executive Producer**

Jim Veevaert

Legal/Business Affairs

Kirsten Duvall

Don McGowan

Frank Pape

Engineering

Russ Almond

Michael Mournier

Aaron Nicholls

Kutta Srinivasan

Program Manager

Sam Charchian

MICROSOFT GAMES**(XBOX)****Engineering Support**

Peter Comley

Aleks Gershaft

Marwan Jubran

Matt Lee

Mike Ruete

Paul Newson

John Yip

Finance

Dennis Durkin

Doug Ralphs

Arthur Tien

HR/Recruiting

Justin Jumaní

Denise Novosel

Michael Walters

Research

Thore Graepel

Ralf Herbrich

Peter Pike Sloan

Phillip Trelford

User Experience

Dana Fos

Kevin Grace

Jeannie

Voirin-Gerde

Chris Lassen

JoAnne Williams

Matt Whiting

User Research Lead

Randy Pagulayan

User Research**Engineers**

John Hopson

Kris Moreno

MICROSOFT RESEARCH**ASIA****Researchers**

Minmin Gong

Yaohua Hu

Zhipeng Hu

Xing Huang

Xingguo Liu

Kun Zhou

MICROSOFT TEST**Test Lead**

Rick Lockyear

SDET

Steve Alliston

Melissa Batten

Tony Bradley

Evan Brandt

Paul Gradwohl

Eric Helbig

Doug Jelen

Bill Metters

Johnney Nguyen

Matt Richenburg

Mike Yurka

PLATFORM & XBOX LIVE

Mei-Mei Bong

Cliff Garrett

Ian Lewis

Michael Maston

Zsolt Mathe

Oliver Miyashita

Eric Neustadter

Kevin Salcedo

Steve Smith

Jason Strayer

Victor Tan

Daryl Welsh

MARKETING & PR

Chris Lee

Jen Martin

Jerret West

MICROSOFT**LOCALIZATION TEAMS****EMEA (Europe/Brazil)**

Peter Fitzpatrick

Michael Ivory

Niamh Marsh

Jamie O'Connell

Jason Shirley

Japan

Seigen Ko

Go Komatsu

Korea

Kyoung Ho Han

In Goo Kwon

Kyoung Han Yoon

Redmond

Yasmine Nelson

Taiwan

Robert Lin

Andy Liu

MICROSOFT**DEVELOPMENT****PARTNERS****FASA**

Ruth Caspary

David (dj) Johnson

Mike Porter

Rare

Jason Baggett

Ross Bury

John Doyle

Giorgio Grecu

Gareth Lough

Stephen McFarlane

Lee Musgrave

Richie Prado

Gary Talbot

PRODUCERS,**ENGINEERING &****ARTISTS CONTRACTORS****104**

Phoenix Cheng

Eva Lin

Corestaff

Kari Erickson

Filter

Harold Lamb

Matt Waggle

FilmOasis

Kate Christensen

Mason Funk

Wendy Grande

Bryan Hargrave

Esmeralda McQuillan

David Parker

Jon Price

Japan Convention**Service**

Yuki Harima

LUX

Doug Startzel

Recruit Staffing

Masao Okamoto

Sakson & Taylor

David Allen

Ginny Baldwin

Matt Bennier

Troy Allen Coleman

Carlos Fins

Andrew G Davis

Emilio Gandin

Tetyana Golub

Morgan A Hill

Jason Keith

Matt Kelly

Scott Kikuta

Michael Means

Carlos Naranjo

Kevin Paul

Cameron Pinard

Jeremiah Strong

Jason Sussman

Stosh Steward

Mark Yeend

Wise HR

Byung Hoon Lee

TEST CONTRACTORS**Excell Data Corporation**

Michael Axworthy

Dustin Backlund

Joshua Baran

Aleksandr Bezman

Ryan Blosser

Josiah Bolek

Dan Callan

Judy Chan

Jason Cole

James Comstock

Christopher Daltas

Matthew Frank

Christopher

Greenhaw

John Harris

Andrew Hopper

Nicholas Jerden

Scott Kankelborg

Tomonori Kinoshita

Craig Krohn

Reed Lawrenson

Brian T McGee

Brian Meloy

Travis Pijut

James Phillips

Kelly Rios

Shay Sanders

Nathan Schneider

Derek

ShefelandKale

Stutzman

Johann Tang

Kari Toyama

Mike Toyama

Jon Weisnewski

David Yingling

Nick Zulich

Volt

Nicholas Apple

Daniel Bach

Ernest Andrew

Belousek Jr.

Tyler Booth

Eric Boughton

Angela Serrano

Brummett

Kevin Claus

Kieth Conner

James Costello

Mario Curro

Joshua Daniels

Jim Davis

Joel Day

Robert Delaware

Charles

LIMITED WARRANTY FOR YOUR COPY OF XBOX GAME SOFTWARE ("GAME") ACQUIRED IN THE UNITED STATES OR CANADA

WARRANTY

Microsoft Corporation ("Microsoft") warrants to you, the original purchaser of the Game, that this Game will perform substantially as described in the accompanying manual for a period of 90 days from the date of first purchase. If you discover a problem with the Game covered by this warranty within the 90-day period, your retailer will repair or replace the Game at its option, free of charge, according to the process identified below. This limited warranty: (a) does not apply if the Game is used in a business or for a commercial purpose; and (b) is void if any difficulties with the Game are related to accident, abuse, virus or misapplication.

RETURNS WITHIN 90-DAY PERIOD

Warranty claims should be made to your retailer. Return the Game to your retailer along with a copy of the original sales receipt and an explanation of the difficulty you are experiencing with the Game. At its option, the retailer will either repair or replace the Game. Any replacement Game will be warranted for the remainder of the original warranty period or 30 days from receipt, whichever is longer. If for any reason the Game cannot be repaired or replaced, you will be entitled to receive your direct (but no other) damages incurred in reasonable reliance but only up to the amount of the price you paid for the Game. The foregoing (repair, replacement or limited damages) is your exclusive remedy.

LIMITATIONS

This limited warranty is in place of all other express or statutory warranties, conditions or duties and no others of any nature are made or shall be binding on Microsoft, its retailers or suppliers. Any implied warranties applicable to this Game or the media in which it is contained are limited to the 90-day period described above. **TO THE FULL EXTENT ALLOWED BY LAW, NEITHER MICROSOFT, ITS RETAILERS OR SUPPLIERS ARE LIABLE FOR ANY SPECIAL, INCIDENTAL, PUNITIVE, INDIRECT OR CONSEQUENTIAL DAMAGES ARISING FROM THE POSSESSION, USE OR MALFUNCTION OF THIS GAME. THE FOREGOING APPLIES EVEN IF ANY REMEDY FAILS OF ITS ESSENTIAL PURPOSE.** Some states/jurisdictions do not allow limitations as to how long an implied warranty lasts and/or exclusions or limitations of incidental or consequential damages so the above limitations and/or exclusions of liability may not apply to you. This limited warranty gives you specific rights, and you may also have other rights that vary from state/jurisdiction to state/jurisdiction.

For questions regarding this warranty contact your retailer or Microsoft at:

Xbox Product Registration
Microsoft Corporation
One Microsoft Way
Redmond, WA 98052-9953 USA

In the U.S. or Canada, call 1-800-4MY-XBOX. TTY users: 1-866-740-XBOX.

Technical support is available seven days a week including holidays.

- In the U.S. or Canada, call 1-800-4MY-XBOX.
TTY users: 1-866-740-XBOX.
- In Mexico, call 001-866-745-83-12.
TTY users: 001-866-251-26-21.
- In Brazil, call 0800 891 9835
- In Chile, call 1230-020-6001
- In Colombia, call 01-800-912-1830.

For more information, visit us on the Web at www.xbox.com

Information in this document, including URL and other Internet Web site references, is subject to change without notice. Unless otherwise noted, the example companies, organizations, products, domain names, e-mail addresses, logos, people, places, and events depicted herein are fictitious, and no association with any real company, organization, product, domain name, e-mail address, logo, person, place, or event is intended or should be inferred. Complying with all applicable copyright laws is the responsibility of the user. Without limiting the rights under copyright, no part of this document may be reproduced, stored in or introduced into a retrieval system, or transmitted in any form or by any means (electronic, mechanical, photocopying, recording, or otherwise), or for any purpose, without the express written permission of Microsoft Corporation.

Microsoft may have patents, patent applications, trademarks, copyrights, or other intellectual property rights covering subject matter in this document. Except as expressly provided in any written license agreement from Microsoft, the furnishing of this document does not give you any license to these patents, trademarks, copyrights, or other intellectual property.

The names of actual companies and products mentioned herein may be the trademarks of their respective owners.

Unauthorized copying, reverse engineering, transmission, public performance, rental, pay for play, or circumvention of copy protection is strictly prohibited.

© & © 2007 Microsoft Corporation. All rights reserved.

Microsoft, Bungie, the Bungie logo, Halo, the Microsoft Game Studios logo, Xbox, Xbox 360, Xbox LIVE, the Xbox logos, and/or other Microsoft products referenced herein are trademarks of the Microsoft group of companies.

Developed by Bungie for Microsoft Corporation.



Uses Bink Video. Copyright ©1997–2007 by RAD Game Tools, Inc.



Development tools and related technology provided under license from CRI Middleware, Inc. © 2007 CRI Middleware, Inc. All rights reserved.

Vocal samples courtesy of Spectrasonics *Symphony of Voices* CD-ROM collection

zlib Library Copyright © 1995–2005 Jean-loup Gailly and Mark Adler

Manufactured under license from Dolby Laboratories.



WAVES Audio Plug-ins (www.waves.com)