

Based on the Hit Online Game!



NINTENDO DS™

With **BACK TO THE BAKERY**
Expansion Pack

INSTRUCTION BOOKLET



MAJESCO
ENTERTAINMENT

PLEASE CAREFULLY READ THE SEPARATE HEALTH AND SAFETY PRECAUTIONS BOOKLET INCLUDED WITH THIS PRODUCT BEFORE USING YOUR NINTENDO® HARDWARE SYSTEM, GAME CARD OR ACCESSORY. THIS BOOKLET CONTAINS IMPORTANT HEALTH AND SAFETY INFORMATION.

IMPORTANT SAFETY INFORMATION: READ THE FOLLOWING WARNINGS BEFORE YOU OR YOUR CHILD PLAY VIDEO GAMES.

⚠️ WARNING - Seizures

- Some people (about 1 in 4000) may have seizures or blackouts triggered by light flashes or patterns, such as while watching TV or playing video games, even if they have never had a seizure before.
- Anyone who has had a seizure, loss of awareness, or other symptom linked to an epileptic condition should consult a doctor before playing a video game.
- Parents should watch when their children play video games. Stop playing and consult a doctor if you or your child have any of the following symptoms:
 - Convulsions
 - Altered vision
 - Eye or muscle twitching
 - Involuntary movements
 - Loss of awareness
 - Disorientation
- To reduce the likelihood of a seizure when playing video games:
 1. Sit or stand as far from the screen as possible.
 2. Play video games on the smallest available television screen.
 3. Do not play if you are tired or need sleep.
 4. Play in a well-lit room.
 5. Take a 10 to 15 minute break every hour.

⚠️ WARNING - Radio Frequency Interference

- The Nintendo DS can emit radio waves that can affect the operation of nearby electronics, including cardiac pacemakers.
- Do not operate the Nintendo DS within 9 inches of a pacemaker while using the wireless feature.
 - If you have a pacemaker or other implanted medical device, do not use the wireless feature of the Nintendo DS without first consulting your doctor or the manufacturer of your medical device.
 - Observe and follow all regulations and rules regarding use of wireless devices in locations such as hospitals, airports, and on board aircraft. Operation in those locations may interfere with or cause malfunctions of equipment, with resulting injuries to persons or damage to property.

⚠️ WARNING - Repetitive Motion Injuries and Eyestrain

Playing video games can make your muscles, joints, skin or eyes hurt after a few hours. Follow these instructions to avoid problems such as tendinitis, carpal tunnel syndrome, skin irritation or eyestrain:

- Avoid excessive play. It is recommended that parents monitor their children for appropriate play.
- Take a 10 to 15 minute break every hour, even if you don't think you need it.
- When using the stylus, you do not need to grip it tightly or press it hard against the screen. Doing so may cause fatigue or discomfort.
- If your hands, wrists, arms or eyes become tired or sore while playing, stop and rest them for several hours before playing again.
- If you continue to have sore hands, wrists, arms or eyes during or after play, stop playing and see a doctor.

⚠️ WARNING - Battery Leakage

The Nintendo DS contains a rechargeable lithium ion battery pack. Leakage of ingredients contained within the battery pack, or the combustion products of the ingredients, can cause personal injury as well as damage to your Nintendo DS.

If battery leakage occurs, avoid contact with skin. If contact occurs, immediately wash thoroughly with soap and water. If liquid leaking from a battery pack comes into contact with your eyes, immediately flush thoroughly with water and see a doctor.

To avoid battery leakage:

- Do not expose battery to excessive physical shock, vibration, or liquids.
- Do not disassemble, attempt to repair or deform the battery.
- Do not dispose of battery pack in a fire.
- Do not touch the terminals of the battery, or cause a short between the terminals with a metal object.
- Do not peel or damage the battery label.

Important Legal Information

This Nintendo game is not designed for use with any unauthorized device. Use of any such device will invalidate your Nintendo product warranty. Copying of any Nintendo game is illegal and is strictly prohibited by domestic and international intellectual property laws. "Back-up" or "archival" copies are not authorized and are not necessary to protect your software. Violators will be prosecuted.

The official seal is your assurance that this product is licensed or manufactured by Nintendo. Always look for this seal when buying video game systems, accessories, games and related products.




Nintendo does not license the sale or use of products without the Official Nintendo Seal.

THIS GAME CARD WILL WORK ONLY WITH THE NINTENDO DS™ VIDEO GAME SYSTEM

Table of Contents

Controls	4
It's A Culinary Crisis!	5
On Screen Display	8
Main Menu	9
Gameplay Basics	10
Purchases & Upgrades	12
Wasted Cakes	16
Customer Service	17
Monthly Earnings	18
Saving Your Game	18
Credits	19
Warranty	21



Controls

CHANGE TV CHANNEL

OPEN MENU OPTIONS

MOVE JILL TO BAKE CAKES/ICE CAKES/DECORATE CAKES/COLLECT MONEY/HAND OUT MENUS AND CUPCAKES

CHANGE TV CHANNEL

PAUSE GAME

It's a Culinary CRISIS!


Jill has returned from culinary school only to find her beloved grandparents' bakery closed down. Business has taken a drastic downturn because a new MegaMart store opened in the neighborhood. Help Jill upgrade her kitchen with state-of-the-art baking tools while serving her increasingly difficult customers so she can ultimately earn enough money to re-open her grandparent's shop!



My grand-parents' kitchen always smelled of warm cakes.




I was always underfoot in the kitchen, and naturally absorbed their passion for pastries.



With my extra help, the shop thrived! Grandpa even managed to save enough money to send me to culinary school. They'll be so proud I've graduated.






I'll have to work out of my home for now, but it's a start.

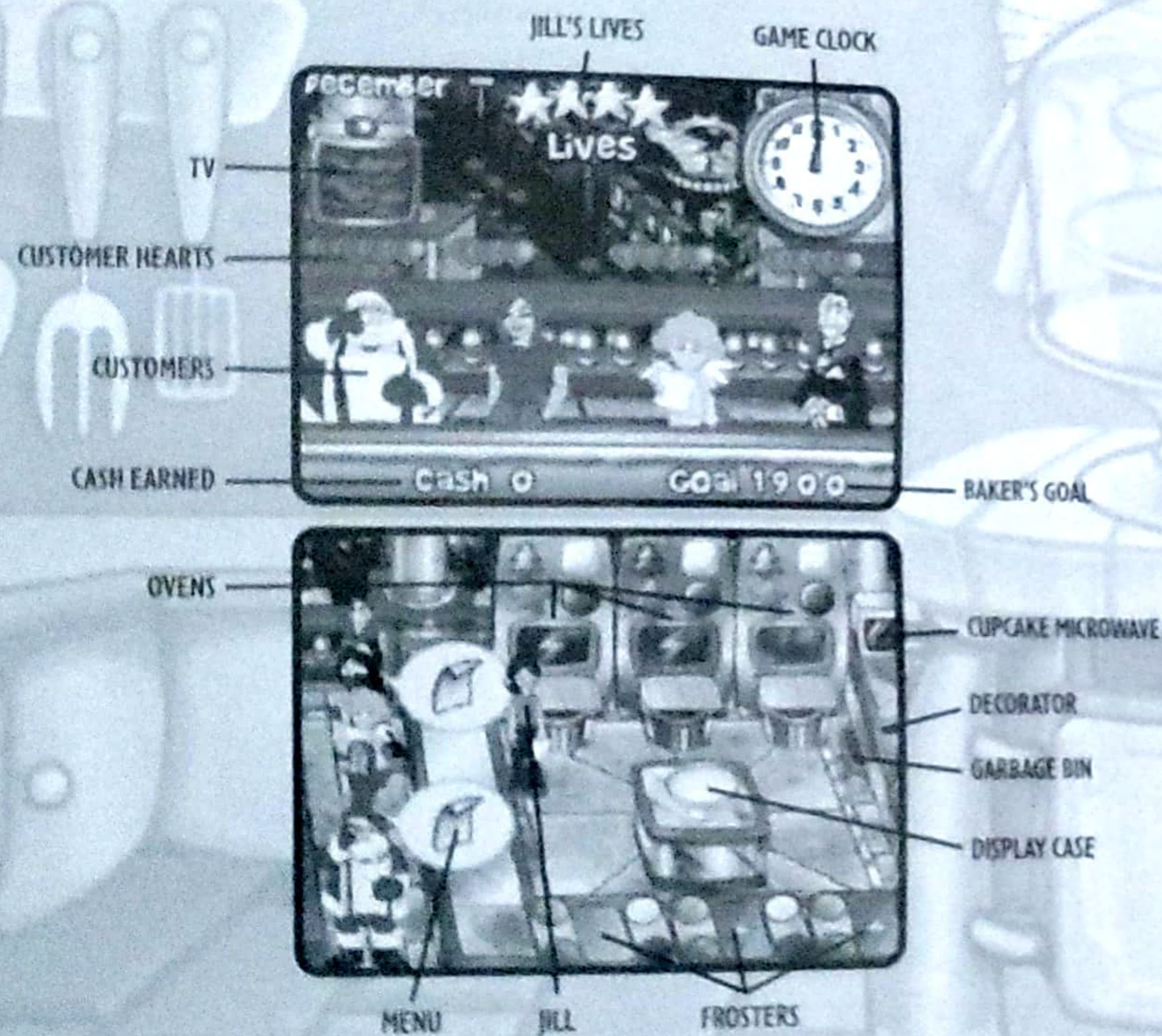


With Gran and Grampas' Equipment in my kitchen, I'm raring to show the big bad big-box business who's boss!

A little luck and a lot of legwork is the recipe for success. It might take a couple of years, but I am going to reopen Gran and Grampa's Shop!



On Screen Display



Main Menu

Select from the following at the Main Menu:

PLAY: Choose from **START NEW GAME**, **LOAD SAVED GAME** (load a previously saved game to play where you last left off) or **BACK** (return to Main Menu).

SELECT PLAYER: Choose from up to three previously established player profiles, each with the capacity for three individual save files. This option allows multiple players to maintain their own progress level though other players may be using the same game card.

HIGH SCORES: Select to view overall score ranking for previously played games and players.

OPTIONS: Select to adjust Music Volume and Sound Volume via slider bar.

CREDITS: Select to view the team who brought you **CAKE MANIA**.

GAME SELECT: Choose from the original **CAKE MANIA** game and the **BACK TO THE BAKERY** expansion pack (this portion of the game will be locked until you complete the main game).

Gameplay Basics

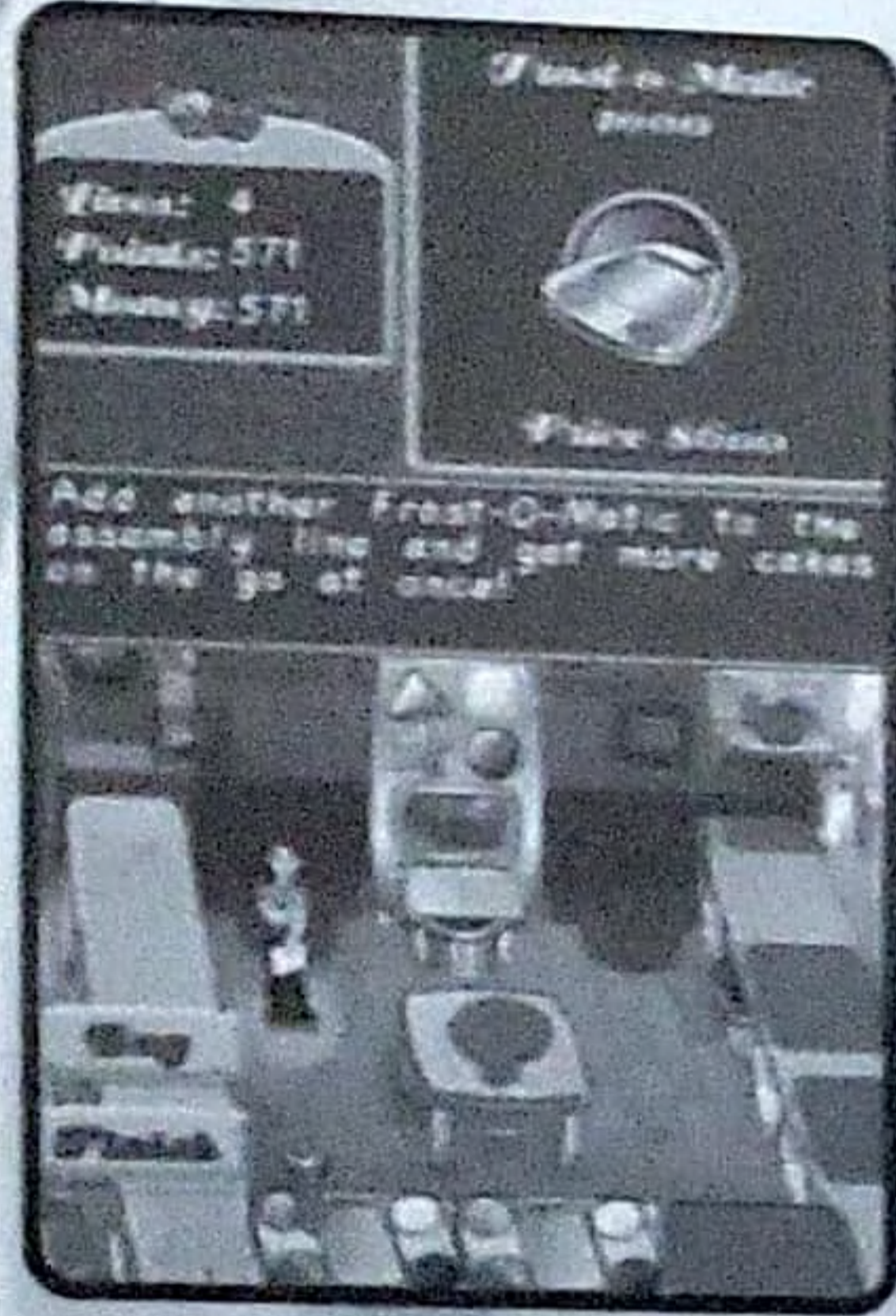
Jill is challenged to bake cakes in five different locations: Home Bakery, Beach Front, Circus, Casino and her Grandparent's Bakery. Jill must complete 12 months at each bakery by achieving the Baker's Goal (cash amount to earn that's specified prior to gameplay) in the time allotted. During those stages, Jill must master: single layer cakes, double layer cakes, Easter, Valentine's, Halloween and Christmas cakes. If Jill does not achieve the Baker's Goal for a given month, she will lose a life. She has four total lives to last through the game so make sure you save your game while things are running smoothly. See **SAVING YOUR GAME** on page 18.

JILL'S JOB STARTS OFF EASY ENOUGH:

- 1 When a customer arrives, use the stylus to tap a customer to hand him/her a menu.
- 2 Once a customer has decided, his/her order appears within a speech bubble, indicating cake shape, frosting color and decorations (if any).
- 3 Bake the ordered cake in the oven by touching the appropriate shape on the oven.
- 4 Once the cake is ready, use the stylus to pick it up and then touch the stylus to the appropriate color on the frosting station. Once the cake is frosted, use the same process to decorate it if necessary.
- 5 Use the stylus to pick up the cake and hand it to the customer. It will automatically giftwrap and the customer will leave money on the counter. Use the stylus to collect payment.

When she's first starting out, Jill doesn't have to work too hard to fulfill orders efficiently. But as customers multiply, lose patience quicker and order more complex cakes, Jill has to be on top of her game to keep everything in the bakery running smoothly. Instead of waiting around for an order or cake, Jill can multi-task and start a whole string of jobs at once so she doesn't waste any time. It also helps that she can upgrade her equipment to improve efficiency!

Purchases & Upgrades



As Jill earns cash, she can buy additional kitchen equipment and upgrade current equipment including: ovens, frosters, decorators, cupcake microwaves and even her shoes! All upgrades must be purchased in the Buy Menu at the start of every month; simply use the stylus to touch an item's silhouette and view its cost and benefit description. You can also touch most existing items to see how much an upgrade will cost. Cash earned in previous months can be accumulated to purchase anything in the Buy Menu. It's important to manage your purchases and upgrades efficiently so you're equipped to handle the demands of a growing bakery when it matters most.

The following items are available for purchase and upgrade:

OVENS

You start with one oven and can purchase two more over the course of the game. You can also upgrade each oven twice to bake cakes that much faster:



BAKEPRO 1000
6 seconds to bake a cake



BAKE MASTER 2000
4 seconds to bake a cake



LIGHTNING-BAKE 5000
2 seconds to bake a cake

FROSTERS

You start with one froster and can purchase two more over the course of the game. You can also upgrade each froster twice to frost cakes that much faster:



FROST-O-MATIC 1000
6 seconds to frost a cake



FAST-FROST 2000
4 seconds to frost a cake



LEAN MEAN FROSTING MACHINE
2 seconds to frost a cake

DECORATORS

Decorators contain various toppings that Jill can use to create fancier cakes that better meet the needs of her customers. These toppings are purchased in the Buy Menu prior to gameplay. Each decorator has four cake toppings and once you've purchased all of them, you can then upgrade the decorator to a faster one in the Buy Menu (two upgrades possible). Different decorations add different values to the cakes Jill sells (i.e. brides will pay more for cakes with wedding decorations, etc.). Jill can buy two decorators over the course of the game.



SHOES

Each upgrade causes Jill to run faster as she scurries about the bakery multi-tasking. There are three possible upgrades for Jill's shoes: Cloud Crosstrainers, Wingtips and Smokin' Sneakers.



CUPCAKE MICROWAVE & CUSTOMER HEARTS

The mighty cupcake remains Jill's best weapon in the war against impatience. Customers with fewer hearts next to them will grow impatient more quickly. Jill can use her earnings to buy a cupcake microwave from the Buy Menu. With it, she can bake cupcakes and hand them out to frustrated customers short on patience. By doing so, she will earn back their "hearts" and buy some time before they leave the bakery in frustration. There are two possible microwave upgrades and each bakes cupcakes that much faster. See Customer Service on page 17 for more information.



TV

Jill can also purchase a TV from the Buy Menu to help keep waiting customers pre-occupied so they don't lose patience (hearts) as quickly. After you purchase the TV from the Buy Menu and begin gameplay, it will play static on the top screen until you change the channel using the L and R BUTTONS (different customers will prefer different channels—experiment during gameplay to see who likes what). Once the TV is set to a channel, it will remain on for approximately 25 seconds until it returns to static. There are no upgrades for the TV.



DISPLAY CASE

Jill can also purchase a display case from the Buy Menu. This allows her to plan ahead for when things get hectic or salvage an incorrect order that would otherwise be thrown away immediately. If cakes remain in the display case at the end of the month, the wasted cake will be deducted from Jill's overall monthly earnings. However, with a finished cake in the display case, Jill has a 20% chance that a new customer will order that particular cake. There are no upgrades for the display case.



A Delicious Cake is a Terrible Thing to Waste!

At the end of every month, any baked cakes that remain (even if they're in the display case) will be wasted. The cost of the cake is deducted from Jill's overall earnings for the month. If Jill throws away a cake during gameplay, she incurs a similar cash loss for the cake's value. It is therefore important to manage cake orders with a watchful eye so Jill is not losing valuable earnings she can apply to purchases and upgrades.

Customer Service



The amount of time customers are willing to wait for a cake is determined by the number of hearts next to them. Fewer hearts mean customers are less patient and need to be served more quickly lest they leave the bakery in frustration. The more hearts a customer has, the longer he/she will be willing to wait and the bigger the tip for Jill. Each lost customer costs Jill \$50 from her earnings if he/she has not placed a cake order. If the customer has already ordered a cake, Jill loses \$50 plus \$50 for each layer above a single layer cake and \$25 for each decoration wasted.

Impatient customers can be placated with cupcakes and television while they wait. Depending on the customer, each cupcake served will add one or more hearts back to a customer's heart value (customers can have a maximum of five hearts). Customers will also gain hearts back if they're watching a channel on television that they like.

MAJESCO ENTERTAINMENT

CREATIVE DIRECTOR Joseph Sutton
PRODUCER Brian Regan
PRODUCT DEVELOPMENT MANAGER Catherine Biebelberg
ART DIRECTOR Frank Lam
VP MARKETING Ken Gold
SENIOR PRODUCT MANAGER Liz Buckley
MARKETING COORDINATOR Pete Rosky
PR ACCOUNT EXECUTIVE Gloria Quinn
DIRECTOR OF CREATIVE SERVICES Leslie Mills DeMarco
PACKAGE & MANUAL DESIGN Vic Merritt
SVP OF BUSINESS AND LEGAL AFFAIRS Adam Sultan
IT MANAGER Paul Campagna
BURN ROOM TECHNICIAN Kevin Tsakonas
QA MANAGER Eric Jezercak
PROJECT LEAD TESTER Nicholas Greder
LEAD TESTERS Kevin Kurdes
Jonathan Black
Manny Hernandez

TESTERS

Larry Contreras, Damion DeStefano, Jorge Cosme, Marc Dunyak, John Moran, Rich Wogan, Gina Giacobbe, Tito Jimenez, Martin Sanelli, Phillip Johnson, Onix Alicea, Joey Goldstein, Justin Rivera, John Rocco, Joe Ronquillo, Hunter S. Gollum

SPECIAL THANKS Morris Sutton
Jesse Sutton
Adam Sutton
Jaime Bartolomei
Gabrielle Cahill
HighWater Group

Warranty Information

MAJESCO ENTERTAINMENT COMPANY Limited Warranty

Majesco Entertainment Company warrants to the original purchaser that this product is free from defects in materials and workmanship for a period of 90 days from the date of purchase. Majesco Entertainment Company is not liable for any losses or damages of any kind resulting from the use of this product. If the product is found to be defective within the 90-day warranty period, Majesco Entertainment Company agrees to repair or replace the product at its option free of charge. This warranty shall not be applicable and shall be void if the defect in the product is a result of abuse, unreasonable use, mistreatment or neglect.

Limitations

This warranty is in place of all other warranties and no other representations or claims of any nature shall be binding on or obligate Majesco Entertainment Company. Any implied warranties applicable to this product, including warranties of merchantability and fitness for a particular purpose, are limited to the 90-day period described above. In no event will Majesco Entertainment Company be liable for any special, incidental or consequential damages resulting from possession, use or malfunction of this Majesco Entertainment Company software product. Some states do not allow limitations as to how long an implied warranty lasts and/or exclusions or limitations of incidental or consequential damages so the above limitations and/or exclusions of liability may not apply to you. This warranty gives you specific rights, and you may also have other rights that vary from state to state.

Returns Within the 90-Day Warranty Period

Please return the product along with a copy of the original sales receipt, showing the date of purchase, a brief description of the difficulty you are experiencing, and your name, address and phone number to: Majesco Entertainment Company, 160 Raritan Center Parkway, Edison, NJ 08837. If the product was damaged through misuse or accident, this 90-day warranty is rendered void. We strongly recommend that you send your product using a traceable delivery method. Majesco Entertainment Company is not responsible for products not in its possession.

MAJESCO ENTERTAINMENT COMPANY Customer Warranty Notice

Majesco Entertainment Company reserves the right to make improvements in the product described in this manual at any time and without notice. This manual and the software described in this manual are copyrighted. All Rights Reserved. No part of this manual or the described software may be copied, reproduced, translated, or reduced to any electronic medium or machine-readable form without the prior written consent of Majesco Entertainment Company.


Technical Support

If you need technical assistance with this product, call us toll-free at (800) 826-0015 Monday through Friday between 9:00 A.M. and 5:00 P.M. Eastern Standard Time. No hints or codes are available from this line. For hints and codes call us at (900) 285-TIPS Monday through Friday between 9:00 A.M. and 5:00 P.M. Eastern Standard Time. Be advised that there is a \$1.99 per minute charge.

How to Reach Us Online

For technical and game support visit us at <http://www.majescoentertainment.com> and click on the "Support" link.

LIFE NOT JUST ABOUT CAKE!
LEARN HOW TO
COOK WITH MAMA!



cooking mama

NINTENDO DS™
AVAILABLE NOW!

EVERYONE
The **E**
Alcohol Reference
ESRB CONTENT RATING www.esrb.org

Majesco Entertainment, 160 Raritan Center Parkway, Edison, NJ 08837
"Cooking Mama" is a trademark of OFFICE CREATE CORPORATION. "Cooking Mama"
©2006 OFFICE CREATE CORPORATION. All rights reserved. Published and distributed by Majesco
Entertainment. ©2006 Majesco Entertainment. All rights reserved. The ratings icon is a trademark
of the Entertainment Software Association. Licensed by Nintendo. Nintendo, Nintendo DS and
the official seal are trademarks of Nintendo © 2004 Nintendo.

PRINTED IN USA

