



TRADEWEST

Tradewest, Inc.
1800 S. Business 45
Corsicana, TX 75151

Super Off-Road © 1992 Tradewest, Inc.
Licensed to Tradewest, Inc. by the Leland Corporation, one of the
world's leading U.S.-based coin-operated games manufacturers.

Printed in Japan

Nintendo

GAME BOY


INSTRUCTION MANUAL

DMG-OR-USA-1

SUPER OFF ROAD



TRADEWEST



EmuMovies

LICENSED BY



Nintendo, Game Boy and the official seals are trademarks of Nintendo of America Inc.

This official seal is your assurance that Nintendo has approved the quality of this product. Always look for this seal when buying games and accessories to ensure complete compatibility with your Game Boy System. All Nintendo products are licensed by sale for use only with other authorized products bearing the official Nintendo seal of quality.



Cautions During Use

- 1) If you play for long periods, take a 10 to 15 minute break every hour or so.
- 2) This equipment is precision-built. Do not use or store it under conditions of extreme temperature, or subject it to rough handling or shock. Do not disassemble the unit.
- 3) Do not touch the connectors or let them come into contact with water, as this may cause malfunction.
- 4) Do not wipe this equipment with volatile solvents such as thinner, benzene or alcohol.
- 5) Store the Game Pak in its protective case when not in use.

ADVISORY: READ BEFORE USING YOUR GAME BOY SYSTEM

A very small portion of the population may experience epileptic seizures when viewing certain kinds of flashing lights or patterns that are commonly present in our daily environment. These persons may experience seizures while watching some kinds of television pictures or playing certain video games including games played on the Game Boy Compact Video Game System. Players who have not had any previous seizures may nonetheless have an undetected epileptic condition. Consult your physician before playing video games if you have any epileptic condition. Consult your physician if you experience any of the following symptoms while playing video games: altered vision, muscle twitching, other involuntary movements, loss of awareness of your surroundings, mental confusion, and/or convulsions.

CONTENTS

Tear Up The Road!	3
Using The Controller	4
The Scoreboard	6
Getting Started	7
The Speed Shop	8
The Race Is On!	11
Winning Prize Money	13
Hot Tips	15
Limited Warranty	16

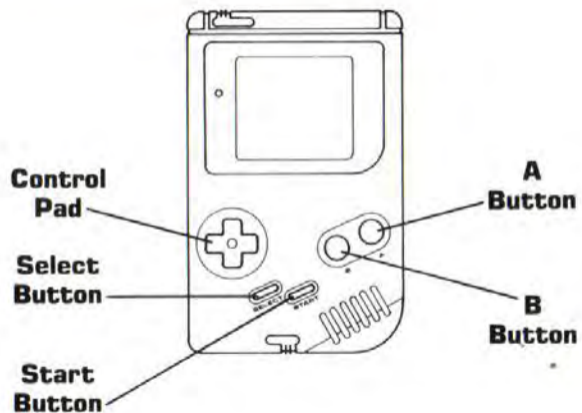
Thank you for purchasing Tradewest's SUPER OFF-ROAD for your Nintendo Game Boy System. For maximum enjoyment, please read this instruction manual thoroughly before playing.



TEAR UP THE ROAD!



Grab the wheel and hit the gas! Based on the #1 arcade game, Super Off-Road is all-out, dirt-grinding, high-gear competition. Watch out for the mud holes, jumps and other obstacles on 7 different stadium tracks and 14 configurations. Trade in cash prizes for racetruck accessories at the Speed Shop and improve your chances for victory. From match-offs to spin-outs, Super Off-Road is as close to genuine short-course racing as you can get!




Control Pad: Press the Control Pad left and right to rotate your racetruck counterclockwise and clockwise. (**Note:** When your truck is against the wall, you can only turn your truck in the direction away from the wall. You cannot turn your truck into a wall.)

A Button: Press the A Button to accelerate your truck.

B Button: Press the B Button to inject nitro fuel.

Start Button: During the title sequence, press the Start Button to begin the game. While playing, press the Start Button to pause the game. Press it again to return to the action.

Select Button: Not used.



①

②

③

- ① The amount of nitro fuel left for Player 1.
- ② The current lap number for Player 1.
- ③ The amount of time elapsed in the current race.

NAME INPUT



Pressing the Start Button brings you to the Name Input and Country Selection Screen. To enter your name, press the Control Pad up, down, left, and right, then press the A button to select the letter. To exit this screen, press the B Button.

COUNTRY SELECTION

Use the Control Pad to move the box over the flag of your choice. Press the A Button to select it, then press Start to exit this screen.



At the Speed Shop, you can purchase accessories with your winnings in order to tune-up your racetruck.

The Speed Shop menu displays your accumulated money, the 5 accessories, and the next track. Press the Control Pad up, down, left and right to position the box over

the item you would like to buy, then press the A Button to buy it (if you have enough money).

To return to the game, choose the Start Next Race options.

Pressing the Start Button will also return you to the next race.

ACCESSORIES

There are 5 accessories you can buy for your racetruck:



Nitro Fuel Units — \$10,000 each (up to 99)



Tires — \$40,000 each (up to 5)



Shocks — \$60,000 each (up to 5)



Acceleration — \$80,000 each (up to 5)



Top Speed — \$100,000 each (up to 5)

Nitro Fuel gives you an extra boost of speed over your normal top speed.

By buying better **Tires**, you can increase your grip on the track and decrease the amount of skid.

By buying more **Shocks**, you can cause your racetruck to bounce less, allowing you to take tighter corners at higher speeds.

The **Acceleration** accessory will enable your racetruck to reach its top speed more quickly.

The **Top Speed** accessory will noticeably increase the normal driving speed of your racetruck.



After exiting the Speed Shop, the race begins! Be prepared for anything. The tracks and configurations appear in a specific order. Each track is used in both clockwise and counterclockwise directions, as indicated by the starting position.

There will always be 4 racetrucks on the track. The race ends when one of the players completes 4 laps and crosses the finish line. This player is the winner.

WINNER'S CIRCLE

If a player doesn't finish in one of the top three positions, he will lose one credit. You start each new game with 3 credits and \$100,000. When you lose your last credit, the game will be over.



WINNINGS	
1ST CAR 1	\$150,000
2ND CAR 2	\$100,000
3RD CAR 1	\$50,000
4TH	\$0

You begin each game with \$100,000. There are 2 ways to win prize money: Track Bonuses and Final Position.



TRACK BONUSES

To win extra money, try to hit the bonus targets on the track with your racetruck. Bonuses range from \$10,000 to \$40,000.

Nitro canisters can also be collected, starting as 1 extra and increasing up to 4 extra.

FINAL POSITION

You will also receive winnings for your racetruck's position at the end of the race, in these amounts:

1st Place — \$150,000

2nd Place — \$100,000

3rd Place — \$50,000

HOT TIPS

- Avoid puddles and mud holes! They can slow down your race-truck, and even cause a crash.
- If you use your nitro boosts correctly, you can multiply your speed by as much as 3 times. Be sure to save as many nitros as possible for the Crazy Last Lap Dash.



LIMITED WARRANTY

Tradewest, Inc. warrants to the original purchaser of this Tradewest software product that the medium on which this computer program is recorded is free from defects in materials and workmanship for a period of ninety (90) days from the date of purchase. This Tradewest software program is sold "as is," without express or implied warranty of any kind, and Tradewest is not liable for any losses or damages of any kind resulting from use of this program. Tradewest agrees for a period of ninety (90) days to either repair or replace, at its option, free of charge, any Tradewest software product, postage paid, with proof of purchase, at its Factory Service Center.

This warranty is not applicable to normal wear and tear. This warranty shall not be applicable and shall be void if the defect in the Tradewest software product has arisen through abuse, unreasonable use, mistreatment or neglect. THIS WARRANTY IS IN LIEU OF ALL OTHER WARRANTIES AND NO OTHER REPRESENTATION OR CLAIMS OF ANY NATURE SHALL BE BINDING ON OR OBLIGATE TRADEWEST. ANY IMPLIED WARRANTIES APPLICABLE TO THIS SOFTWARE PRODUCT, INCLUDING WARRANTIES OF MERCHANTABILITY AND FITNESS FOR A PARTICULAR PURPOSE, ARE LIMITED TO THE NINETY (90) DAY PERIOD DESCRIBED ABOVE. IN NO EVENT WILL TRADEWEST BE LIABLE FOR ANY SPECIAL, INCIDENTAL, OR CONSEQUENTIAL DAMAGES RESULTING FROM POSSESSION, USE OR MALFUNCTION OF THIS TRADEWEST SOFTWARE PRODUCT.

Some states do not allow limitations as to how long an implied warranty lasts and/or exclusions or limitations of incidental or consequential damages so the above limitations and/or exclusions of liability may not apply to you. This warranty gives you specific rights, and you may also have other rights which vary from state to state.

Tradewest, Inc. 1800 S. Business 45 Corsicana, TX 75151. (903) 874-2683.