

CHECK OUT THESE OTHER COOL TITLES FROM BAM!



BAMI Entertainment • 333 West Santa Clara Street, Suite 930 • San Jose, CA
CARTOON NETWORK, the logo, THE POWERPUFF GIRLS and all related characters and elements are trademarks of Cartoon Network © 2000. PRINTED IN JAPAN

EmuMovies

Nintendo

GAME BOY COLOR

THE POWERPUFF GIRLS

CGB-BJE-USA

Bad Mojo Jojo



INSTRUCTION BOOKLET

ONLY FOR GAME BOY COLOR

WARNING: PLEASE CAREFULLY READ THE CONSUMER INFORMATION AND PRECAUTIONS BOOKLET INCLUDED WITH THIS PRODUCT BEFORE USING YOUR NINTENDO® HARDWARE SYSTEM, GAME PAK OR ACCESSORY. THIS BOOKLET CONTAINS IMPORTANT SAFETY INFORMATION.



This product has been rated by the Entertainment Software Rating Board. For information about the ESRB rating, or to comment about the appropriateness of the rating, please contact the ESRB at 1-800-771-3772.



THIS OFFICIAL SEAL IS YOUR ASSURANCE THAT NINTENDO HAS APPROVED THE QUALITY OF THIS PRODUCT. ALWAYS LOOK FOR THIS SEAL WHEN BUYING GAMES AND ACCESSORIES TO ENSURE COMPLETE COMPATIBILITY. LICENSED BY SALE FOR USE ONLY WITH OTHER AUTHORIZED PRODUCTS BEARING THE OFFICIAL NINTENDO SEAL OF QUALITY.

EVERYONE

MILD ANIMATED VIOLENCE

Visit www.esrb.org or call 1-800-771-3772 for rating information.

LICENSED BY




NINTENDO, GAME BOY, GAME BOY COLOR AND THE OFFICIAL SEAL ARE TRADEMARKS OF NINTENDO OF AMERICA INC.
© 1989, 1998 NINTENDO OF AMERICA INC.

THIS GAME PAK WILL WORK ONLY WITH THE GAME BOY® COLOR VIDEO GAME SYSTEM.

Content

- 2 *Saving the World Before Bedtime!™*
- 4 *Getting Started*
- 6 *Game Controls*
- 8 *The Game Menu*
- 11 *The Girl Moves!*
- 12 *Incredible Attacks*
- 14 *Status Bar*
- 17 *Collectibles*
- 21 *The Citizens of Townsville*
- 22 *Level Goals*
- 23 *Villains*
- 24 *Saving & Resuming Saved Games*
- 25 *Trading Card Book*
- 26 *Using Secrets*
- 27 *Credits*
- 33 *Limited Warranty*





Saving the World Before Bedtime™

It's another perfectly peaceful day in Townsville. No dogs barking, no phones ringing, no lab experiments blowing up... this means only one thing: another evil plot is underway.

Oh no! Someone has broken into Professor Utonium's lab and made off with some of his experiments. In addition, the Professor along with several other citizens of Townsville have begun to mysteriously disappear.

Only one mind is capable of hatching such a diabolical scheme: Mojo Jojo!™

Citizens in need of rescuing! Bad Guys in need of capturing! These are the ingredients that make up the perfect, little Powerpuff Girls™ game. So, get going... rescue the citizens of Townsville, bust the Bad Guys, and save the world before bedtime!

Getting Started

- 1 Turn the power switch OFF on your Nintendo® Game Boy Color. Never insert or remove a Game Pak when the power is on.
- 2 Insert *The Powerpuff Girls: Bad Mojo Jojo™* Game Pak into the slot on the Game Boy Color. Press firmly to lock the Game Pak in place.
- 3 Turn the power switch ON. The Nintendo logo should appear. (If you don't see it, begin again at step 1.)
- 4 When the Title screen appears, press START to proceed to the Select a Game screen.
- 5 Use the Control Pad to highlight the name of a saved game, or highlight NEW GAME.
- 6 Press the A Button to start the game. (Press the B Button to erase the highlighted game data.)

PRECAUTIONS

- ♥ Always turn the power OFF before inserting or removing the Game Pak from the Game Boy Color.
- ♥ Do not take apart, crush, bend or submerge the Game Pak.
- ♥ Store the Game Pak at room temperature, avoiding extreme hot or cold conditions.
- ♥ Keep the connectors clean and dry, and store the Game Pak in the case when not in use.
- ♥ Take a break after playing for long periods of time.



Controls



MENU CONTROLS

Control Pad	Move cursor through items
A Button	Select item
B Button	Perform action indicated on screen (trade cards, erase game data, etc.)
START	Advance to next screen
SELECT	Exit to Game Menu

IN-GAME CONTROLS

Control Pad	Control Blossom
↑	Fly
↓	Land
← →	Fly or walk left or right / Climb or descend stairs
A Button	Punch / Kick / Use Super Attack from Powerpuff Hotline (opened by pressing SELECT)
B Button	Fire Ice Beam (uses 1 Black Chemical X)
START	Pause the game
SELECT	Display the Powerpuff Girls Hotline (use Control Pad to select a Powerpuff Girl; press A Button to use her Super Attack; see page 19)

7

The Game Menu

Here's where you can actually start the game, play with trading cards, enter secrets and use cheats you have unlocked. Use the Control Pad to highlight and press the A Button to select.

PLAY

Begin (or resume) the game. The selection screen for each level shows how much of the game you've completed and how much you still have to go.

TRADING CARDS

Play with your collection of The Powerpuff Girls™ trading cards and exchange them with friends. See page 25.



ENTER SECRETS

Key in a secret passwords that lets you unlock hidden levels, new trading cards, special powers and more.

GAME SELECT

Return to the Select a Game screen.




The Girl Moves

Blossom gets around in two ways: flying and walking.

To get Blossom airborne, press the Control Pad \uparrow , and then press $\leftarrow \rightarrow$ to fly around. Flying uses Blossom's limited flight power, so after awhile she'll begin falling. Her flight power recharges once she's on the ground. Keep an eye on the Flight Power Bar to see how much air time Blossom has left (see page 16.)

While Blossom's "afoot," press the Control Pad $\leftarrow \rightarrow$ to walk back and forth (and climb/descend stairs). Blossom's flight power recharges while Blossom's walking.



Incredible Attacks

PUNCHES & KICKS

Press the A Button to punch and kick. These are Blossom's weakest attacks, but still... a girl does what a girl's gotta do.

ICE BEAM

Press the B Button to fire Blossom's Ice Beam. This is a powerful attack that freezes Bad Guys for a short time, allowing Blossom to get in some kicks and punches without fear of counterattacks. The Ice Beam uses Black Chemical X, so keep up your supply by collecting Black Chemical X bottles (fly or walk over them). There are plenty around so you shouldn't run out. If you do run out, the Ice Beam is rendered useless. (See the Status Bar on page 14.)



SUPER ATTACKS

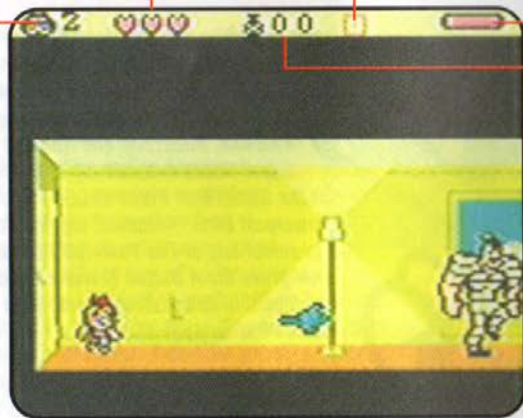
Once you start collecting The Powerpuff Girls™ Hotline pick-ups, you'll be able to use Super Attacks. This fearsome weapon makes Bad Guys really sorry they ever started something! Blossom, Buttercup and Bubbles all have Super Attacks, shown by different colors in the Status Bar. Press SELECT to display The Powerpuff Girls™ Hotline, use the Control Pad to select one of The Powerpuff Girls™ and then press the A Button to make the call that deploys this devastating attack. (See the Status Bar on page 14.)



Status Bar

HEARTS

TRIES



THE
POWERPUFF
GIRLS
HOTLINES

FLIGHT
POWER BAR

BLACK
CHEMICAL X

Keep your eye on the Status Bar at the top of the screen to check on Blossom's health and important possessions.

TRIES

The number tells you how many more chances Blossom has to complete the level. She starts out with three Tries. When she loses a Try, she must restart the level goal (see Hearts, below, and Level Goals on page 22). If she loses all her Tries, Blossom becomes very sleepy and must go to bed; thus allowing Mojo Jojo to carry out his evil plot. Then you get to restart the level.

HEARTS

Blossom starts out with three Hearts. A piece of a Heart disappears each time Blossom gets bumped by a Bad Guy. When all the Hearts are gone, Blossom loses one Try and must restart the level goal.

BLACK CHEMICAL X

Black Chemical X fuels Blossom's Ice Beam. The number tells how many bottles you have (one bottle per use). Collect as many as you can throughout the levels so your Ice Beam is always ready.

THE POWERPUFF GIRLS HOTLINE

Hello! Danger calling! Each Powerpuff Girls™ Hotline box can hold up to three dots. Each dot represents one call for a Super Attack. The pink box calls in Blossom, the green box calls in Buttercup, and the blue box calls in Bubbles. Press SELECT to choose a Super Attack, and then press the A Button to make the call that deploys this devastating attack.

FLIGHT POWER BAR

This indicates the amount of flight time Blossom has left. It decreases whenever Blossom is flying and recharges when she is on the ground. As it starts to empty, Blossom gradually sinks to the ground. When it's completely empty, Blossom can't fly.

Collectibles

Fly or walk over Collectibles to pick them up. They're spread throughout the levels, and may distract you from watching for Bad Guys. So be careful ... but get as many as you can.

Some collectibles enhance Blossom's abilities. Others are stolen items that Blossom can recover for the citizens of Townsville. Items that do not enhance Blossom's abilities will increase your level completion percentage (seen at the start of the level).

BLACK CHEMICAL X



Fuels Blossom's Ice Beam. She's gotta have at least one in order to fire the powerful shot. Blossom can carry multiple Black Chemical Xs, and the total appears in the Status Bar.

RED CHEMICAL X



Works immediately when picked up, making Blossom impervious to damage for a short time.



WINGED HEART



Completely recharges Blossom's flight power, and I mean right now.

CANDY HEART



Each Candy Heart increases Blossom's Heart count by one, up to a maximum of five Hearts. Blossom's Hearts appear in the Status Bar.

SUGAR, SPICE, AND EVERYTHING NICE



Collect one each of these three collectibles, and Blossom gains an extra Try. The number of Tries appears in the Status Bar.

KEYS



Picking up a key automatically unlocks some locked doors.

PINK POWERPUFF GIRLS HOTLINES



Collect one of these to perform Blossom's Super Attack. You can store up to three at a time on the Status Bar.

GREEN POWERPUFF GIRLS HOTLINES



Collect one of these to perform Buttercup's Super Attack. You can store up to three at a time on the Status Bar.

BLUE POWERPUFF GIRLS HOTLINES



Collect one of these to perform Bubbles' Super Attack. You can store up to three at a time on the Status Bar.

BONUS COLLECTIBLE ITEMS



Stolen Loot Retrieving Cash, Jewels, and Art Objects increases your game completion percentage and makes friends all over Townsville.



Trading Cards Stash these in your Trading Card book to brag about and share with friends. With trading cards, it's OK to have lots and lots.



The Citizens of Townsville



Four types of Townsville Citizens are frozen in the levels like zoned out zombies. Mojo Jojo's put the whammy on them and they can't move. Blossom can rescue Citizens by touching them, at which point they will run away to safety. Each Citizen that Blossom rescues increases your game completion percentage.



Level Goals

Each level of *The Powerpuff Girls: Bad Mojo Jojo* has a series of goals that you must complete. A mission message appears before each goal giving Blossom an idea of what she needs to do. Each goal must be completed in the order it's given before you can move on to the next one. Completing all the level goals allows you to enter the next level.

Complete all the level goals, rescue all the citizens, find all the stolen loot and defeat all the Bad Guys to get 100% level completion! Getting 100% in all levels gives you a perfect 100% game completion. Once again, *The Day Is Saved™* thanks to *The Powerpuff Girls™*!

Villains



MOJO JOJO™



PRINCESS



ROACH COACH



Saving and Resuming Saved Games

The game will save automatically each time you start a new level goal.

To resume a saved game, select it from the Select a Game screen (see page 4). Select the last level you were playing on to continue from where you left off.



Trading Card Book

A bunch of Trading Cards are hidden throughout the game, but you can also get additional secret trading cards by using the passwords given away on the Cartoon Network™ and at your favorite store.

When you collect Trading Cards, they're automatically stashed in your Trading Card Book. Select TRADING CARDS from the Select a Game screen to access the book. Each game, BAD MOJO JOJO™, PAINT THE TOWNSVILLE GREEN, and BATTLE HIM will contain 12 original trading cards, plus a few duplicates. Using the Game Boy Game Link® Cable trade your cards with friends. Try to collect all 36 original trading cards.



Using Secrets

Watch the Cartoon Network and check at your favorite stores to get secret passwords for *The Powerpuff Girls: Bad Mojo Jojo!*

Then select **ENTER SECRETS** from the Menu screen and enter your passwords. The passwords may unlock hidden features within the game, such as new levels and special trading cards.



Credits

Executive Producer

Mike Cartabiano

Game Design

Ian McIntosh
Alex Shatsky

Programming

Shawn Freeman
Charles Mullins
Bill Hudson
Mike Brawley
Paul Bolten

Bay Area Multimedia Inc.

Aaron Endo

Level Design

Ian McIntosh
Phil Neyman

Artwork

Ian McIntosh
Kevin Park
Virtucraft, Ltd.
Sean Kinnear

Producer

Alex Shatsky

Sound / Music

Peter Kerekes

Game Testing

Craig Selby

Cartoon Network

Craig McCracken
James Porges
Lara Kiang
Amy Rogers
Eric Nelson
Cathe Jacobi
Jay Rogers

Warner Bros.

Heidi Behrendt
Jim Molinaro
Brett Skogen
Scott Johnson
Michael Harkavy
Rob Sebastian
Charles Carney
Allen Helbig
Peter Tumminello
Ames Kirshen
Zachary Monge

Special Thanks

Chelsea Cartabiano

**Receive \$5.00 off your next purchase of a
Powerpuff Girls™ Game Boy® Color game.**


CUSTOMER NAME:

ADDRESS:

CITY, STATE, ZIP:

PHONE NUMBER:

EMAIL ADDRESS:



**"Saving the World
Before Bedtime™"**

**See reverse for
special \$5.00
rebate offer
by mail only**



Mail to:
DEPT. #26322
\$5 DOLLAR POWERPUFF REBATE
CONTINENTAL PROMOTION
GROUP, INC.
P.O. BOX 52900
PHOENIX, AZ 85072

How to submit:
Buy your second Powerpuff Girls™ Game Boy® Color between November 24, and February 28, 2001. Save the original dated cash register receipts from both of The Powerpuff Girls Game Boy® Color games purchased. Tear off the original UPC codes from the back of both The Powerpuff Girls™ games. Complete the submission form. Mail the original submission form, the original cash register receipts from both of the games purchased, and both of the UPC codes from the back of the games to: DEPT. #26322, \$5 DOLLAR POWERPUFF REBATE, CONTINENTAL PROMOTION GROUP, INC., P.O. BOX 52900, PHOENIX, AZ 85072.

Submission Guidelines:
Limit of one rebate per product. Register receipts must be dated between November 24, 2000 and February 28, 2001. Partial or photocopies of the submission form and/or cash register receipt(s) not accepted. Only one submission per household or address will be accepted. Submissions from different addresses cannot be combined together in one envelope. Please make photocopy of this form and receipt as proof of your submission in the event of a dispute. Allow 6 to 8 weeks after receiving your submission.

Use of fictitious name/address other than your own is prohibited by law. You may be required to submit proof of your name and address. Rebate offer to United States addresses only. All submissions become property of BAM Entertainment and will not be returned. BAM Entertainment its affiliates or agents are not responsible for mail not received as a result of loss, damage or delays by the U. S. Post Office. Cash Value 1/100¢ This is an offer of Bay Area Multimedia.

THE POWERPUFF GIRLS and all related characters and elements are trademarks of Cartoon Network © 2000. CARTOON NETWORK and logo are trademarks of Cartoon Network © 2000. Game Boy® and Game Boy® Color are trademarks of Nintendo of America Inc. © 1989, 1998 Nintendo of America Inc. Licensed by Nintendo. BAM! and all related logos and elements are trademarks of Bay Area Multimedia, Inc. © 2000.

THE HOTTEST ALBUM IN TOWNSVILLE!



Heroes & Villains

Featuring new music from

The Apples In Stereo, The Bill Doss, Bis, Frank Black, Cornelius, Devo, Dressy Bessy, Komeda, Optiganally Yours, Shonen Knife and The Sugarplastic.

A Sonic Powerpuff Adventure!

Available now on CD and Cassette
from Rhino (75847/48)



www.rhino.com



BUY ANY TWO
OF THESE
VIDEOCASSETTES
OR DVD'S AND
GET A \$3 REBATE
BY MAIL!



Available on VHS only



Available on VHS only



Available on VHS only



Available on VHS only



Available on DVD only



Available on DVD only



Available on VHS only

GET
\$3 BACK
BY MAIL.

RESTRICTIONS APPLY

SEE BACK FOR DETAILS

OFFER EXPIRES 2/9/01

GET \$3.00 BACK BY MAIL WHEN YOU:

Offer expires
February 9, 2001.

BUY: Any two of the following titles: The Powerpuff Girls: Birthday Bash, The Powerpuff Girls: Dream Scheme, The Powerpuff Girls: Bubblevicious, The Powerpuff Girls: Monkey See, Doggie Do AND Dexter's Lab: Ego Trip on videocassette; OR The Powerpuff Girls: Down n' Dirty, or The Powerpuff Girls: Powerpuff Bluff on DVD.

ENCLOSE:

- A) This original, completed rebate form (copies not accepted);
- B) The sales receipt(s) for any two of the videocassettes or DVD's listed above with the purchase price(s) clearly circled and dated between 11/7/00 and 2/9/01.
- C) Original proof-of-purchase tab or UPC from the videocassettes or proof-of-purchase tab "D" from DVD's of the titles listed above on this form.

MAIL TO: **The Powerpuff Girls™ \$3 Rebate**
Dept. # 26027, P.O. Box 52900
Phoenix, AZ 85072

Please hand-print the following:

Name _____

Address _____
(P.O. Boxes will not be honored)

City _____

State _____ Zip _____

E-Mail Address _____
(Optional)

Daytime Phone _____
(Optional)

Evening Phone _____
(Optional)

OFFER EXPIRES: 2/9/01. All requests must be received by 2/23/01. Offer good in USA and Canada only. Void where prohibited, taxed or otherwise restricted. This original Official Offer Certificate, proofs-of-purchases and dated sales receipt(s) must accompany request and may not be reproduced. Requests, which in the sole discretion of Warner Home Video, do not strictly comply with the terms and conditions of this offer including any fraudulent requests, are invalid. Duplicate or invalid requests will be rejected and will not be returned. Keep a copy of this request, proofs-of-purchases and sales receipt(s) for your records. Not valid in combination with any other offer. Warner Home Video is not responsible for late, lost, stolen, delayed, un-postmarked, postage due, illegible or misdirected mail. P.O. Boxes will not be honored. Limit one per individual, household, group or address and the right is reserved to confirm identity. Allow 10-12 weeks for processing. If you have not received the \$3 rebate by the time allotted you may call Customer Service at 800-272-4274. Offer is not open to employees of Time Warner Inc., its affiliated companies, subsidiaries, franchisees, agents, any wholesalers or retailers and the families of each living in the same household. Only new factory-sealed videocassettes or DVD's (not previously viewed videocassettes or DVD's) qualify. Cash value 1/100¢.

All information captured in this consumer offer, including email address and buying behavior, may be used for internal marketing research by Warner Bros., Warner Home Video, and Time Warner Entertainment Company L.P. Consumers are not required to provide their phone number or email address to qualify for this offer.

This is an offer of Warner Home Video, a Division of Time Warner Entertainment Company L.P. Program Compilation © 2000 Cartoon Network. Package Design and Summary © 2000 Warner Home Video. CARTOON NETWORK, the logo, THE POWERPUFF GIRLS and all related characters and elements are trademarks of Cartoon Network © 2000. Distributed by Warner Home Video, a Time Warner Entertainment Company, L.P. All rights reserved.

Limited Warranty

Bay Area Multimedia, Inc. warrants to the original purchaser that this product shall be free from defects in material and workmanship for a period of 90 days from the date of purchase. If a defect covered by this warranty occurs during this 90-day warranty period, Bay Area Multimedia, Inc. will repair or replace the product, at its option, free of charge.

This warranty shall not apply if the product has been damaged by negligence, accident, unreasonable use, modification, tampering, or by other causes unrelated to the defective materials or workmanship.

To receive this warranty service, send the defective product, a copy of the original sales receipt, a return address and a small note describing the difficulties you are experiencing to the address listed below:

BAMI Entertainment
333 West Santa Clara Street, Suite 930
San Jose, CA 95113
408-298-1960