

EmuMovies

Nintendo

Nintendo of America Inc.
P.O. Box 957, Redmond, WA 98052 U.S.A.

PRINTED IN JAPAN

MAGNAX
MAGNAX



NES-MM-USA

MagMax Story

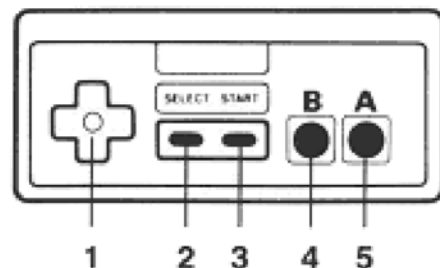
A highly civilized group of aliens has conquered the earth and put the human beings under the control of the Computer Babylon which has begun to kill the human beings. In order to stop the aliens, the people developed a transformable mechanical robot named MagMax. They also chose a brave man for their rescue. The brave man is about to depart to the ultimate battle with the aliens in order to save the human race.

MagMax is an action game fought with a transforming robot. The player can transform himself into a robot, increasing his power as he builds the robot to fight against more than 30 different enemies. Now get ready for the ultimate battle against the gigantic mechanical monster Babylon.

Name of Controller Parts and Operating Instructions

Use Controller 1 for 1 player games

Use Controller 2 for second player in 2 player games



- 1 CONTROL Pad
- 2 SELECT Button
- 3 START Button
- 4 B Button
- 5 A Button

CONTROL Pad: Move MagMax in eight different directions.





SELECT Button: Use this button on title screen to select 1 player or 2 player game.

START Button: Push this button to start the game. If you push it during the game, the game stops. If you push the button once more, the game starts again.

B and A Button: These buttons control the beam gun.









How to Play

You control MagMax, the player. MagMax begins as a body part, but as you assemble all four parts, the robot gains power and begins to attack his enemies with his beam gun. Guide MagMax through four locations: forest, desert, sea and automated city. With the Warp Hall, you can also move between the surface and underground. After you complete the battle in the desert and the automated city, you will have to confront Babylon, the gigantic mechanical robot.









- Control MagMax with Button  .
Attack the chasing enemies and other objects with energy beam by pushing Button A or B.
- Move up and down between the surface and underground through the  Warp Hall.
- When you put MagMax's head  and legs  on, he becomes a robot. Each additional body part increases the number of bullets he can shoot.

When MagMax is touched by the enemy, enemy's bullet, and/or obstacles, one turn is over. However, when the player has already attached MagMax's parts and touches one of these objects, the parts will separate and explode, but MagMax will survive. When all MagMaxes explode, the game is over.




Characters

	1. MagMax: Player		5. High-speed Airport: Machinery It launches cannonballs after a short stop, then it changes its direction.
	2. Head		6. Heavy Mobility Mechanism: Revolver After moving ahead, it plunges itself into the player.
	3. Legs		7. Motionless Obstacle: Pot It is motionless and does not attack the player. You can destroy it with the wave beam gun.
	4. Wave Beam Gun		8. Investigation Fortress: Rick It is motionless and does not attack the player.









Characters

	9. Missile Fortress: Gilburn It is motionless. However, it launches missiles.		13. Marine Investigation Base: Gippo It is motionless, and does not attack. You can destroy it with the wave beam gun.
	10. Flying Offensive Pot: Oja It moves in behind the player.		14. Mobile Cannon: Sathern Floats up and down in the water. It also launches cannonballs.
	11. Mobile Underground Fortress: Liser It is motionless. It only moves vertically. When the player approaches it, it sinks down in the ground.		15. Two-legged Walking Pot: Eaglam It goes ahead and approaches the player.
	12. High speed Marine Boat: Jetter After drawing on S shape, it moves straight on.		16. Investigation Mecha: Bigg It draws an arc randomly as it approaches you.





Characters

	<p>17. Floating Observation Radar: Balvara It moves across the screen and launches shells</p>		<p>21. Underground Submarine: Mangler After stopping for a while, it moves around behind the player.</p>
	<p>18. Winged Mobile Armor: Speeder It attacks with the wave beam in one direction, while faking an attack in the other direction.</p>		<p>22. Underground High-speed Boat: Challenger It approaches the player while it draws arcs randomly.</p>
	<p>19. Transformable Floating Body: Combatter It plunges vertically right beside the player. It also approaches while it draws big and small arcs.</p>		<p>23. Heavy mobile Mechanism: Dahl It lunges toward the player after changing its direction.</p>
	<p>20. Heavy Mobile Mechanism: Bazarmi After moving ahead, it plunges into the player.</p>		<p>24. Underwater Disc Boat: Dromae It moves ahead after drawing an S Shape.</p>

Characters

	<p>25. Underwater Investigation Boat: Bagos It blasts off after a short stop. Then it changes its direction.</p>		<p>29. Life Body: Huma It draws arcs randomly.</p>
	<p>26. Heavy Mobile Mechanism: Sneaky It moves in behind the player.</p>		<p>30. Flying Boat: Wing Balliber It moves in behind the player after stopping for a while.</p>
	<p>27. Underwater Currents When the player touches it, temporarily he can't operate the direction level or launch missiles.</p>		<p>31. Investigation Boat: Beacon It lunges vertically alongside the player.</p>
	<p>28. Two-legged Hopping Pot: Hopper It moves by hopping.</p>		<p>32. Mobile Base: Gaus It is motionless. However, it falls vertically when the player approaches it.</p>

Characters

	<p>33. Rock Icicle If the player shoots it down toward the enemy and hits it successfully, he will gain points.</p>		<p>35. Underground (underwater) Volcano</p>
	<p>34. Multi headed Cannonball When the player destroys it, it releases black shells.</p>		<p>36. Gigantic Mechanical Monster Babylon</p>

Techniques for Ultimate Victory

- When both MagMax's head and wave beam gun are attached, you can successfully destroy the enemy.
- When you destroy the multi-headed gun with a beam, it will shoot black bullets. If you destroy the enemy with these black bullets, you will get bonus points.
- If you shoot rock icicles down with an energy beam and destroy the enemy with the falling rock icicles, you will also get bonus points.
- Watch out for the underground volcano.