

ROMSTAR

CONSUMER PRODUCTS DIVISION

22857 LOCKNESS AVENUE, TORRANCE, CALIFORNIA 90501 PHONE: (213) 539-5283 FAX: (213) 539-3626
CHICAGO OFFICE PHONE: (312) 792-1630 FAX: (312) 792-1559



109072



THANK YOUR FOR PURCHASING ROMSTAR'S RALLY BIKE®.

Before you start to play, please read this instruction booklet carefully and be sure to follow the correct operating procedures. Keep this instruction booklet safe for future reference.

TABLE OF CONTENTS:	Page
1. STARTUP INSTRUCTIONS	1
2. GAME INSTRUCTIONS	2
3. BONUS ITEMS	3
4. TUNE-UP SHOP PARTS	4
5. SECRET GAME HINTS:	5
6. CAUTION DURING USE	6
7. NOTES	7
8. WARRANTY AND REPAIR INFORMATION.....	8 — 10
9. PLAYER SUPPORT	11



"This official seal is your assurance that Nintendo® has reviewed this product and that it has met our standards for excellence in workmanship, reliability and entertainment value. Always look for this seal when buying games and accessories to ensure complete compatibility with your Nintendo Entertainment System.®"

This game is Licensed by Nintendo®

for play on the



RALLY BIKE™ and Romstar® are trademarks of Romstar, Incorporated.

©™ ROMSTAR, INC. 1990

Nintendo and Nintendo Entertainment System are registered trademarks of Nintendo of America Inc.

Nintendo recommends against using a rear projection television with your NES as image retention on the screen may occur.

STARTUP INSTRUCTIONS _____ RALLY BIKE

Insert the game cartridge into your NES. Turn on the power switch. You should have the title screen showing.

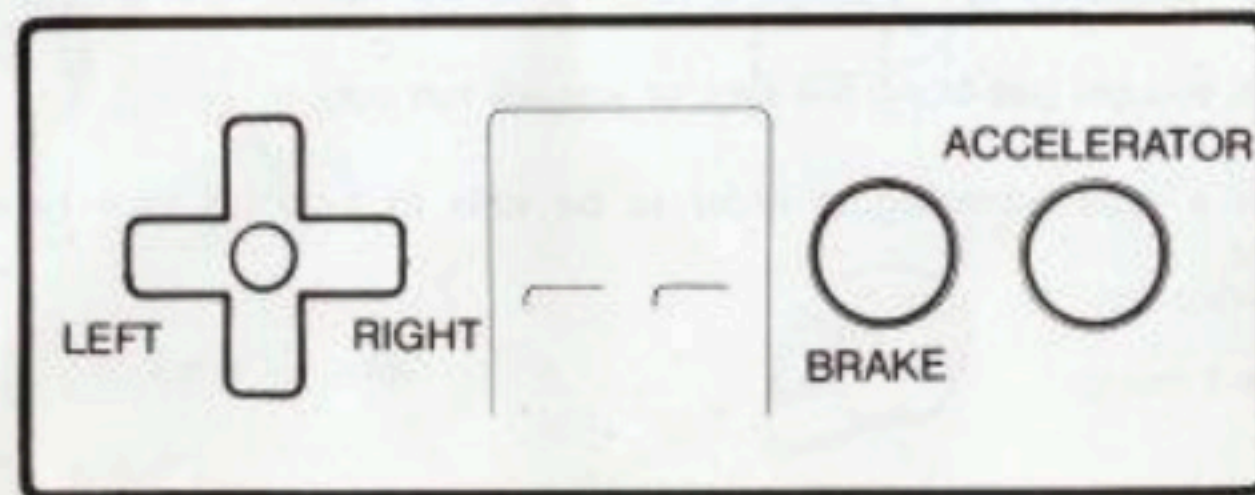
Use the "Select" button to change the small motorcycle between one and two players.

Press "Start" to begin the game.

NOTE: In two player mode, the players will be alternating game play. The program will switch to player 2 joystick automatically.

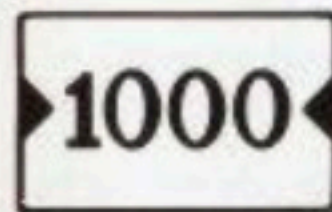
Press "Start" during the game to pause the game.

PLAYER CONTROLS:



GAME INSTRUCTIONS

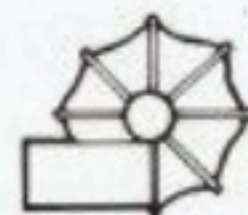
- Ride your motorcycle in each rally. You must qualify in order to advance to the next heat.
- Avoid other bikers and obstacles, or you will crash.
- Pick up items dropped by the helicopter for bonus scores and powers.
- Make sure you get gas along the way, or you will run out.
- Qualify to a good standing in order to be able to tune up your bike for better equipment.

BONUS ITEMS

1000 Points Bonus

Hi-grade gasoline
(won't run out as fast)

Helper Motorcycles



Turbocharger



Extra Gasoline

Invincibility
(prevent accidents)

TUNE-UP SHOP PARTS

If you win a race (place in top ten), you get the option of upgrading your bike. These are the items available. You can only choose one item per visit.

ENGINES:

2 cycle type. 0-200 mph. Good when quick engine response is needed.

4 cycle type. 0-200 mph. Good for the long straight run.

TIRES:

Rain Tires. Non-skid.

Block Tires. Used for off-road driving.

Slicks. Used for highways at high speed.

SECRET GAME HINTS:

- Know the racing course well, and make use of it's features. Certain places can cause other racers to crash, letting you go on safely.
- Other racers tend to swerve in front of you here and there. Make THEM crash; you'll pass them easily!
- When you stop for gas, remember that 5 racers will have to pass you before you can go on. Balance gas and winning here.
- Helper motorcycles will crash the other racers without any damage to you or them. If you have helpers, then crash all you can!
- Certain parts of the course have interesting challenges. For example, on level 2, there is a jump near the beginning right over a blue truck, which then chases you, crashing any motorcycles in it's path. Keep going at top speed, and let the truck do all the dirty work for you! Just make sure you suddenly pull aside and stop when the lane gets clear, as the truck will speed up, and it may crash into you.
- Certain parts of the track may be paths, even though they will not look like it. The boat dock in level 2 is a good example. Just do a top speed run.
- Make sure you have the right tires. You need the Block Tires in the Phoenix run in order to get top speed.
- The Turbo really increases your speed during the run. Make good use of it when you get it. It can mean the difference between winning and losing.

CAUTION DURING USE:

1. If you play for long periods, take a 10 to 15 minute break every hour or so.
2. This equipment is precision-built. Do not use or store it under conditions of extreme temperature, or subject it to rough handling or shock. Do not disassemble the unit.
3. Do not touch the connectors or let them come into contact with water, as this can cause malfunction.
4. Do not clean the game pak with volatile solvents such as thinner, benzene or alcohol.
5. Store the game pak in its protective case when not in use.

NOTES

ROMSTAR 90-DAY LIMITED WARRANTY:

Romstar, Incorporated warrants to the original consumer purchaser that this Romstar game pak shall be free from defects in material and workmanship for a period of 90 days from date of purchase. If a defect covered by this warranty occurs during this 90-day period, Romstar will repair or replace the pak, at its option, free of charge.

TO RECEIVE THIS WARRANTY SERVICE:

1. Do not return your defective game pak to the retailer.
2. Notify the Romstar Consumer Products Service Department of the problem requiring warranty service by calling (213) 539-5283. Our Consumer Products Service Department is in operation from 8:30 a.m. to 5:00 p.m. Pacific Time, Monday through Friday.
3. Do not send your pak to Romstar before calling the Consumer Service Department. Any unauthorized pak returned to Romstar will not be accepted.
4. If the Romstar Service Representative is unable to solve the problem by phone, you will be provided with a Return Merchandise Authorization Number (RMA#).
5. When you are returning your pak to Romstar, please proceed as follows:
 - Obtain an RMA# from a Romstar Service Representative
 - Reference this RMA# on all correspondence, shipping documents and it must be clearly visible on the outside of the package.
 - Be sure that your packaging is at least 4 inches by 6 inches. Many shipping companies will not ship anything smaller.
 - Return your pak **FREIGHT PREPAID AND INSURED FOR LOSS OR DAMAGE**. Use a shipping Company which will be able to provide a proof

of delivery in the event your return is lost in transit. Include a brief letter (referencing your RMA#) explaining the defect. You must include the following with your return:

- Full Name
- Complete Mailing Address
- Shipping Address if different than mailing address
- Day Time Phone Number
- Dated Sales Receipt or Similar Proof of Purchase
- Name and Address of the store the pak was purchased

SEND YOUR RETURN TO:

ROMSTAR, INCORPORATED
CONSUMER PRODUCTS SERVICE DEPARTMENT
DEPT. 112
22857 LOCKNESS AVENUE
TORRANCE, CA 90501

THIS WARRANTY SHALL NOT APPLY IF THE PAK HAS BEEN DAMAGED BY NEGLIGENCE, ACCIDENT, UNREASONABLE USE, MODIFICATIONS, TAMPERING, OR BY OTHER CAUSES UNRELATED TO DEFECTIVE MATERIALS OR WORKMANSHIP.

ROMSTAR REPAIR / SERVICE AFTER EXPIRATION OF WARRANTY:

If the pak develops a problem requiring service after the 90-day warranty period, you may contact the Romstar Consumer Products Service Department at (213) 539-5283. If the Romstar Service Representative is unable to solve the problem by phone, you will be advised of the approximate cost for Romstar to repair or replace the pak and will be given a Return Merchandise Authorization Number (RMA#). Reference your RMA# on the outside packaging of the defective pak, on all correspondence, and on your shipping documents.

Return the defective merchandise **FREIGHT PREPAID AND INSURED FOR LOSS OR DAMAGE**, to Romstar and enclose a money order payable to ROMSTAR, INC. for the cost quoted to you. Please include the following with your return:

- RMA Number
- Full Name
- Mailing Address
- Shipping Address (if different than mailing address)
- Day Time Phone Number

If after personal inspection, the Romstar Service Representative determines the pak cannot be repaired, it will be returned and your payment refunded.

WARRANTY LIMITATIONS:

Any applicable implied warranties, including warranties of merchantability and fitness for a particular purpose, are hereby limited to ninety days from the date of purchase and are subject to the conditions set forth herein. In no event shall Romstar be liable for consequential or incidental damages resulting from the breach of any express or implied warranties.

The provisions of the warranty are valid in the United States only. Some states do not allow limitations on how long an implied warranty lasts or exclusion may not apply to you. This warranty gives you specific legal rights, and you may also have other rights which vary from state to state.

ROMSTAR

PLAYER SUPPORT

If you have any questions regarding your RALLY BIKE® Game Pak, please feel free to contact your Player Support Department at:

(213) 539-5283

Please return your Free Subscription Card to Romstar's Newsletter. In the newsletter we will update you on new games from Romstar, give hints and tips on Romstar games and run contests.

Look for other Romstar games — Coming soon from your local retailer.