



UNIVERSAL WRESTLING CORPORATION

GAME PAK INSTRUCTIONS

Licensed by Nintendo
for play on the





Thank you for checking out our UNOFFICIAL manual for UWC for the Nintendo Entertainment System! This is a free manual made not for profit. Any content owners that wish to have their property removed may contact us at the email listed below. The intent of this manual is to produce a game manual that is true to the era. Due to this video game being a prototype there are no instructions for any aspect of gameplay. If there are any aspects in the manual that are missing that you know, please contact us and we will include this information in our next revision.

If you wish to support us, all we ask is you visit our YouTube channel @VGWAworld and try one of our videos featuring wrestling videogames. If you enjoy our content, like and subscribe! It really does help!

Email: VGWACobrettie@gmail.com



Universal Wrestling Corporation brings you the most EXCITING matches featuring all your favorite athletes! Play as your favorite wrestler in Single matches, Tag Matches or climb to the top of UWC in an Elimination Series! This is the excitement that only Universal Wrestling Corporation can deliver!

Table of Contents

<u>Section</u>	<u>Pages</u>
Gameplay Selection and Rules	1-2
Basic Controls	3-4
Tag Teams and Wrestler Moves	5-12

Gameplay Selection and Rules

At the start screen you are presented with the following options

Match Type Use the up and down keys on the d-pad to select match type

- Single Match Select from 8 of your favorite wrestlers in a 1 vs 1 match
- Tag Mach Select from 4 tag teams for a 2 vs 2 tag team match
- Elimination Series Do you have what it takes to become the best in UWC?
Select a wrestler and defeat all challengers in the UWC!

Players Use the left and right keys on the d-pad to select how many players

- I vs C 1 Player vs Computer
- I vs II 1 Player vs 2 Player (Difficulty settings not available)

Difficulty Use the select button to adjust the difficulty

- Beginner A good place for those who are new to the game
- Professional A little bit more of a challenge for the real wrestlers!
- Master Do you have what it takes to be the ultimate wrestler? Only for those who are daring enough to become a true master!

Winning the match

You can win a match by the following rules:

- 3 Count Pin Fall
- 20 second ring out count
- Submission

There are no time limits or draws in UWC, in the event of a double count out the match will restart. There must be a winner in UWC!!




Once game play has been selected you will then proceed to the wrestler selection screen.

In a singles match, player 1 will move the red cursor to the wrestler they want to select and player 2 will use the blue cursor.



In tag team play player 1 will select the player they want to start with the red cursor and the outside the ring tag team partner is the yellow cursor. Player 2 will select the player they want to start with the blue cursor and the outside the ring tag team partner is the green cursor. Players are not allowed to select the same wrestlers.



In a 1 player vs CPU game, press the A button to confirm your wrestler selection and a random opponent will be chosen for the CPU. In a 1 player vs 2 player game, players may choose a wrestler with the A button or make a new selection using the A button. Once selections are made press the start button to begin the match.

Basic Controls

Direction Buttons (D-Pad)

← or →

Hold ↓ or ↑

Tap ← ← or → →

While running ← or →

Hold ↑

Hold ↑ near top turnbuckle

Hold ↓ on turnbuckle

Hold ← or → toward player corner

Move wrestler back and forward in the ring

Move wrestler up and down the ring

Make wrestler run in direction

Press opposite direction to stop running

Enter the ring from the outside

Climb the turnbuckle

Descend the turnbuckle

Tag in partner

B Button

Facing opponent, short tap

Facing opponent, long press*

Kick

Body Press

A Button

Facing opponent, short tap

Facing opponent, long press*

Punch

Drop Kick

* You must not be in close proximity of your opponent to perform these moves


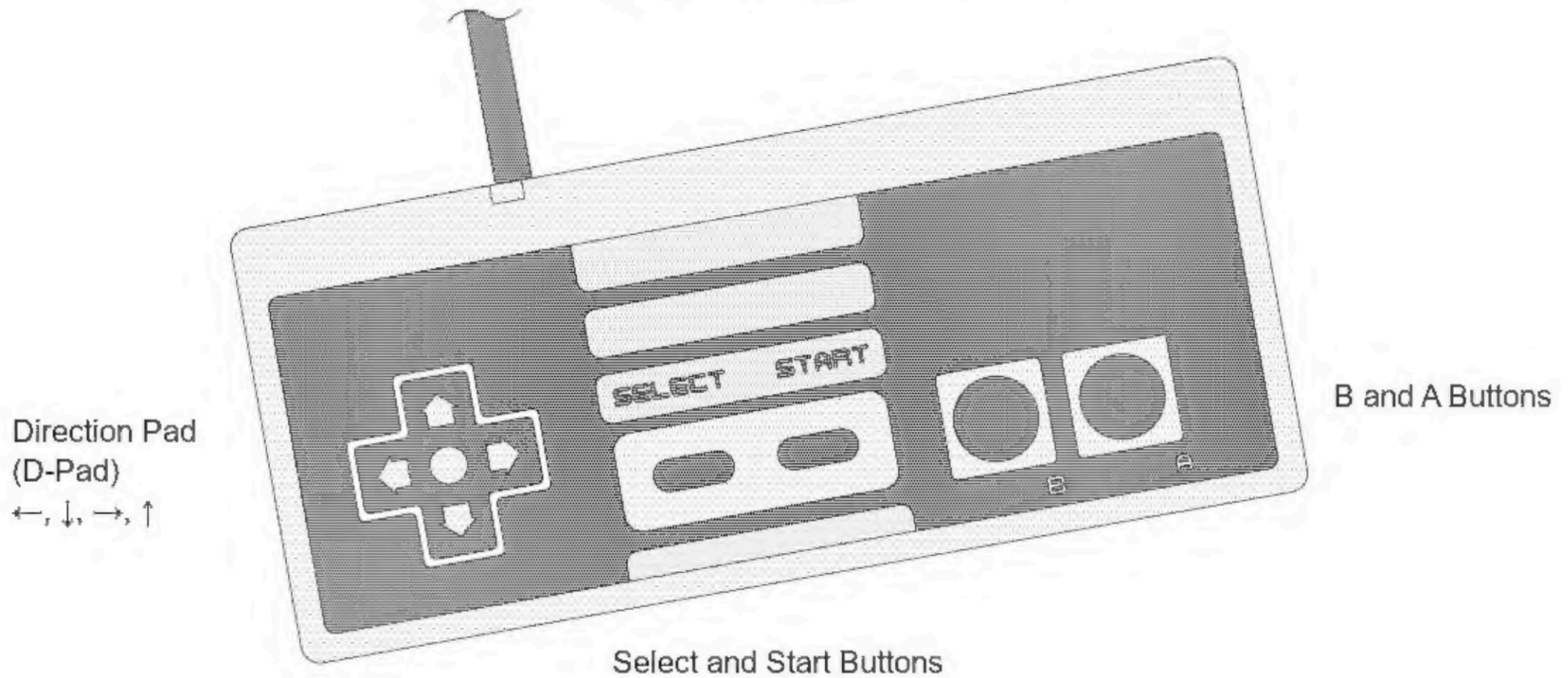
Grab ahold of your opponent!

Your wrestler will automatically lock-up with an opposing wrestler when they are in close proximity. See the wrestler pages for the high impact maneuvers each of the superstars can perform! Pull your opponent into a side head lock to wear them down and select from an additional set of wrestling maneuvers! Remember to hit the A or B button 3 times to perform a move!

Player 1
Corner



Nintendo Entertainment System Control Pad



Sting in "Woozy" State

Tire your opponent with multiple strikes!

When you land enough punches and kicks your opponent will enter a tired state. Use this opportunity to perform a heavy hitting strike for select wrestlers when your opponent is in a "woozy" state!

The Road Warriors - Animal



Road Warrior Animal one half of the dominate tag team the Road Warriors. Possessing superhuman strength, there is no object that Animal cannot move.

Hometown: Chicago, IL
 Height: 6'-1"
 Weight: 285 Lbs.

Button Combination*	Grapple Type	
	Collar and Elbow	Headlock
B**	Headlock	Elbow to Head
→ + B	Knee Strikes	
← + B	Bodyslam	
↑ + B	Bear Hug	Vertical Suplex
↓ + B		Pile Driver
A	Irish Whip	Irish Whip
← + A	Headlock	Running Bull Dog

Button Combination	Opponent on Mat
B	Stomp
↑ + B	Jumping Fist Drop
↓ + B	Pin
A	Pick Up Opponent
A + D-Pad	Stomp
A+B	Camel Clutch

Button Combination	Running Towards Opponent
B	
↑ + B	Dropkick
↓ + B	Flying Bodypress
→ + B	Clothesline

Button Combination	Opponent Running Towards
A	Back Body Drop
↑ + B	Overhead Press
↓ + B	Hip Toss
→ + B	Jumping Powerbomb

* → Denotes toward your opponent, ← Denotes away from your opponent, While holding direction when noted tap A or B three times to perform the move

** Tap quickly to perform moves. Slower input results in a random move

	B
Opponent Woozy	Shoulder Block
On Top Turnbuckle	Flying Clothesline

The Road Warriors - Hawk



Road Warrior Hawk one half of the dominate tag team the Road Warriors. With an amazing combination of stength and agility, don't make the mistake assuming he is lumbering giant!

Hometown: Chicago, IL
 Height: 6'-3"
 Weight: 275 Lbs.

Button Combination*	Grapple Type	
	Collar and Elbow	Headlock
B**	Headlock	Elbow to Head
→ + B	Knee Strikes	
← + B	Bodyslam	
↑ + B	Hanging Choke	Vertical Suplex
↓ + B		Pile Driver
A	Irish Whip	Irish Whip
← + A	Headlock	Running Bull Dog

Button Combination	Opponent on Mat
B	Stomp
↑ + B	Jumping Fist Drop
↓ + B	Pin
A	Pick Up Opponent
A + D-Pad	Stomp
A+B	Scorpion Deathlock

Button Combination	Running Towards Opponent
B	
↑ + B	Dropkick
↓ + B	Flying Bodypress
→ + B	Clothesline

Button Combination	Opponent Running Towards
A	Back Body Drop
↑ + B	Overhead Press
↓ + B	Hip Toss
→ + B	

* → Denotes toward your opponent, ← Denotes away from your opponent, While holding direction when noted tap A or B three times to perform the move

** Tap quickly to perform moves. Slower input results in a random move, including unique move the fisherman's suplex

	B
Opponent Woozy	Face Claw
On Top Turnbuckle	Flying Fist Drop

Starrcade Superstars - Sting



The hottest young superstar in wrestling today! A true competitor who will never back down from adversity, no matter the odds! When he isn't busy bashing in heads you can catch him hanging ten at the beach!

Hometown: Venice Beach, CA
 Height: 6'-2"
 Weight: 250 Lbs.

Button Combination*	Grapple Type	
	Collar and Elbow	Headlock
B**	Headlock	Elbow to Head
→ + B	Knee Strikes	
← + B	Bodyslam	
↑ + B	Fallaway Overhead Slam	Vertical Suplex
↓ + B		Pile Driver
A	Irish Whip	Irish Whip
← + A	Headlock	

Button Combination	Opponent on Mat
B	Stomp
↑ + B	Leg Drop
↓ + B	Pin
A	Pick Up Opponent
A + D-Pad	Stomp
A+B	Scorpion Deathlock

Button Combination	Running Towards Opponent
B	Jumping Clothesline
↑ + B	Dropkick
↓ + B	Flying Bodypress
→ + B	Clothesline

Button Combination	Opponent Running Towards
A	Back Body Drop
↑ + B	Overhead Press
↓ + B	Hip Toss
→ + B	

* → Denotes toward your opponent, ← Denotes away from your opponent. While holding direction when noted tap A or B three times to perform the move

** Tap quickly to perform moves. Slower input results in a random move

	B
Opponent Woozy	Headbutt
On Top Turnbuckle	Missile Dropkick

Starrcade Superstars - Jimmy Garvin



Often accompanied to the ring by the beautiful Precious, Jimmy Garvin along with his brother Ron Garvin are the hardest hitting wrestlers in the world!

Hometown: Tampa, FL
 Height: 5'-10"
 Weight: 235 Lbs.

Button Combination*	Grapple Type	
	Collar and Elbow	Headlock
B**	Headlock	Elbow to Head
→ + B	Knee Strikes	
← + B	Bodyslam	
↑ + B	Military Press	Vertical Suplex
↓ + B		Pile Driver
A	Irish Whip	Irish Whip
← + A	Headlock	

Button Combination	Opponent on Mat
B	Stomp
↑ + B	Knee Drop
↓ + B	Pin
A	Pick Up Opponent
A + D-Pad	Stomp
A+B	Scorpion Deathlock

Button Combination	Running Towards Opponent
B	Jumping Clothesline
↑ + B	Dropkick
↓ + B	Flying Bodypress
→ + B	Clothesline

Button Combination	Opponent Running Towards
A	Back Body Drop
↑ + B	Overhead Press
↓ + B	Hip Toss
→ + B	Hip Toss

* Denotes toward your opponent. Denotes away from your opponent. While holding direction when inputting A or B three times to perform the move.
 Tap quickly to perform moves. Slower input results in a random move.

	B
Opponent Woozy	Jumping Headbutt
On Top Turnbuckle	Flying Body Press

The Midnight Express - Bobby Eaton



"Beautiful" Bobby Eaton is considered to be the best technical wrestler in the world today. Able to flawlessly to outmaneuver his opponents to gain the upper hand.

Hometown: Huntsville, AL
 Height: 6'-0"
 Weight: 233 Lbs.

Button Combination*	Grapple Type	
	Collar and Elbow	Headlock
B**	Headlock	Elbow to Head
→ + B	Knee Strikes	
← + B	Bodyslam	
↑ + B	Falaway Overhead Slam	Vertical Suplex
↓ + B		Pile Driver
A	Irish Whip	Irish Whip
← + A	Headlock	

Button Combination	Opponent on Mat
B	Stomp
↑ + B	Hip Drop
↓ + B	Pin
A	Pick Up Opponent
A + D-Pad	Stomp
A+B	

Button Combination	Running Towards Opponent
B	Jumping Clothesline
↑ + B	Dropkick
↓ + B	Flying Bodypress
→ + B	Clothesline

Button Combination	Opponent Running Towards
A	Back Body Drop
↑ + B	Overhead Press
↓ + B	Hip Toss
→ + B	Hip Toss

* Denotes toward your opponent. Denotes away from your opponent. While holding direction when noted as A or B denotes to perform the move.

** Tap quickly to perform moves. Slower input results in a random move.

	B
Opponent Woozy	
On Top Turnbuckle	Flying Clothesline

The Midnight Express - Stan Lane



"Sweet" Stan Lane compliments his Midnight Express partner by bringing the muscle. With added cunning of thier manager Jim Cornette, the Midnight Express are always contenders as the top tag team!

Hometown: Huntsville, AL
 Height: 6'-0"
 Weight: 233 Lbs.

Button Combination*	Grapple Type	
	Collar and Elbow	Headlock
B**	Headlock	Elbow to Head
→ + B	Knee Strikes	
← + B	Bodyslam	
↑ + B	Military Press	Vertical Suplex
↓ + B		Pile Driver
A	Irish Whip	Irish Whip
← + A	Headlock	

Button Combination	Opponent on Mat
B	Stomp
↑ + B	Knee Drop
↓ + B	Pin
A	Pick Up Opponent
A + D-Pad	Stomp
A+B	

Button Combination	Running Towards Opponent
B	Jumping Clothesline
↑ + B	Dropkick
↓ + B	Flying Bodypress
→ + B	Clothesline

Button Combination	Opponent Running Towards
A	Back Body Drop
↑ + B	Overhead Press
↓ + B	Hip Toss
→ + B	Hip Toss

* → Denotes toward your opponent, ← Denotes away from your opponent, While holding direction when noted tap A or B three times to perform the move

** Tap quickly to perform moves. Slower input results in a random move

	B
Opponent Woozy	
On Top Turnbuckle	Flying Body Press

The Four Horseman - Ric Flair



The "Nature Boy" Ric Flair is a multiple time National Wrestling Alliance champion and is often considered the greatest wrestler living today. When not in the ring, Flair is living the extravagant playboy lifestyle that his championships have provided.

Hometown: Charlotte, NC
 Height: 6'-1"
 Weight: 243 Lbs.

Button Combination*	Grapple Type	
	Collar and Elbow	Headlock
B**	Headlock	Elbow to Head
→ + B	Knee Strikes	
← + B	Bodyslam	
↑ + B	Fallaway Overhead Slam	Vertical Suplex
↓ + B	Shoulder Breaker	Pile Driver
A	Irish Whip	Irish Whip
← + A	Headlock	

Button Combination	Opponent on Mat
B	Stomp
↑ + B	Knee Drop
↓ + B	Pin
A	Pick Up Opponent
A + D-Pad	Stomp
A+B	Figure 4 Leglock

Button Combination	Running Towards Opponent
B	Thez Press
↑ + B	Dropkick
↓ + B	Flying Bodypress
→ + B	Clothesline

Button Combination	Opponent Running Towards
A	Back Body Drop
↑ + B	Overhead Press
↓ + B	Hip Toss
→ + B	

* → Denotes toward your opponent, ← Denotes away from your opponent. While holding direction when noted tap A or B three times to perform the move

** Tap quickly to perform moves. Slower input results in a random move

	B
Opponent Woozy	Headbutt
On Top Turnbuckle	Frog Splash

The Four Horseman - Barry Windham



The tall Texan from Sweetwater is all business when he gets in the ring. Not known for being flashy, Windham hits devastating maneuvers that often leads to victory. Now a member of the Four Horsemen, there may be no stopping Barry Windham!

Hometown: Sweetwater, TX
 Height: 6'-6"
 Weight: 275 Lbs.

Button Combination*	Grapple Type	
	Collar and Elbow	Headlock
B**	Headlock	Elbow to Head
→ + B	Knee Strikes	
← + B	Bodyslam	
↑ + B	Hanging Choke	Vertical Suplex
↓ + B	Shoulder Breaker	Pile Driver
A	Irish Whip	Irish Whip
← + A	Headlock	Running Bulldog

Button Combination	Opponent on Mat
B	Stomp
↑ + B	Fist Drop
↓ + B	Pin
A	Pick Up Opponent
A + D-Pad	Stomp
A+B	Camel Clutch

Button Combination	Running Towards Opponent
B	
↑ + B	Dropkick
↓ + B	Flying Bodypress
→ + B	Clothesline

Button Combination	Opponent Running Towards
A	Back Body Drop
↑ + B	Overhead Press
↓ + B	Hip Toss
→ + B	

* → Denotes toward your opponent, ← Denotes away from your opponent. While holding direction when noted tap A or B three times to perform the move

** Tap quickly to perform moves. Slower input results in a random move

	B
Opponent Woozy	Jumping Headbutt
On Top Turnbuckle	Flying Fist Drop

