



HUDSON GROUP  
**HUDSON SOFT**®

Hudson Soft USA, Inc.  
400 Oyster Point Blvd., Suite 515  
South San Francisco, CA 94080

For questions, call  
(415)495-HINT

Printed in Japan



HUDSON GROUP  
**HUDSON SOFT**®

**INSTRUCTION  
MANUAL**

NES-FC-USA

# Felix

**THE CAT**®



TM

# Felix THE CAT

SPECIAL  
900 NUMBER  
CALL IN!

## THANK YOU!

YOU HAVE JUST MADE A PERFECT CHOICE BY SELECTING AND PURCHASING THIS QUALITY HUDSON SOFT PRODUCT.

Thank you for selecting "Felix the Cat". In order to insure your complete enjoyment of this game, we recommend that you read the manual carefully and follow its instructions and suggestions.



Felix the Cat is a registered trademark of Felix the Cat Productions, Inc. The Professor, Recs Before, Mailer, Cylinder, Kitty and Ponderer are trademarks of Felix the Cat Productions, Inc. ©1992 Felix the Cat Productions, Inc. All rights reserved. ©1992 Hudson Soft USA, Inc. Hudson Soft USA, Inc. is a registered trademark of Hudson Soft Co., Ltd. All rights reserved.

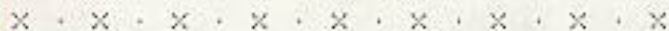
Licensed by Nintendo  
to Play on the



Nintendo and Nintendo Entertainment System are registered trademarks of Nintendo of America Inc.

This official seal is your assurance that Nintendo has approved the quality of this product. Always look for this seal when buying games and accessories to ensure complete compatibility with your Nintendo Entertainment System. All Nintendo products are licensed by seal for use only with other authorized products bearing the Official Nintendo Seal of Quality.

## WARNING



Follow these suggestions to keep your Felix the Cat<sup>®</sup> Game Pak in perfect operating condition.

1. DO NOT subject your Game Pak to extreme temperatures, either hot or cold. Always store it at room temperature.
2. DO NOT touch the terminal connectors on your Game Pak. Keep it clean and dust-free by always storing it in its protective plastic sleeve.
3. DO NOT try to disassemble your Game Pak.
4. DO NOT let your Game Pak come in contact with thinners, solvents, benzene, alcohol, or any other strong cleaning agents that can damage it.

### WARNING: DO NOT USE WITH FRONT OR REAR PROJECTION TV!

Do not use a front or rear projection television with your Nintendo Entertainment System<sup>®</sup> (NES) and NES games. Your projection television screen may be permanently damaged if video games with stationary scenes or patterns are played on your projection television. Similar damage may occur if you place a video game on hold or pause. If you use your projection television with NES games, Nintendo will not be liable for any damage. This situation is not caused by a defect in the NES or NES games; other fixed or repetitive images may cause similar damage to a projection television. Please contact your TV manufacturer for further information.

### A D V I S O R Y

A very small portion of the population may experience epileptic seizures when viewing certain kinds of flashing lights or patterns that are commonly present in our daily environment. These persons may experience seizures while watching some kinds of television pictures or playing certain video games. Players who have not had any previous seizures may nonetheless have an undetected epileptic condition. We suggest that you consult your physician if you have an epileptic condition or if you experience any of the following symptoms while playing video games: blurred vision, muscle twitching, other involuntary movements, loss of awareness of your surroundings, mental confusion, and convulsions.





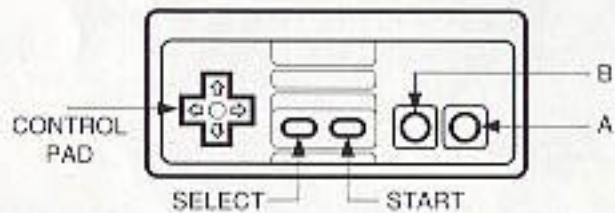
## GETTING STARTED (cont.)



**A Button:** Jump, Swim or Fly, depending on which area Felix is in.

**B Button:** Use Magic Item. Felix has a variety of items that he can use in each area of the game. Press the B Button to activate the item's defense.

**Start Button:** Start, Continue or Pause the game.



## PLAYING THE GAME



As Felix, you must travel through Felix World and defeat eight bosses including the Professor to rescue Kitty. You must use items from your magic bag to get rid of many enemy creatures you will encounter on your way.

### Lives

You begin the game with three Felix's. You will receive an extra Felix for every 50,000 points you score. You will lose a Felix if:

- 1) You touch an enemy creature without having any extra magic items.
- 2) You fall off of the screen.
- 3) You run out of time.

## MAGIC ITEMS



Felix uses Items from his Magic Bag as weapons. You start the game with one magic item, a punching glove. To gain Magic Items, you must collect Felix heads that are found throughout the game. For every 10 Felix heads you collect, a heart from Kitty will appear. If you catch the heart, you will get a Magic Item.

Magic Items only last for a limited time. To check to status of your Magic Item, look at the upper left-hand corner of the screen. You will see a small picture of the Magic Item and up to 10 hearts. If the hearts run out, you will lose your Magic Item. To keep from running out of hearts, collect milk bottles. Three milk bottles will appear when you collect five Felix heads.



## STATUS BAR



Across the bottom of the screen is a status bar. You can check the status bar to find:

- 1) The number of Felix's (lives) you have.
- 2) The number of Felix heads you have collected.
- 3) The time you have remaining the finish the round.
- 4) Your score.
- 5) The high score.





## AREAS AND STAGES



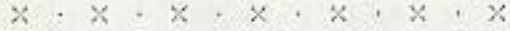
There are 9 areas in the game and multiple rounds in each area. To clear a round, you must exit the round at the end. To clear the area, you must defeat the boss.

### Bonus Stages

There are hidden Magic Bags throughout the game. If you find one, stand on top of it and press Down on the Control Pad. You will enter the bonus stage. To exit the bonus stage, get on top of the Magic Bag and press down again. If there is more than one Magic Bag, take your pick! Different bags will lead you to different places!



## ENEMY CHARACTERS



Poindexter

The Professor's young ally, always there to thwart Felix.

Rock Bottom

This canine creep may not be bright, but he packs a whallopl!

Master Cylinder

A mad machine out to stop our heroic feline.

Gulpo,

This underwater nemesis blasts out King of the Blobs dangerous bubbles!

The Professor

Felix's oldest and deadliest foe. If he can't ransom Kitty for the magic bag of tricks, he'll try to destroy them all.



For those of you who have children that are a little too enthusiastic about video games, we offer **Master Higgins 10 Tips For Responsible Play**. This free pamphlet has guidelines for you to work creatively with your children around the issue of their video gaming hobby.

To get your free copy, fill out and return the coupon below to:

Hudson Soft USA, Inc.  
Responsible Play Pamphlet  
400 Oyster Point Blvd., Suite 515  
So. San Francisco, CA 94080

Yes. Please send me Master Higgins 10 Tips For Responsible Play!

Name \_\_\_\_\_

Address \_\_\_\_\_

City \_\_\_\_\_ State \_\_\_\_\_ Zip \_\_\_\_\_

This equipment generates and uses radio frequency energy and if not installed and used properly, that is, in strict accordance with the manufacturer's instructions, may cause interference to radio and television reception. It has been tested and found to comply with the limits for a Class B computing device in accordance with the specifications in Subpart J of Part 15 of FCC Rules, which are designed to provide reasonable protection against such interference in a residential installation. However, there is no guarantee that interference will not occur in a particular installation. If this equipment does cause interference to radio or television reception, which can be determined by turning the equipment off and on, the user is encouraged to try to correct the interference by one or more of the following measures:

- |  |                                       |
|--|---------------------------------------|
| *Reorient the receiving antenna                | *Plug the NES into a different outlet |
| *Relocate the NES with respect to the receiver | so that the computer and receiver     |
| *Move the NES away from the receiver           | are on different circuits             |

If necessary, the user should consult the dealer or an experienced radio or television technician for additional suggestions. The user may find the following booklet prepared by the Federal Communications Commission helpful: "How to Identify and Resolve Radio-TV Interference Problems." This booklet is available from the U.S. Government Printing Office, Washington, DC 20402, Stock No. 004-000-00345-4.

# BE THE TOP CAT

Get Developer Hints & Tips And Learn  
The Inside Secrets To Master Felix The Cat

Have the following information ready  
when you call:

- Your Name
- Street Address, City, State & Zip
- Phone Number & Area Code
- Game Code A B 2

Leave this information when directed  
to during your call and we'll mail your  
VGO "Felix the Cat" Hints & Tips  
guide the very next day.

Or, fill out the coupon below and  
drop it in the mail.

Call the New VGO Video Gamers Hotline Today

**1-900-884-3369**

(\$2.50 per call)

Be sure to get your parents permission to call the Hotline if you are 18 years of age.

Return this coupon with \$2.50 check or  
Money Order (do not send cash) to:

**VGO Video Gamers Hotline**

Department A B 2

2509 Thousand Oaks Blvd., Suite 256  
Thousand Oaks, CA 91360

Name: \_\_\_\_\_

Address: \_\_\_\_\_

City: \_\_\_\_\_

State: \_\_\_\_\_ Zip \_\_\_\_\_

Phone: \_\_\_\_\_ A B 2

## LIMITED WARRANTY

Hudson Soft USA, Inc. ("Hudson") warrants to the original purchaser of this Hudson software product that the medium on which this computer program is recorded is free from defects in materials and workmanship for a period of (90) days from the date of purchase. This Hudson software program is sold "as is", without express or implied warranty of any kind, and Hudson is not liable for any losses or damages of any kind resulting from use of this product.

Hudson agrees for a period of (90) days to either replace, at its option, free of charge, any Hudson software product, postage paid, with proof of date of purchase, at its Factory Service Center.

This warranty is not acceptable to normal wear and tear. This warranty shall be void if the defect in the Hudson software product has arisen through abuse, unreasonable use, mistreatment or neglect. THIS WARRANTY IN LIEU OF ALL OTHER WARRANTIES AND NO OTHER PRESENTATIONS OR CLAIMS OF ANY NATURE SHALL BE BINDING ON OR OBLIGATE HUDSON. ANY IMPLIED WARRANTIES APPLICABLE TO THIS SOFTWARE PRODUCT, INCLUDING WARRANTIES OF MERCHANTABILITY AND FITNESS FOR A PARTICULAR PURPOSE, ARE LIMITED TO THE (90) DAY PERIOD DESCRIBED ABOVE. IN NO EVENT WILL HUDSON BE LIABLE FOR ANY SPECIAL, INCIDENTAL, OR CONSEQUENTIAL DAMAGES RESULTING FROM POSSESSION, USE OR MALFUNCTION OF THIS HUDSON SOFTWARE PRODUCT. Some states do not allow limitation as to how long an implied warranty lasts and/or exclusions or limitations of incidental or consequential damages so the above limitations and/or exclusions of liability may not apply to you. This warranty does give you specific rights, and you may also have other rights which vary from state to state.