



EARTHBOUND™

Nintendo

PLAYER'S GUIDE

Official
Nintendo
Seal of Quality

The complete guide to EarthBound—straight from the pros at Nintendo!



WARNING:

PLEASE CAREFULLY READ THE CONSUMER INFORMATION AND PRECAUTIONS BOOKLET INCLUDED WITH PRODUCT BEFORE USING YOUR NINTENDO® HARDWARE SYSTEM, GAME PAK, OR ACCESSORY.

Thank you for selecting
EarthBound
 for your Super Nintendo
 Entertainment System.

Please read the following instructions thoroughly to ensure the proper handling and use of your new game. Please save this manual and strategy guide for future reference.

Warning: If the POWER switch is switched ON and OFF repeatedly, the accumulated contents of your Super NES cartridge may be deleted. Avoid turning the POWER switch OFF unnecessarily (before saving the game) or data may be lost.



This official seal is your assurance that Nintendo has reviewed this product and it has met our standards for excellence in workmanship, reliability and entertainment value. Always look for this seal when buying games and accessories to ensure complete compatibility with your Nintendo product.

All Nintendo products are licensed by sales for use with other authorized products bearing the Official Nintendo Seal of Quality.™



KIDS TO ADULTS
 ANIMATED VIOLENCE

W E L C O M E T O EARTHBOUND™

Can four average kids save the world from certain destruction at the hands of an evil, alien invader? They might be inexperienced, but don't count them out!

The four spunky kids have the fate of mankind in their hands and the weight of the world on their shoulders, so it's a good thing that they have psychic powers—and you—on their side. As you begin this unique gaming experience and explore the world in search of the sinister spirit of Giygas, pack along our travel guide. You'll need it to find your way through Earthbound's twisted and hilarious world, and you won't want to miss a single side-trip or pass up any sights along the way. Just remember to phone dear old Mom and Dad—after all, the kids will wander a long way from home.



Nintendo®

PLAYER'S GUIDE

STAFF

PublisherM. Arakawa
Editor-in-ChiefGail Tilden
EditorsScott Pelland
Leslie Swan
Terry Munson
Marcus Lindblom
ProducerYoshio Tsuboike
Art DirectorHiroko Nagami
Strategy LayoutYoshi Orimo
DesignWendy Salvatori
Hiroshi Nakae
Ritsuko Yamaji
MapsApe Inc.
Brandon Baltzell
IllustratorsKatsuyuki Asanuma
Sonja Morris
Marty Pappas
Scott Douwes
Gregg Coomer
Project CoordinatorNancy Ramsey
Electronic PrepressJay Wergin
Steve Spellman
James Catechi
Billy Noland
Michael d. Sinkula
Jefferson Fletcher
Karl Deckard

©1995 by Nintendo of America Inc. All rights reserved. Nothing that appears in the EarthBound Player's Guide may be printed in whole or in part without express written permission from Nintendo of America Inc. Printed in the U.S.A. Nintendo is a registered trademark of Nintendo of America Inc. ©1995 Nintendo.

Nintendo®



27



CONTENTS

EARTHBOUND PLAYER'S GUIDE

STRATEGY

PROLOGUE	14
ONETT TIMES	16
ONETT GUIDE	17
TWOSON TRIBUNE	26
TWOSON GUIDE	27
THREED JOURNAL	38
THREED GUIDE	39
WINTERS NEWS	42
WINTERS GUIDE	43



20

MANUAL

4	CONTROLLER FUNCTIONS
5	STARTING OUT
6	OUR HERO AND HIS FRIENDS
8	DECISIONS, DECISIONS, DECISIONS
9	GAME SCREEN/COMMAND WINDOW
10	HOW TO FIGHT
11	BATTLE SCREEN/COMMAND WINDOW
12	BEFORE YOU BEGIN



87

D.D.D. NEWS/SCIENCE CLUB NEWS	56
DUSTY DUNES DESERT TRAVEL GUIDE	57
FOURSIDE POST	60
FOURSIDE CITY GUIDE	61
SUMMERS DAILY	74
SUMMERS VACATION GUIDE	75
TODAY'S DALAAM/ SCIENCE CLUB NEWS	78
DALAAM'S TRAINING GUIDE	79
SCARABA PAPYRUS	86



61

116 CAVE OF THE PAST & THE FINAL BATTLE

120 ONETT TIMES

CHARTS


122 WEAPONS

123 PROTECTION

124 GOODS

126 FOOD

127 CONDIMENTS/MEDICINE/PSI



EARTHBOUND



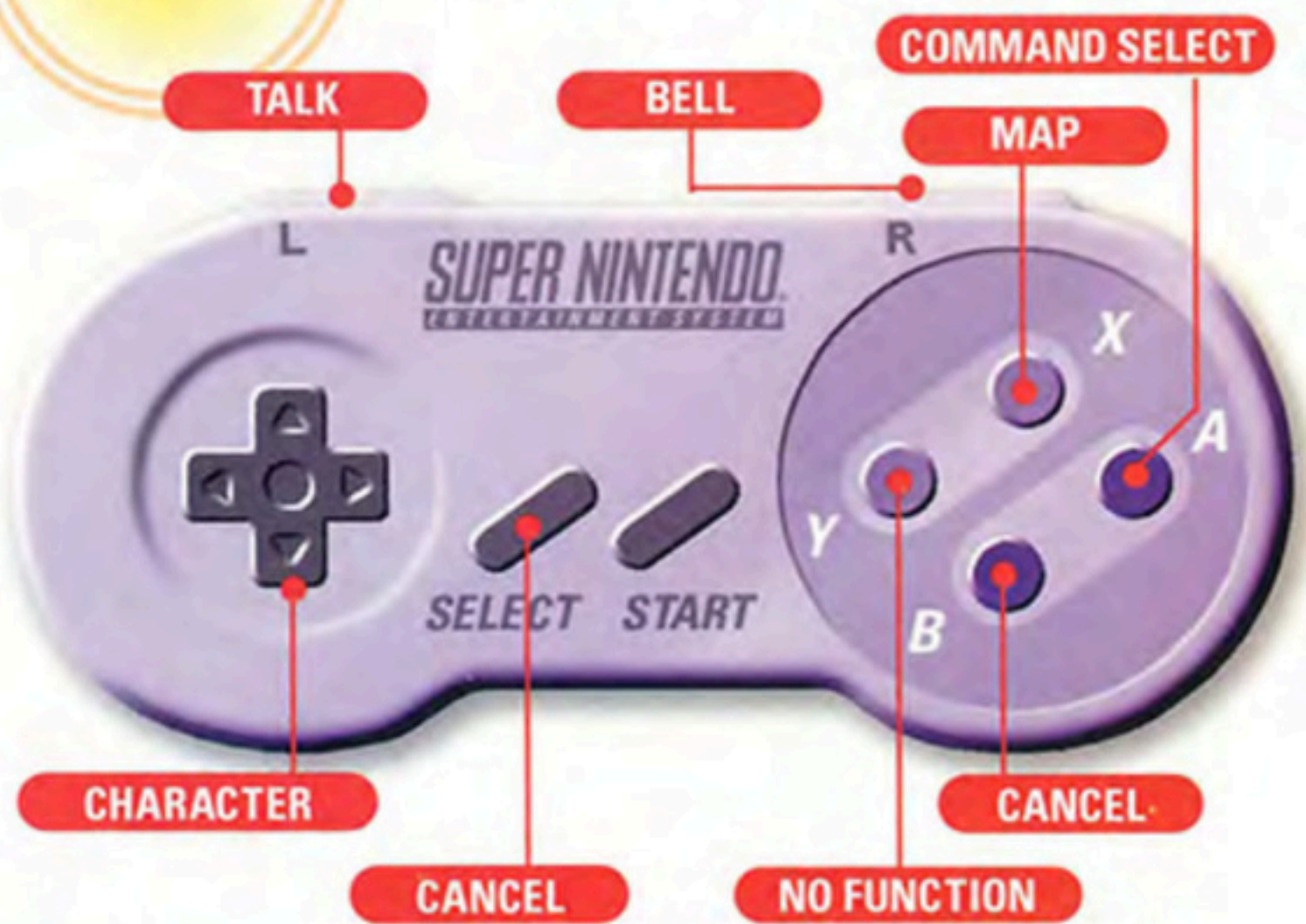
75



SCARABA DESERT GUIDE	87
DEEP DARKNESS	94
DEEP DARKNESS EXPLORER'S HANDBOOK	95
LOST UNDERWORLD JOURNAL	104
LOST UNDERWORLD TOUR	105
SATURN VALLEY NEWS	114
SATURN VALLEY & TIME MACHINE	115

Controller Functions

Basic game control in EarthBound utilizes the Control Pad, the A Button and the B Button. The Control Pad is used for moving a character or cursor, the A Button is used for selecting an option and the B Button is used to cancel. Each of the buttons on the controller has at least one use, except for the Y Button, which has no function in the game.



Control Pad

The Control Pad is used to move your character or characters while on the main screen. When controlling a group of two or more, the Control Pad moves the lead character and all others in the group will follow. The Control Pad is also used to move a cursor through a list of actions you can take, options presented to you or items that are being held.



R Button

The R Button has only one function in the game. When riding a bicycle, pressing the R Button will ring the bell. Give it a try! You'll almost feel the breeze blowing through your hair.



SELECT

The Select Button has the same use as the B Button. It can be used in place of the B Button when you wish to use the one-handed option of controlling the game.

X Button

You can view the town map, once you have it, by pressing the X Button. Pressing the X button again closes the map.

START

The Start Button will start the game from the title screen. This is the only use that the button has in EarthBound.

A Button

The A Button is used to register a selection that you have made from a list of options or items. The A Button is also used to open the Command Window.

L Button

The L Button can be used to "check" your surroundings or "talk to" someone. It also allows you to control the game with your left hand only. By pressing Select, the HP and PP window appears. If you then press the L Button, the Command Window appears. Pressing Select again clears the screen.



B Button

The B Button is used to cancel a selection and return to the previous screen. While moving on the main screen, pressing the B Button brings up the HP and PP window. This allows the player to view current Hit Points (HP) and Psychic Points (PP) for the main character or for the group. Pressing the B Button again clears the screen of the HP and PP window.



Starting the Game

You should now be ready to start your adventure in the world of EarthBound. Your adventure will be a long one, so you will be creating a game file in which to save your progress.

If you can play the game in stereo:

If your Super Nintendo Entertainment System is hooked up to a stereo television, or your television is connected to a stereo, you can take advantage of the stereo sound effects in EarthBound by selecting "Stereo."

If you can't play the game in stereo:

If your Super Nintendo Entertainment System is not hooked up to play stereo, you should select "Mono" to be sure you hear all of the sound effects. If you select "Stereo," you'll miss some sounds.

Opening Screens

Once you have turned the Power ON, you will see the title screens and the game demonstration screen. At anytime during the demonstration, you may press either the Start Button, the A Button or the B Button to progress to the Game File window.

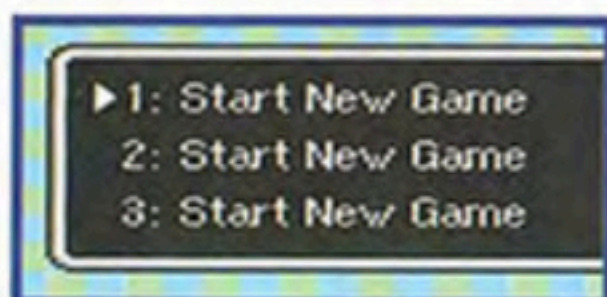


Saving Your Adventure

After you have selected the game file where your progress will be saved and established the game set up, you are given the chance to name the four main characters that appear in the game. You also name your dog, enter your favorite homemade dish and key in your favorite thing.



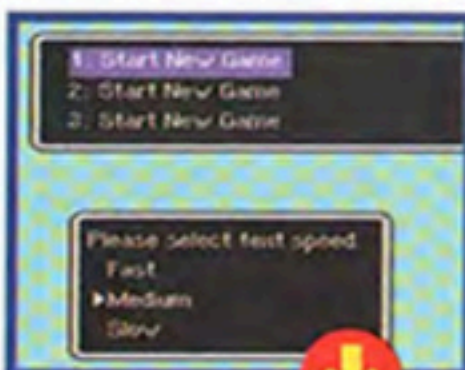
Game File Selection



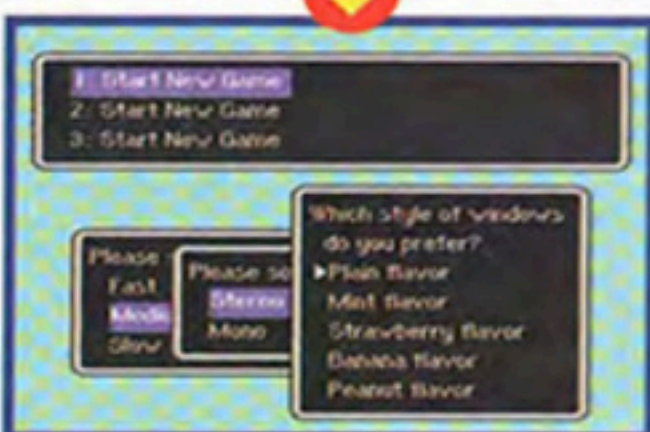
After exiting the demonstration screen, the Game File window displays three separate files. Your progress in the game is saved in the file that you select. The first time

the game pak is played, all of the files are titled "Start New Game." Selecting one of the files opens the next window. If you are continuing a previous game, select the proper file, and a window opens allowing you to: continue your game, copy the file to another file, delete the file or change the file set up.

File Set Up Selection



Once the game file has been selected, the Text Speed window opens. This window allows you to select how fast the game text will scroll. You can select either Fast, Medium or Slow. The speed can be changed at any time by opening an existing



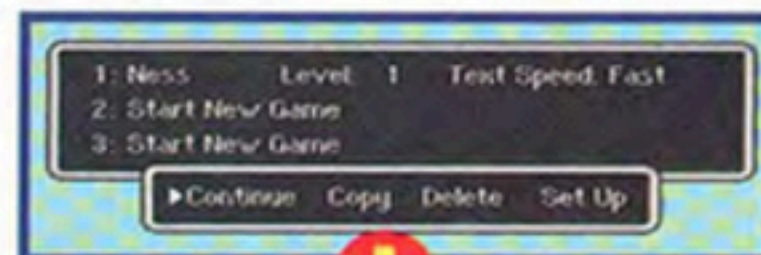
game file and selecting Set Up. After text speed, the Sound Setting window opens. You may select Stereo or Mono sound. Again, this can be changed later using the same method as changing the text speed.

Once You've Saved

As mentioned earlier, you continue a saved game by selecting the proper file in the Game File window, then selecting "continue."

You continue your game from the last point at which you saved the game. Should you want a back-up file, you can select "copy" and create a duplicate file. If you select "Delete," the file is completely erased, and all of the information is permanently lost. Be careful with the "Delete" command.

Also, as indicated, the text speed and the sound setting can be changed by selecting "Set Up." Your EarthBound game information is saved by the built-in battery in the EarthBound game pak.

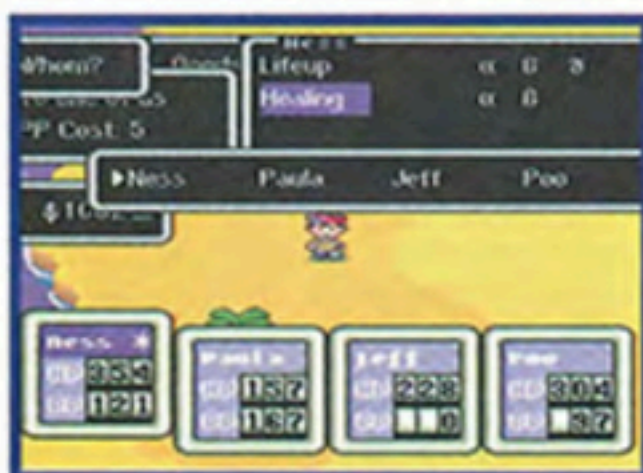


Our Hero and his Friends



Unlikely Protector of the Earth

He is a normal kid living in Onett, a town in Eagleland. Once the meteorite lands, however, everything changes. An alien believes him to be a very special human—one with the power to affect cosmic events. Ness has a good



balance of speed, IQ, offensive power and mysterious psychic abilities. His psychic (PSI) powers include healing abilities that he can use on himself and his friends. His preferred weapon is some type of baseball bat, and he loves to wear a special baseball cap with his favorite team's logo on the front.



Possessor of Psychic Powers

She is the first friend that Ness meets on his adventure. She comes from Twoson, where her mother runs a preschool out of the family home. All the children at the preschool love her! Though she looks like your average



sweetie pie, she has powerful Psychic abilities that help make the group a force to be reckoned with. Television reporters have reported on her powers. Her Psychic abilities are great for offensive attacks. When she needs a weapon, she prefers a frying pan. Her girlish charm also acts as some type of defense against attacks.

In EarthBound, you play as four friends who are on a mission to save the world, and ultimately the universe, from an evil entity named Giygas. At the beginning of the game, you are a single character who has been given an awesome adventure to complete. As you travel from place to place, you meet these friends, and the power of your group grows. An age-old prophecy tells of the group of friends, and their influence on the plans of Giygas. Now, step in the shoes of these friends as they strive to fulfill their incredible destiny.



Mechanical Genius of the Team

Winters is home to the son of a famous scientist. He is the same age as Ness, so they naturally have a lot to talk about. Jeff's own scientific knowledge is tremendous, and he can use machines and gadgets that none of the other



three friends have any idea how to use. Jeff is especially good at repairing broken devices. Winters is an island country, so meeting up with the group becomes a major undertaking. Jeff doesn't have any Psychic abilities, but his mechanical skills make up for it. Weapons that he has repaired can be used by only him.



Mysterious Prince from the East

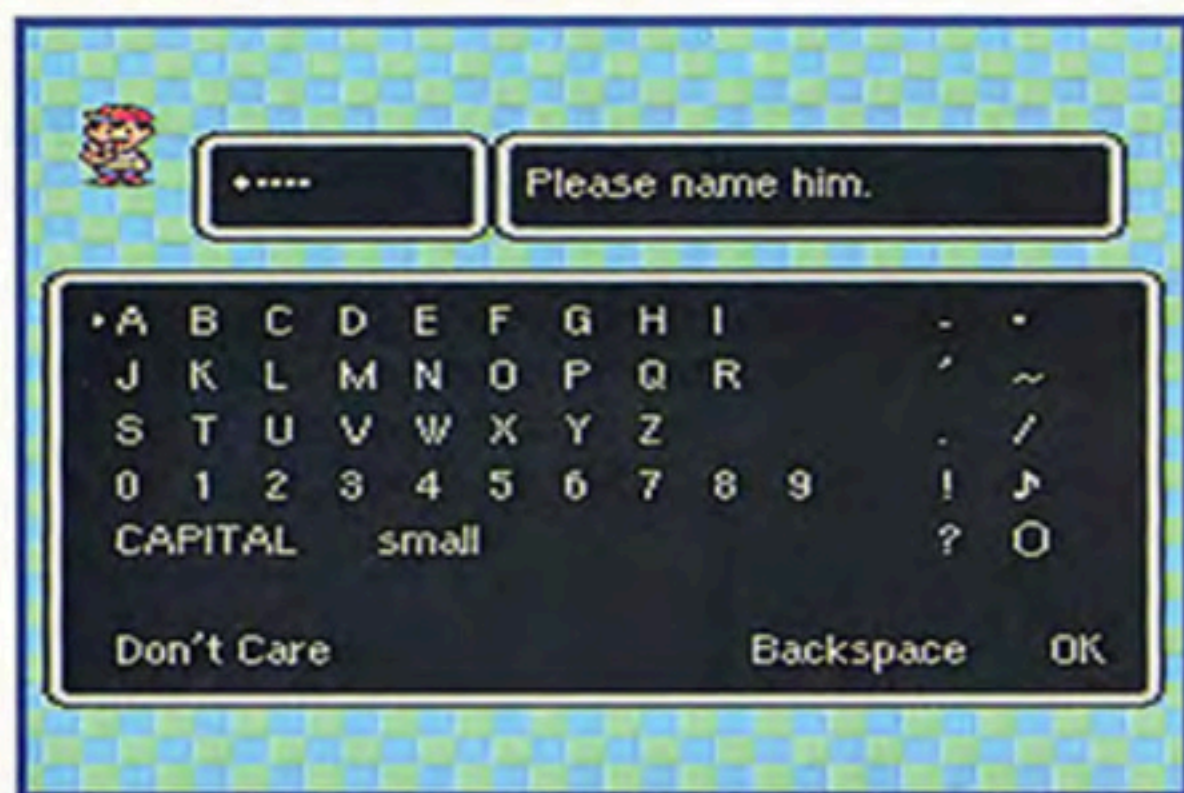
The prince is from the country of Dalaam, an eastern country that is very mysterious to most people living in Eagleland. He is a little older than Ness, and he has great physical, mental, and spiritual strength. He seems very



popular with the girls, as well. Though he has all of these tremendous attributes, he remains modest and loyal. He commands strong Psychic abilities that only he can use. His weapons and protections are mostly unknown because of his mysterious background. Now, if he could only get used to western-style food...

Decisions, Decisions, Decisions

When you start a new game, you have the chance to name the four friends that make up the group. It's always more fun to play a game with characters named after you and your friends. Give it a try!

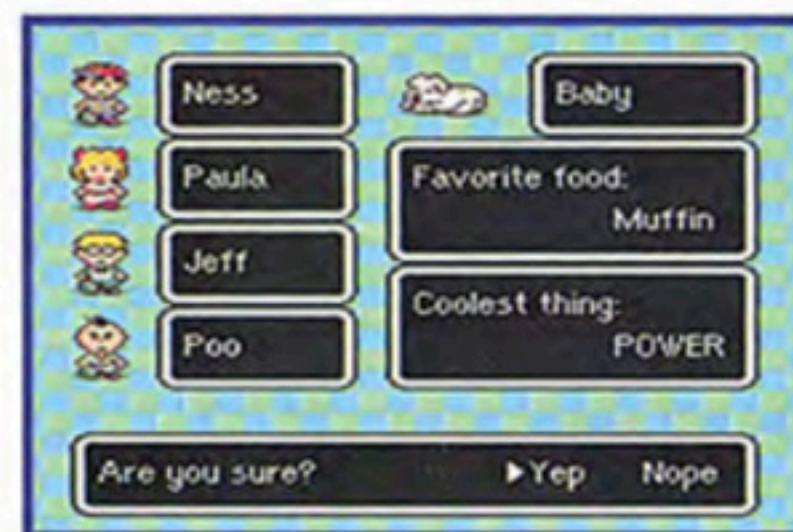
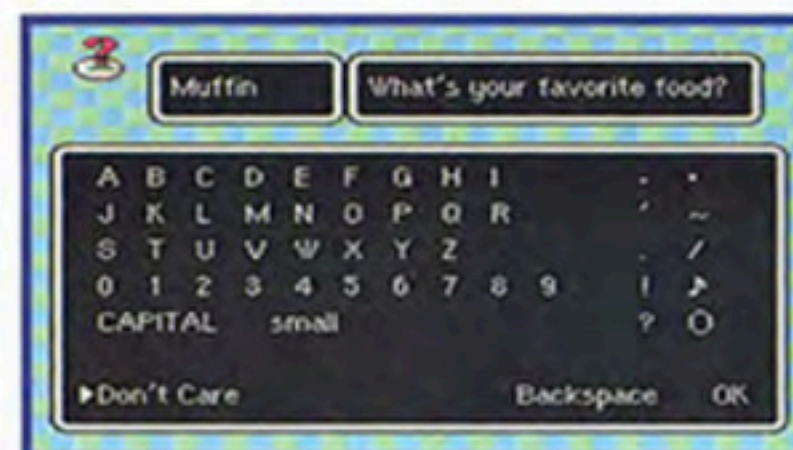


After completing the game Set Up, you are asked to name the four friends that battle Giygas in EarthBound. By naming the characters yourself, EarthBound feels more realistic, and it's easier to imagine yourself wandering through the strange locations and meeting the even stranger inhabitants of the world of EarthBound.

You have five spaces to use when naming your characters. To select a letter, move the cursor to that letter and press the A Button. It will appear in the box in the top-left corner of the screen. If you make a mistake, you can either use the B Button to erase the mistake, or you can select "Backspace" on the Name Entry screen. Once a name is complete, select "OK" on the Name Entry screen and press the A Button. This opens the next Name window.

After the four friends, you are also asked to name your dog, your favorite food and your favorite thing.

Unfortunately, you only get six spaces for naming your dog, food and thing. Finally, after you have completed all of the names, you have the chance to verify that they are correct. If there is a problem, you can select "Nope" at the bottom of the screen or press the B Button, and the Name Entry screens start over again.



If you prefer, there are a number of default names and items that you can choose from as well. On the Name Entry screen, select

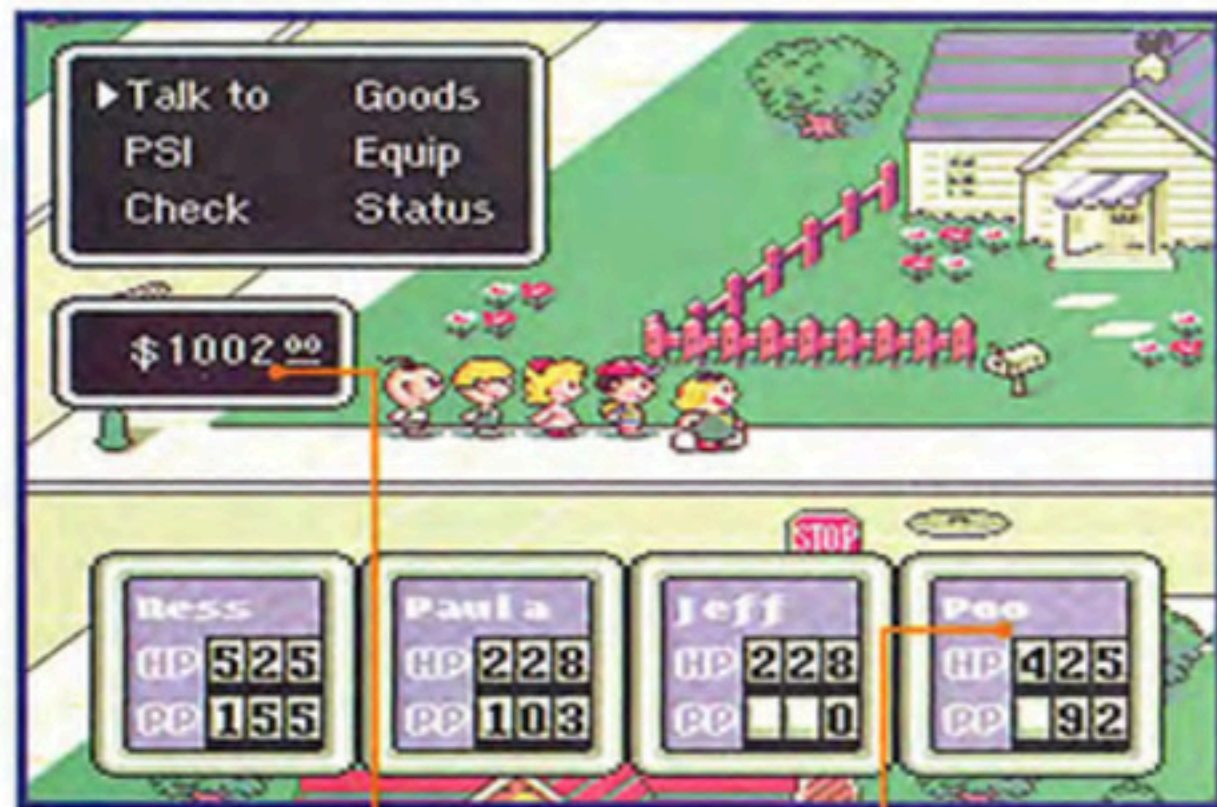
"Don't Care," and a name or item is automatically selected for you. If you do not like the selected name or item, press the A Button to cycle through the default names and items. Once you find one that you like, move the cursor to "OK" and press the A Button. You can mix and match your names and items, too. Some you may want to enter yourself, while with others you may want to use a default name or item. Below is a list of all the default names and items.

Chart of "Don't Care" Entries

Boy	Girl	Genius	Prince	Dog	Food	Fave Thing
Ness	Paula	Jeff	Poo	King	Steak	Rockin
Alec	Nancy	Dan	Kato	Peach	Pie	Hammer
Roger	Skye	Henry	Kai	Sparky	Pasta	Love
Will	Paige	Isaac	Omar	Rex	Cake	Gifts
Brian	Marie	Ralph	Ramin	Baby	Eggs	Slime
Tyler	Holly	Sean	Aziz	Rover	Bread	Gaming
Lane	Jane	Rob	Lado	Misty	Salmon	Boxing

Game Screen/Command Window

In EarthBound, you open windows to gain information about yourself and others around you. When there is no open window on screen, press the B Button to view your current HP, PP and cash on hand.



Cash on Hand

Current HP and PP


Command Window

By pressing the A Button, the Command Window is displayed. Five or six commands are displayed, depending on your ability to use Psychic power.

- Talk to
- PSI
- Check
- Goods
- Equip
- Status

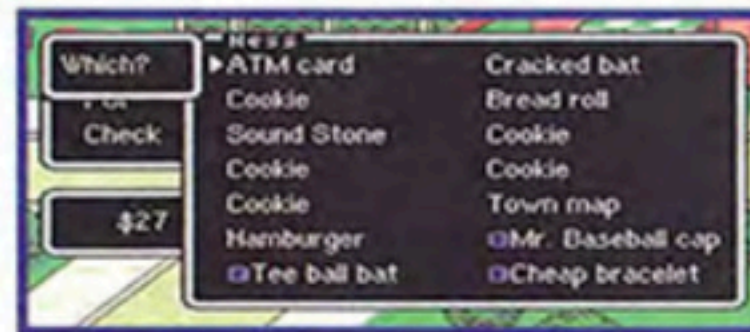
• Talk to When next to a person, select "Talk to" in order to communicate. If you are next to a phone, it also picks up the receiver.

• P S I Selecting PSI gives you a chance to use some of your PSI powers. If you have not yet realized any of your PSI powers, or no one is present that uses PSI, this option does not appear in the Command Window.

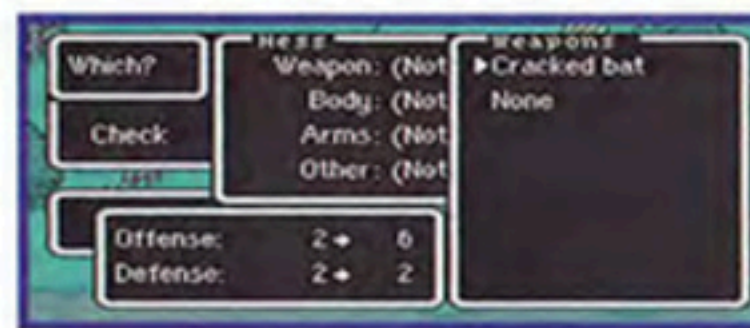


• Check This command allows you to check the surrounding area. It is especially useful when you find a gift box, chest or coffin. By checking these containers, you gain many useful items. When going to the ATM, you also use the Check command to activate the ATM.

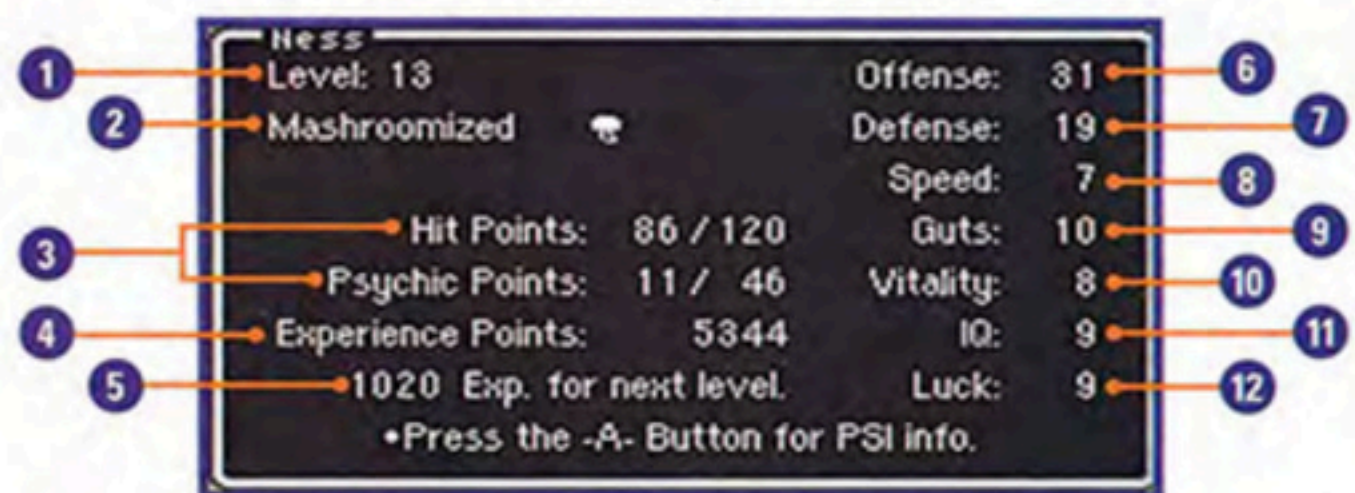
• Goods This command allows you to look at all of your items. By selecting "Goods," you view the items that you are carrying. By pressing left and right on the control pad, you are able to cycle through the characters in your party. You can then select items and Use, Give, Drop, or get Help! about them.



• Equip This command is very important. In order to fight effectively, you must make sure that your strongest items are properly equipped, or in use. This command allows you to change what is being worn or held by your characters. If you buy something at a store, you can equip it right then.



• Status This command allows you to view the health and attributes of your characters. There are a number of categories displayed on the status screen. Pressing left and right on your control pad allows you to look at the status of all your characters.



1 Level Your current level as determined by how much Exp you have acquired.

2 Condition If you're ailing somehow, it is indicated here.

3 Hit Points/Psychic Points Displays current levels as well as maximum levels.

4 Experience Points The number of Experience Points currently earned.

5 Next Level The number of Exp needed to reach the next level.

6 Offense Displays offensive power using the currently equipped weapon.

7 Defense Displays defensive power using currently equipped items.

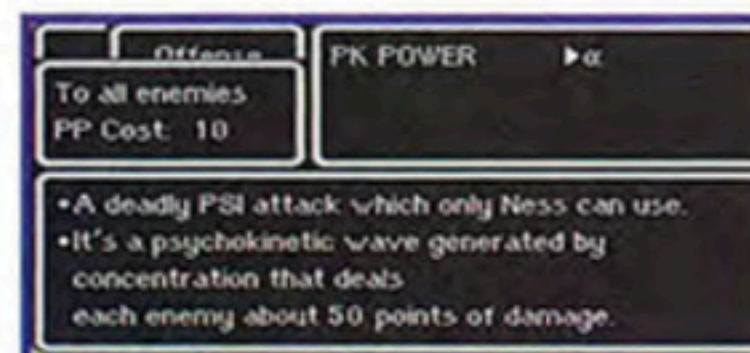
8 Speed Displays current speed level, which is important in escaping.

9 Guts Displays the guts level, affecting your frequency of SMAAASH attacks.

10 Vitality Displays vitality, affecting how fast your max HP increases.

11 IQ Displays IQ, affecting how fast your max PP increases.

12 Luck Displays Luck, which affects whether or not an attack on you misses.




From the Status screen, you can also view the PSI powers that a character possesses by pressing the A Button. You can view Offense, Recover, Assist and Other types of PSI powers. Press the B Button to exit the PSI screen.

How to Fight

In EarthBound, your travels will take you to many unusual and hostile places—even your own hometown! There is a wide variety of monsters as well as normal people that you must battle. Many regular animals and people have become violent because of the influence of Giygas over the evil in their minds.

Monsters and evil citizens can be seen wandering around while on the main game screen. If a person is under an evil influence, their face will appear to be blue. Animals lurk everywhere and try to ambush you as you explore an area. Worst of all, there is a huge assortment of strange monsters that have been unleashed because of Giygas' plot for universal destruction.



Below are screens detailing how a battle takes place.

On the main game screen, you find enemies and others looking for a fight. They are often very fast and difficult to avoid. Try ducking behind a tree or another object to avoid a battle, though this may not work.

If you decide you want to attack, or you are not able to avoid an enemy, a battle begins when you touch the enemy. Occasionally, other nearby enemies may join in on the fight, even though they were wandering around separately.



Once you have encountered an enemy, you enter the battle screen. You and the enemy continue to attack until one side is totally defeated. Complete loss of HP determines when one side or the other is defeated.

Once you cause all attacking enemies to lose their HP, a "You Won" message appears. When enemies are defeated, they disappear, while a person or animal becomes normal again. You then gain experience points for winning the battle.



Hey! The battle swirl is a different color!

As mentioned, you enter battle when you, or anyone in your group, touches an enemy. Since enemies are quite fast, it can be very difficult to avoid a battle. You should always, therefore, try to fight your battles so that you have the greatest possible advantage. This is accomplished by being aware of which way you are facing when you and an enemy touch.

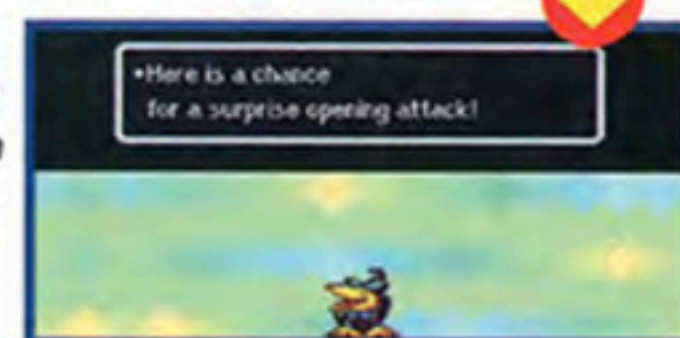

Face to Face

If you touch an enemy from the front or side while you are facing forward or to the side, the swirl that signifies a battle will be black. This indicates that neither side has gained any special advantage, and the battle begins as normal. Most battles will occur in this manner.



Your Surprise Opening Attack

If you're lucky, you may be able to successfully approach an enemy from behind and force a battle before the enemy has a chance to turn around. In this case, the swirl preceding a battle might be green. You and your party will then get a free opening attack on the enemy before the regular battle begins.



The Enemy's Surprise Opening Attack

If you are approached by the enemy, and they attack you from behind, the swirl preceding the battle will be red. In this case, the enemy might get a free opening attack. It is very important to avoid this attack whenever possible, especially when the enemies begin to get very strong.



Battle Screen/Command Window

After you encounter an enemy, the Battle Screen appears. The enemy is in front of you, possibly in two separate rows if enough enemies are present. Two windows also appear, your HP and PP window and the Battle Command Window. Your condition is constantly indicated by the HP and PP window at the bottom of the screen.



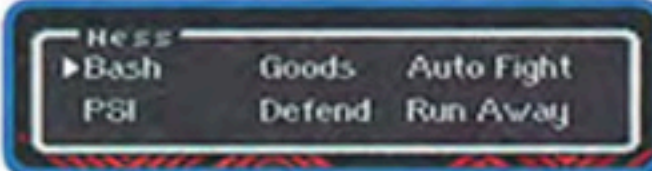
Current HP and PP

Command Window

The Battle Command Window is different for each character in the game. Use the Control Pad to move the cursor to the desired action and then press the A Button. Select the target of the attack, if applicable, and press the A Button again. To cancel a selected action, press the B Button.

Ness (The Hero)

Ness has a number of options to choose from as he is the leader of the group of friends. He is offensively well balanced, with strong physical as well as psychic attacks. Be sure to equip the strongest bat possible. A bat is Ness's weapon of choice.



..... **Bash**

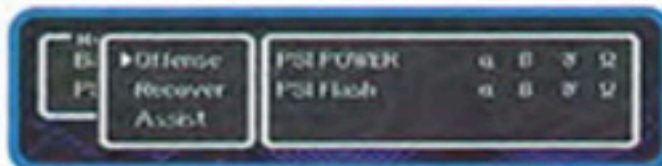
Bash deals damage to the enemy by use of a physical attack. A strong weapon results in greater damage done.

..... **PSI**

Allows you to select a PSI attack, recover or assist power. Be sure to watch your PP level!

..... **Goods**

Allows you to select an item and use it on the enemy. Some goods are very effective weapons, others aren't.



.... **Auto Fight**

The computer selects a course of action for you. To cancel Auto Fight, press the B Button.

..... **Defend**

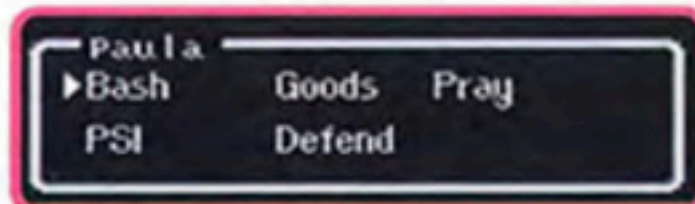
Places you in a defensive position, which can minimize the damage that gets dealt to you.

.... **Run Away**

As it sounds, this is your shot at running away from a battle. Sometimes you succeed, sometimes you don't.

Paula (First Friend)

For the most part, Paula's battle commands are similar to Ness's, with a single notable exception, the Pray command. If Ness is knocked unconscious, Paula also has the chance to select the Auto Fight and Run Away commands.



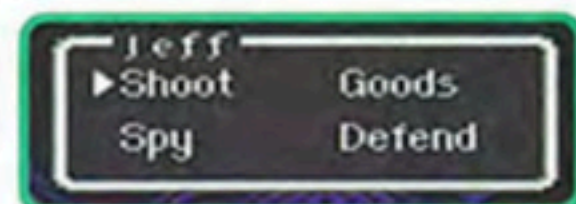
..... Pray

This command is very mysterious, and the effects can vary widely. Though potentially helpful, be careful!



Jeff (Second Friend)

Jeff is not able to employ any psychic abilities, but he makes up for it by being able to fashion great weapons out of broken items. Though he is not a very strong fighter, Jeff is indispensable to the success of the group.

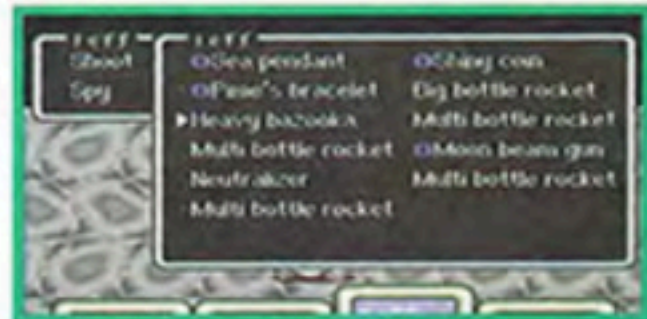


..... Spy

A very special ability that allows Jeff to size up the enemy and report all weaknesses to you.

..... Goods

As mentioned, there are special weapons that only Jeff is able to use. Look for broken gadgets he can fix!



Poo (Third Friend)

Prince Poo is a mystical fighter who has been trained in ancient martial arts. This makes him a very powerful fighter, and a big bonus when he finally joins the group. He employs the special ability to mirror that is awesome, to say the least!



.... Mirror

This special ability allows the prince to assume the shape of one of the enemy attackers. The effect is temporary.



Rolling Hit Points


One special feature of EarthBound is the Hit Point meter that decreases gradually. If you receive damage that will force you to lose consciousness, try to completely defeat the enemy before your HP meter reaches zero. If you do so, you can stop yourself from going unconscious.



Before You're On Your Way

Phone Calls

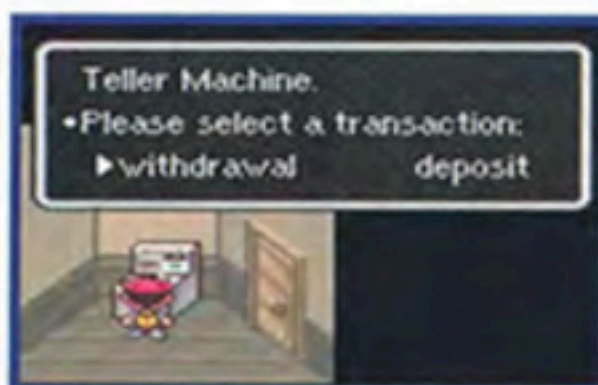
It's always a good idea to call your dad to save your progress in the game. You never know when you may accidentally wind up facing a strong enemy, so saving your progress will definitely help you. In the game, black phones are free, while other phones cost one dollar.



Using the ATM

Your bank account holds your hard-earned cash, and your ATM card allows you to withdraw or deposit money. Find an ATM at a Drugstore, Hotel or Department Store.

Withdraw your money and buy those expensive, powerful items that you've been drooling over!



Catching a Cold

A cold is just one of the ailments that you may run across in the course of the game. Sometimes, you can purchase some type of treatment from a Drugstore. In the case of a cold, you may want to look for a Cold Remedy, to avoid going to the hospital.



Doctor

The Doctor is important because he can cure some of those nasty conditions you pick up.



Nurse

The Nurse is excellent at reviving someone in your group who has become unconscious.




Healer

The Healer can take care of conditions that the doctors can't do anything about. Look for him!

The Magic Butterfly

If you are lucky, you will come across the elusive Magic Butterfly from time to time. If you catch the butterfly, a sense of relaxation comes over you, and 20 PSI Points are restored to you. These butterflies have been known to inhabit caves.



Delivery Services

During the course of the game, you may find that you need to have something delivered to you. Escargo Express is the local delivery company, and your sister Tracy has a part-time job with them. Another delivery service is Mach Pizza, great at delivering a piping hot pizza to you, no matter where you are.




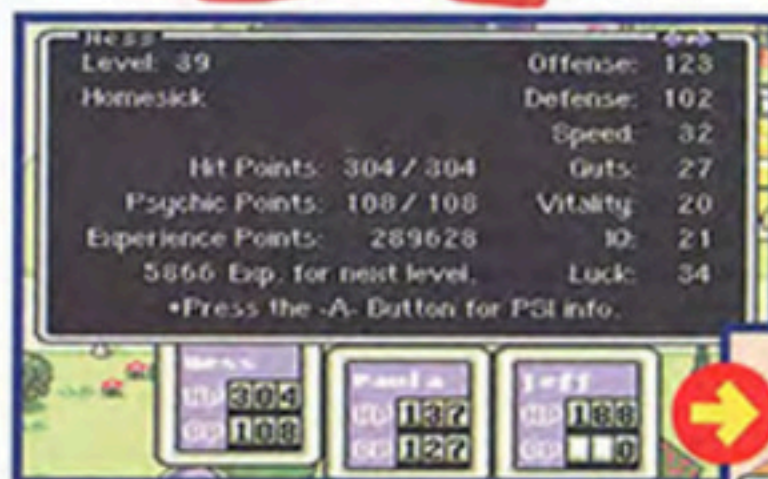
Hint Stand

One of the biggest helps that you can discover is the Hint Stand. The gentleman who runs the business seems to know what you've been doing, and what you need to do next. The hints may not be cheap, but they can certainly help you get out of a confusing situation.



If You Miss Your Mom...

Even a hero out to save the world can get homesick. After all, this is the longest you've ever been away from home! The best cure for those bouts of loneliness is the gentle voice of your understanding mom. The great thing is, she's just a phone call away...





EarthBound

TRAVEL GUIDE

CALLING EARTH

Imagine the earth as you know it changing overnight into an alien planet where people are not what they seem to be, and where familiar places suddenly become foreign. That is exactly the situation that Ness finds himself in when he is awakened by a thunderous crash that rocks his house violently.

THE MIDNIGHT MYSTERY

Nestled in his cozy bed at his home in the small town of Onett, Ness is lost in dreams of cookies and brightly wrapped birthday presents when, suddenly, a violent crash breaks the peaceful silence of the night. Sitting bolt upright in bed, he rubs his eyes, then rushes downstairs to find out what could have caused the tremendous tremor that ripped him from sleep. Also alarmed, his mother is already downstairs. Ness is eager to investigate, and his



it, too, blocked by policemen who tell him to go home and go back to bed. Near the scene, he also runs into his

bothersome neighbor, Pokey, who is pestering the police. After talking to everyone, including one man who claimed to be the first person on the



•Clear out. Get out of my way.

scene, Ness returns home to report his findings to his mother, then he goes back to bed. Just

as he drifts back off to sleep, though, someone pounds on the door. He opens it to find a distraught Pokey on the doorstep. It seems that while

Pokey was hanging around the crash site, his younger brother, Picky, disappeared. Because Pokey was supposed to be taking care of Picky, Pokey



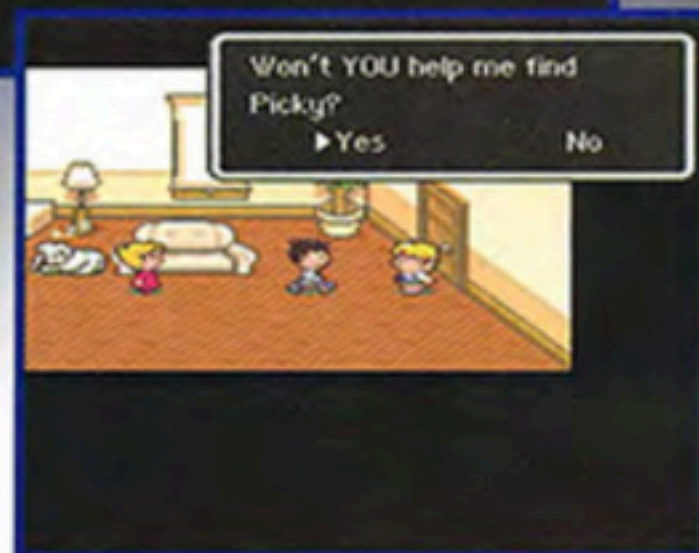
•Welcome home, Ness.
•It's not necessary to talk about it tonight.

mother reluctantly allows him to leave, but only after he changes out of his pjs.

Once outside, Ness finds his small town all abuzz over a meteor that has crashed to earth just a short distance from town. The police have constructed roadblocks at all entrances to the town, and no one is allowed to come or go. When he tries to get close to the crash site, he finds



•My land! Who could be knocking at the door at this time of night?



Won't YOU help me find Picky?
▶Yes No

knows that he's in big trouble if he doesn't find his brother and take him home before his parents return. He



begs for Ness's help.

Ness agrees to return to the crash site in the meadow near town. He sets out with his dog, King, and Pokey. At this time of night, with the police busy in town, monsters are



•Wha-!
•Oh!
•You woke me up...

K. BOOM!!!





lurking in the shadows. The boys fend them off with King's help, and when they reach the meteor, sure enough, they find Picky. They plan to high-tail it home, but before they can leave the area, an eerie column of light pierces the dark sky just above the meteor, and they hear a peculiar buzzing voice address them.

Buzz Buzz, the bee-like creature behind the voice, tells them that he has come from the future, ten years in the future, to be exact. He tells of devastation at the hands of Giygas, the



boy, and that the meteor portends that Giygas's evil plan has been set in motion on earth. He believes that if Ness begins to counter Giygas immediately, he might have time to save the earth from devastation. The legend also says that three boys and a girl defeat Giygas. He advises Ness that three things are of utmost importance: wisdom, courage and friendship.

Buzz Buzz joins them as they head home, and it's a good thing, too. On the way, they're attacked by Star Man Jr., one of Giygas's henchmen. Buzz Buzz protects the boys using a psychic shield during the ensuing battle. When they defeat Junior, Buzz Buzz warns them that they'll be

facing not only soldiers sent by Giygas, but also humans and animals that have been possessed by Giygas's evil forces.

When they reach Pokey and Picky's house, their parents are already home, and the two boys are in big trouble. They're sent to their room, leaving Ness and Buzz Buzz to deal with the angry parents. Buzz Buzz isn't around for long, though—Pokey's mother mistakes him for a dung beetle and promptly grounds him with a fly swatter. In his waning moments, Buzz Buzz gives Ness some final advice.

He whispers, "To defeat Giygas, your own power must unite with the earth's. The earth will then channel your power and multiply it." He tells Ness of eight points, or sanctuaries, that he must visit. And with



his dying breath, Buzz Buzz gives Ness the Sound Stone, a sacred stone that records the songs of the sanctuaries. Now Ness must pursue the adventure on his own, and following the advice of Buzz Buzz, he sets out for the city



universal cosmic destroyer. He says that the people in the time and place he comes from tell a legend that says, "When the chosen boy reaches the point, he will find the light. The passing of time will shatter the nightmare rock and will reveal the path of light." Buzz Buzz believes that Ness is the chosen

of Onett and the legendary sanctuary known as Giant Step.

In the traveler's almanac that follows, trace Ness's steps as he journeys all over the earth, battling Giygas's evil influence at every turn. This complete traveler's companion points out places of interest in every region and recommends the best restaurants to dine in and the best places to shop. It's your complete guide to Ness's world—when you're EarthBound, you won't want to be without it!

ONETT TIMES

VOL. XXIII

ALL THE NEWS THAT'S FIT TO FIT

MYSTERIOUS METEORITE CRASHES NORTH OF ONETT



Late last night, the town was rocked by a meteor that crashed to earth just north of Onett. There were no witnesses to the collision itself, and the police, suspecting that aliens were on board, immediately cordoned off the site and constructed road blocks to keep any unauthorized beings from coming or going. Many people awakened by the crash tried to get a glimpse of the mysterious chunk of flying

debris, but the boys in blue kept them at a distance. No one actually admitted to seeing aliens coming from the meteor, but with some of the strange happenings around here lately, it's certainly possible that extraterrestrial beings are at work. Some of them may even be people you talk to on the street today! Be sure to pass along a friendly Onettian welcome to the visitors, no matter what they look like.

THE SHARKS CLAIM, "REFORMED!"

Long-time bad boy Frank, leader of the notorious Sharks gang, claimed today that he and his gang have reformed. Long known for terrorizing women and children, the Sharks claim that they will be organizing a food drive next month. The surprising turn-about came at the hands of Ness, who thumped the boys soundly and made them promise to devote their time and efforts to worthwhile causes henceforth.



GIANT STEP SAID TO HOLD PSYCHIC POWER

Scientists announced today that Giant Step holds a strange psychic power, confirming suspicions held by many Onettians for decades. When pressed, the scientists declined to identify the source of the mysterious power, but those who have experienced it assume that it comes from the foot of the giant who left his footprint there. Not all are able to experience the power.

POLICE ATTACK INNOCENT BOY!!



Five policemen, under the direction of Chief Strong, ganged up on a local youth who, they claim, was trespassing in closed territory. To their surprise, the boy trounced them all, including the chief. It was caught on video by a bystander and will be aired on this evening's news.

DON'T MISS THE VACATION HOME OF A LIFETIME!



IT'S THE PERFECT SECOND HOME! GET AWAY IN STYLE IN YOUR OWN OCEAN-FRONT RETREAT!

LIE'N'CHEAT REAL ESTATE
Call Now! 1-800-111-1111

ONETT

Nestled in a northern meadow, Onett is a pleasant village with a small-town atmosphere that is relaxing at any time of year. Spring, summer, winter or fall, it makes a great place to get away from it all. When you visit, don't miss the crater south of town.

STATE OF THE ART ARCADE




Onett has a great arcade in the downtown area. It has all of the biggest arcade titles, including, of course, the latest and greatest of them all, Killer Instinct. Players from all over Onett get together every afternoon, so if you're traveling with kids, be sure to put a stop here on your "to do" list.

GIANT STEP

Just north of Onett is an unusual land formation that looks, quite literally, as if it were a giant's footprint. Of course, many local legends abound about its origin. It's a tourist favorite.



SEASONAL ROAD CLOSURES



Be sure to call ahead when you're planning a trip to Onett. The police construct barriers whenever there's a hint of safety hazards on roads leading to or from the city.

MEN IN BLUE PROTECT AND SERVE

Onett has a fine police force that keeps the streets safe for visitors and residents alike. When you see one of the public servants on the street, be sure to stop and say hello. Sometimes an officer can give you tips on things to do or see.

FAST FACTS

- Population:
 - People3,500
 - Dogs2
- Average Temperature...72 F
- Annual Rainfall.....10"



Scenic Vistas

The people of Onett take great pride in their small hamlet. The streets are meticulously neat and are lined with towering maple trees that put on an incredible show in the autumn when their leaves turn to brilliant shades of yellow and orange. Be sure to take a short side trip to the coast just west of town to see the beautiful view from the bluffs. During the summer months, when weather permits, a local musician plays to entertain visitors as they enjoy the view.



HISTORIC LIBRARY

Don't miss Onett's extensive library, which is a rich source of local history as well as maps that they give freely to visitors. Take your time exploring the stacks.

Map Key

- A** NESS'S HOME
- B** POKEY'S HOME
- C** LIER X. AGERATE'S HOUSE
- D** METEORITE
- E** LIBRARY
- F** CITY HALL
- G** HOSPITAL
- H** POLICE STATION
- I** HOTEL ONETT
- J** ARCADE
- K** SEASIDE HOUSE
- L** HINT HOUSE
- M** BURGER SHOP
- N** DRUGSTORE
- O** BAKERY



Onett

Welcome to the small city of Onett, where you'll be greeted by cheerful, sunny streets. Visit all of the city buildings and private homes to learn about the real Onett.

OUT-OF-THE-WAY STOP

Before leaving the northern neighborhood, where Ness's house is located, and heading for downtown Onett, return to the small cabin on the trail to the meteor landing site and talk to the man inside to learn about an interesting treasure.



ONETT DRUGSTORE

Everything for your aches and pains

- COLD REMEDY **\$22**
- CRACKED BAT **\$18**
- YO-YO **\$29**
- CHEAP BRACELET **\$98**

BASEBALL CAP **\$19**

TEE-BALL BAT

\$48




BURGER BARN
FRUIT JUICE\$4
COFFEE\$6
FRENCH FRIES\$8
HAMBURGER\$14



POSE FOR THE LOCAL PHOTOGRAPHER

Smile! You're on less-than-candid camera! Every so often on this version of earth a fanfare breaks out and a black-coated photographer drops from the sky. Strike your best pose, say "Fuzzy Pickles," and let him capture your image, where you are, as you are. He's keeping a traveler's log and taking photos of important events on your journey. When you finish the adventure, perhaps you'll have an album to remember everything you did.



ONETT PUBLIC LIBRARY

Don't miss a visit to the Onett Public Library. The librarians there are very friendly and helpful. You can learn about controller functions as well as about the city of Onett. One library clerk will give you, free of charge, a map to the area. You'll refer to it frequently to make sure that you don't miss any important points as you explore Onett and its surrounding region. Don't miss the seaside.



Pick up a map so you'll know how to get around in Onett.



Learn about Magic Butterflies in one room upstairs.



ONETT BAKERY
BAKED FRESH EVERYDAY

- COOKIE\$7
- BUTTER ROLL.....\$12
- SKIP SANDWICH ...\$38
- LUCKY SANDWICH ..\$128



TRAVEL STEPS

While you're in the environs of Onett, you should try the activities listed. If you follow the chart items in the order listed, you should have no problem completing them all. Start by talking to Pokey at the meteor landing site, then return home and wait for the knock that starts the chain of events to follow.

- Talk to Pokey at the Meteor Site
- Go home and go to bed
- Get the Cracked Bat from Tracy's room
- Enlist King's Help
- Find Picky
- Talk to Buzz Buzz
- Get the Sound Stone from Buzz Buzz in Pokey's house
- Get a map of town
- Defeat Frank
- Get a Key to the cabin from the Mayor
- Defeat the Titanic Ant
- Learn the Sound at the Giant Step
- Fight the Police

SECRET CLUBHOUSE

If you walk into the wooded area behind the Library, you'll meet a kid who asks you if you want to take his place guarding the Clubhouse. He's just kidding, and he won't let you even if you offer, but if you search in the trees directly below the Clubhouse, you'll find a hidden path that leads into it. One of the kids inside will give

Ness a Baseball Cap that he can use for protection.




DRUGSTORE

Drugstores have ATMs and telephones, and they generally also have clerks who sell medical supplies and armor. While you're there, you can call home for cash, withdraw it from the cash machine and use it to buy supplies.



SUDDEN VICTORY

Unlike most RPGs, this one doesn't make you fight all of your own battles. If you by far outclass an opponent that approaches you, the game automatically gives you the victory and even gives you the experience points that you would have won had you fought the battle. When you are much stronger than the opponent, you won't even enter a battle scene; instead, the words **YOU WON!** will immediately flash on the screen and you'll be credited with the win.




CHECK THE TRASH CANS

Although you normally might avoid Trash Cans while on vacation, it's a good idea to look in the ones in Onett. Inside, you might find valuable items that will be helpful to you. Nevermind how it looks—it's worth the effort!



THE BAKERY

When you're running low on energy, and before you set out for side trips, stop off at the Bakery to buy some Rolls, Cookies or Sandwiches. They'll refill your energy and put you back in the pink.



CITY HALL

Something's up at City Hall, and it's not the morale of the workers. For some reason, most of them are unhappy with the Mayor. If you try to see the Mayor now, you'll be turned away—by a police officer. The secretary tells you that you need to have an appointment, but she won't make one for you. You'll have to come back later.

HOTEL ONETT

When you're low on energy and PSI Power, spend the night at the Hotel Onett. It costs \$35 per night, but it's a bargain. When you wake, be sure to get a copy of the morning newspaper.



VIEWFRONT PROPERTY

If you follow the trail that leads to the west of town, you'll come upon a seaside cabin that's for sale. The real estate agent there will give you the



hard sell, but don't fall for it. The house may have a great view, but it's no bargain at \$7,500.



Gossip around town says that there's a tough guy at the arcade who calls the shots with the gang around town, the Sharks. As you walk around town, the boys in black will pick on you, so keep a wide berth unless you're trying to build your experience level. When you are building experience, take them all on.

HIT THE ARCADE



After you've thoroughly checked out the town, and when you're fully stocked with supplies, head for the arcade. This state-of-the-art fun palace is a two-story facility packed with the latest arcade games. Downstairs, you'll have to fight a couple of Sharks who don't like strangers trodding on their turf. In the yard behind the arcade you'll find Frank, the leader of the Sharks. When you talk to him, the fight will begin. And when you think the fight is over, think again.

Frank is backed up by Frankenstein, a maniacal robot, and you'll also have to defeat him to tame the Sharks.



ENEMIES

Onett might be a nice place to visit, but you won't want to live there until you clear the streets of the residents. The town is crawling with the beasts.

STARMAN JR.

When you return to your homes with Pokey and Picky, you'll be ambushed by Starman Jr. You'll be glad that Buzz Buzz is still alive to help with the battle.

HP...200 / PP...999 / SPEED...1
OFFENSE...11 / DEFENSE...10



SPITEFUL CROW

Squawking Spiteful Crows dive-bomb out of bushes in Onett and elsewhere. Don't let them strike you from behind! Watch out for them and start the battle when you're face to face.

HP...24 / PP...0 / SPEED...77
OFFENSE...5 / DEFENSE...3



COIL SNAKE

Watch out for Snakes in the grass as you're enjoying the sights. They can sneak up quickly to strike, so make sure that you meet them head on.

HP...18 / PP...0 / SPEED...2
OFFENSE...3 / DEFENSE...4



RUNAWAY DOG

Ness's dog, King, might have great manners, but none of the other dogs in town have graduated from obedience school. Watch out for them as you tour town.

HP...21 / PP...0 / SPEED...26
OFFENSE...4 / DEFENSE...5



FRANK

Frank thinks he's one tough dude, but if you're fairly experienced, he won't give you much trouble. Be sure you're well-supplied when you face him.

HP...63 / PP...0 / SPEED...7
OFFENSE...12 / DEFENSE...17



NETT The Caves at Giant Step

After you defeat Frank at the Arcade, go to the Mayor's office. This time, his secretary will greet you warmly and invite you upstairs to meet the Mayor. He'll be so grateful to you for taking care of those pesky Sharks that he'll give you a key to the little cabin north of town. The cabin was locked up because the Sharks had trashed it. It's still a mess, but that doesn't matter—you're only going to walk through it, not stay there.



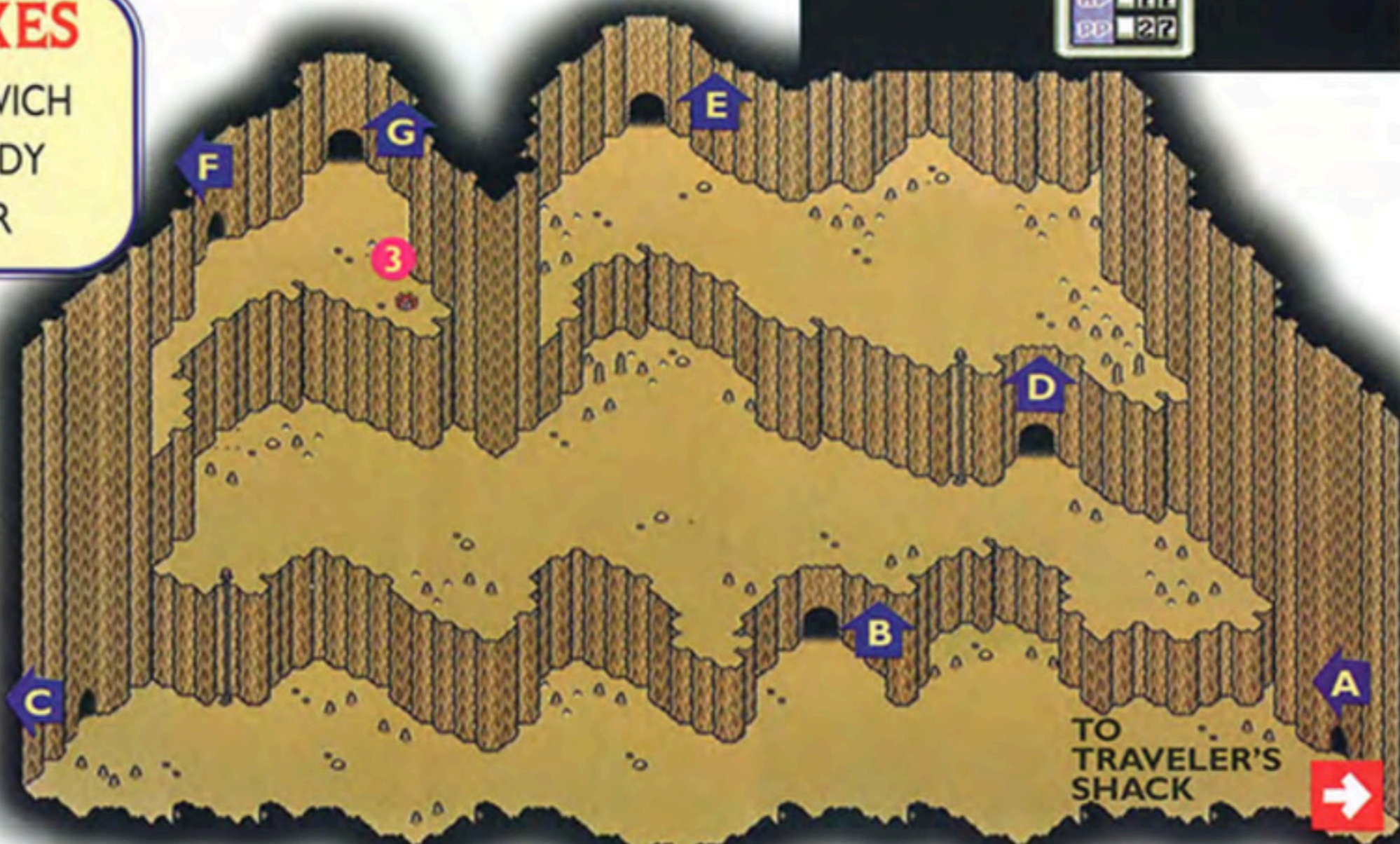
BUGS 'N' SLUGS

Watch out for tiny enemies inside the caves. Even though they're so little you can hardly see them, they attack fiercely. Well, the slugs might not be fierce, but they're a pain because they attack in numbers. The Black Antoids are fast and nasty.



GIFT BOXES

- 1 SKIP SANDWICH
- 2 COLD REMEDY
- 3 HAMBURGER



FOCUS

MAGIC BUTTERFLIES

Take the time to chase down a Magic Butterfly if you see one fluttering in the area. Catching one will make you relax, and it refills your PSI Power completely. Because you'll use lots of PP fighting groups of enemies at one time, the Butterflies will be very helpful.



SHINING SPOT

When you see the Shining Spot, you'll be near—not at—your goal. Before you can pass through the Spot, you'll have to defeat the Titanic Ant. The huge Ant is flanked by two smaller Black Antoids, but they'll waste their PSI Power by casting Lifeup even if they don't need it. By now, Ness should have the Drill PSI Power. Use it before the Ant can put up a shield, then keep Bashing away until you squash the titanic bug. Only when you've defeated the Ant will you be able to pass through the doorway to the Giant Step itself.



SOUND STONE

The stone that Buzz Buzz gave Ness just before he traveled off to the big bug zone in the sky is a memory stone of sorts. When you reach sanctuaries, such as the Giant Step, it will record the sound you hear there so you can play it back at any time later. Exit the cave after defeating the Titanic Ant, walk to the big footprint and the Sound Stone. You will hear a special melody. As you listen to it, the Sound Stone will record it. You will collect several other sounds on your journey.



ENEMIES

POGO PUNK

There are several Pogo Punks loitering on the streets, and they don't like it when you get in their way. Steer clear or prepare to fight.



HP...35 / PP...0 / SPEED...3
OFFENSE...8 / DEFENSE...10

YES MAN JR.

The Yes Men Jr. swing mean hoops. They're part of the Sharks gang, and they tend to hang with other members of the gang. You're in for a brawl.



HP...33 / PP...0 / SPEED...4
OFFENSE...8 / DEFENSE...9

SKATE PUNK

The Skate Punks are also Sharks, and like the other gang members, they're always spoiling for fights. Fight them to build experience so you'll be ready for Frank.



HP...31 / PP...0 / SPEED...5
OFFENSE...7 / DEFENSE...8

BLACK ANTOIDS

When you venture into the caves, you'll have the distinct displeasure of meeting the Black Antoids. They're small, quick and they attack in teams.



HP...34 / PP...25 / SPEED...4
OFFENSE...14 / DEFENSE...13

FRANKYSTEIN

When you defeat Frank, you may think that you've brought peace to Onett. Think again—Frank has a surprise in store for you. It's his robotic buddy, Frankystein.



HP...91 / PP...0 / SPEED...4
OFFENSE...15 / DEFENSE...18

POLICEMAN ON GUARD

After you defeat the Titanic Ant, the enemies that attacked you on your way in will flee from you as you work your way to the exit. Once



you reach the exit, though, you'll be in big trouble. An officer will be waiting there for you, and he'll order you to go to the Police Station.



FRANK IS REFORMED


Perhaps he's trying to make up for all the trouble he was earlier—whatever the reason, Frank appears to have changed his ways. Instead of attacking you, Frank will now help you out when you approach him in the yard behind the arcade. Step up and have your energy refilled whenever it begins to run low. That's fabulous, Frankie.



OFF THE OFFICERS



Before you follow the policeman's orders and go to the Police Station, call Ness's father and spend the night at the Hotel. Stock up on supplies and be sure that you have powerful tools equipped. Then, enter the station and talk to the Captain Strong. You will immediately be escorted to the room that was empty when you visited the station earlier. Captain Strong challenges you to fight his five meanest officers—and he won't give you much choice in the matter. One by one, they'll give you a pounding. If you survive the fights against the officers, Captain Strong himself will challenge you. Keep Ness's energy up and try to outlast him. In the end, beating the Captain is your ticket out of town.



TICKET TO TWOSON


When you defeat Captain Strong, he'll use his radio to call ahead to the officers who are guarding Onett's south exit. Now when you go to that exit, the officers will stand aside and let you pass, but before you do, stock up on supplies and stay at the hotel. Afterward, head south to the village of Twoson.





ENLIST AN EXIT MOUSE

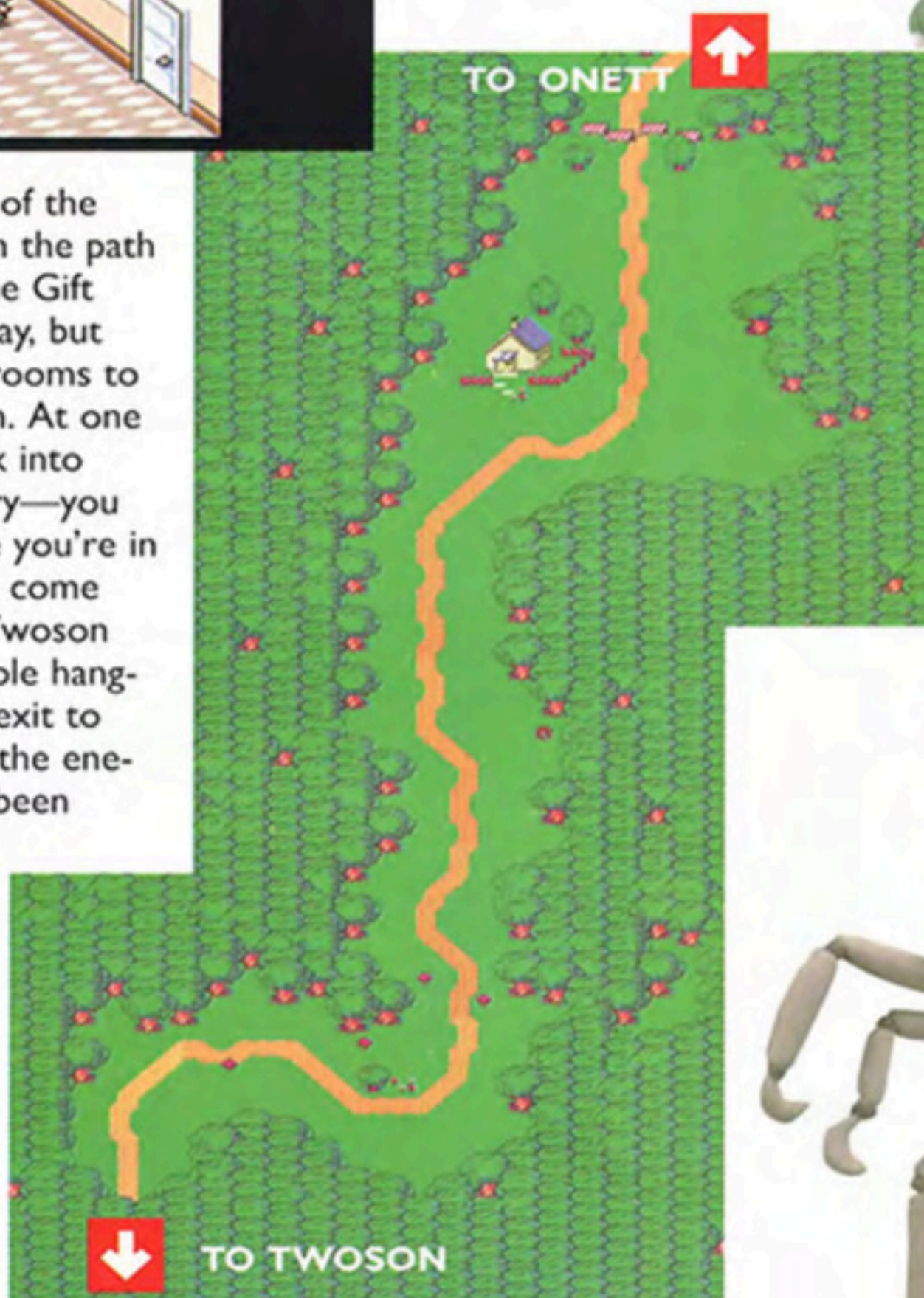
On your way to Twoson, stop off at the little house by the side of the road and talk to Ma Mouse. If you have an opening, she'll persuade you to take one of her little ones along with you. Later, if you're stuck in a maze of some kind, the Exit Mouse will find the quickest way out. The little rodent really is handy to have along, so don't miss out. Go outside and drop something if you have to in order to free a place in your inventory.



•He may look like regular, small mouse, but he can lead you to an exit



After you enlist the aid of the Exit Mouse, continue on the path to Twoson. There is one Gift Box to find along the way, but there are several mushrooms to avoid on the twisty path. At one point, the path will duck into some trees. Don't worry—you won't be attacked while you're in the dark, and when you come out, you'll be safely in Twoson territory. Talk to the Mole hanging out near the forest exit to find out about some of the enemies in town. If you've been infested with fungi on the journey, make the hospital your first stop. The man in the lobby there can cure what ails you, but actually getting to the hospital in your confused state can be a challenge.



CROOKED COP

Before you head out of town, you'll have a showdown with five of Onett's finest. Before you set foot in the police station, be sure to stock up on supplies.

HP...75 / PP...0 / SPEED...5
OFFENSE...15 / DEFENSE...18

CAPTAIN STRONG

After you take out all of his henchmen, you'll come face-to-face with the wily Captain himself. Strong is what his name implies, so keep your energy up.



HP...140 / PP...0 / SPEED...15
OFFENSE...20 / DEFENSE...24

ROWDY MOUSE

The mice in the caves sometimes attack in a pack, sometimes attack solo. It doesn't matter how they mount their offensives, though, they're mean.



HP...36 / PP...0 / SPEED...5
OFFENSE...7 / DEFENSE...20

ATTACK SLUGS


Slow-moving slugs usually attack in packs. They don't pack much of a punch, but they can be dangerous just because of their numbers. Use a PSI attack.



HP...30 / PP...6 / SPEED...1
OFFENSE...9 / DEFENSE...2

TITANIC ANT

The first major enemy you'll encounter on this journey is the Titanic Ant. To sink it, you'll have to use both PSI attacks and regular Bash attacks.



HP...235 / PP...102 / SPEED...6
OFFENSE...19 / DEFENSE...23

TWOSON TRIBUNE

\$1.50

JUNE 6, 199X

MISSING GIRL RESCUED FROM CULT

A local teenager was rescued yesterday from the clutches of the Happy Happy Village cult by a heroic youth named Ness. The Happy Happy Cult, led by Mr. Carpenter, has been active in Twoson and the Happy Happy Valley where cult members have painted the town blue. Paula, the daughter of the owners of Polestar Day Care, was abducted several days ago in Twoson by Happy Happy cult sympathizers. The girl used her remarkable telepathic abilities to lead Ness to



the location where she was being held prisoner. Once Ness reached Happy Happy Village, he searched the cult hall and reportedly fought several Happy Happyists before reaching Carpenter's shrine. The cult leader was unwilling to hand over the keys for Paula's prison cell to Ness. Ness then battled the false prophet and won the key, releasing Paula soon thereafter. When the two young heroes returned to Twoson, there was great rejoicing.

HAPPY HAPPY VILLAGE HAPPY ONCE MORE

With the humiliating defeat of Mr. Carpenter at the hands of Ness, most of the cultists who had moved to this once-peaceful town have suddenly lost the faith. Work has already begun on the renewal of the town, which was painted entirely blue by the fanatic followers of Carpenter.



INVENTIVE KIDS

Twoson's renowned inventor, the Apple Kid, revealed today that he is working on his next great invention—Z o m b i e Paper. The Pencil eraser was a challenge, but this zombie trap is even more difficult.



RUNAWAY FIVE TOUR LEAVES TWOSON

After an extended stay of several months in Twoson, the famous blues group, the Runaway Five, is set to leave town. Owners of the theater where the group had been performing said that the Five had owed them money, but that a mysterious benefactor had paid off their debt of \$10,000.



MEAGER LIVIN' FARM

At the Meager Livin' Farm, you won't get milked. In fact, you can stay free overnight. Just look for the friendly cow outside.



THIS CRAZY OLD GUY WILL LET YOU STAY FREE!

WINDFALL


The youth from Onett, whose self-proclaimed mission to save the earth brought him to Twoson, today received \$10,000 dollars from a reformed hoodlum in Burglin Park. The money was given to Ness with no strings attached, in small, unmarked bills. Ness revealed that he knew exactly where he was going with the money...to the theater.



TRAVEL & SHOPPING GUIDE

TWOSON

Sunny streets and a year-round mild climate beckon travelers to Twoson. There is plenty to entertain them in town and nearby. It's a town that should be on everyone's itinerary. Don't miss it!



- Population.....3,711
- Dogs.....1
- Average Temperature...72 F
- Vendors in Park.....10
- Mushrooms.....15

Congenial Customs

The people of Twoson are especially congenial and will tell you all about their fair city if you ask them to. Just talk to everyone you run into and find out everything of interest happening while you're there.



SHOP THE FLEA MARKET

Don't miss the Flea Market in Burglin Park. You'll find all sorts of curiosities for sale there, some of them very rare and valuable. It's open daily during daylight hours. The park is a popular gathering spot for locals, too.

CATCH THE RUNAWAY FIVE IN CONCERT

The famed Runaway Five appear in concert nightly at the Chaos Theater. Tickets sell out fast, so buy early.



GATEWAY TO PEACEFUL REST VALLEY

Although there is plenty to do in town, Twoson is also known as the Gateway to Peaceful Rest Valley, a beautiful site east of town. Its unusual inhabitants include Li'l UFOs and Spinning Robos, interesting sights on their own. A pleasant stream runs through the valley, which is a great place to hunt for wild mushrooms.



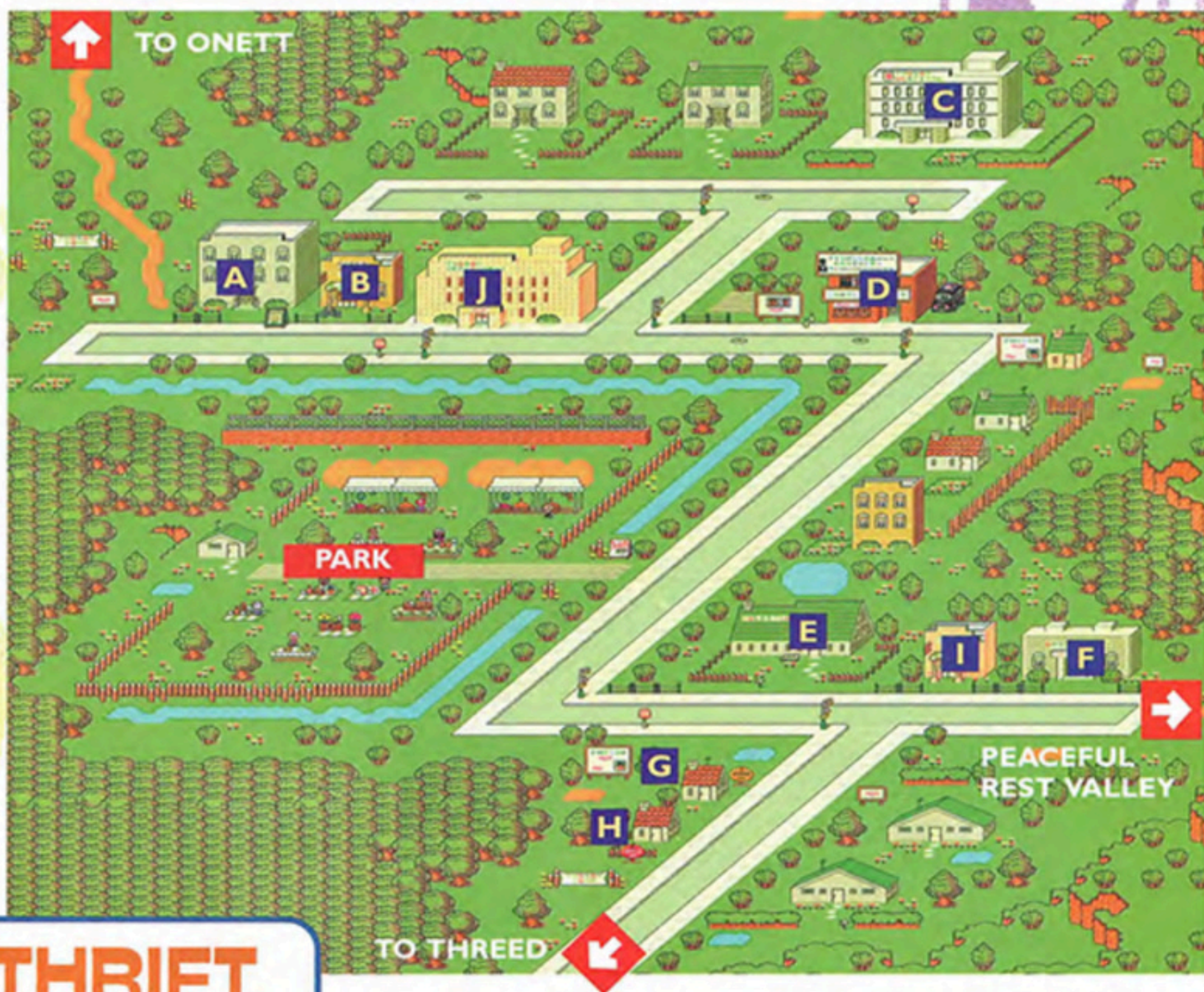


Twoson

With both a Flea Market and an indoor mall, Twoson is a bustling marketplace where goods of all kinds can be bought and sold. Its thriving economy draws traders in, and its lively nightlife keeps them well entertained.

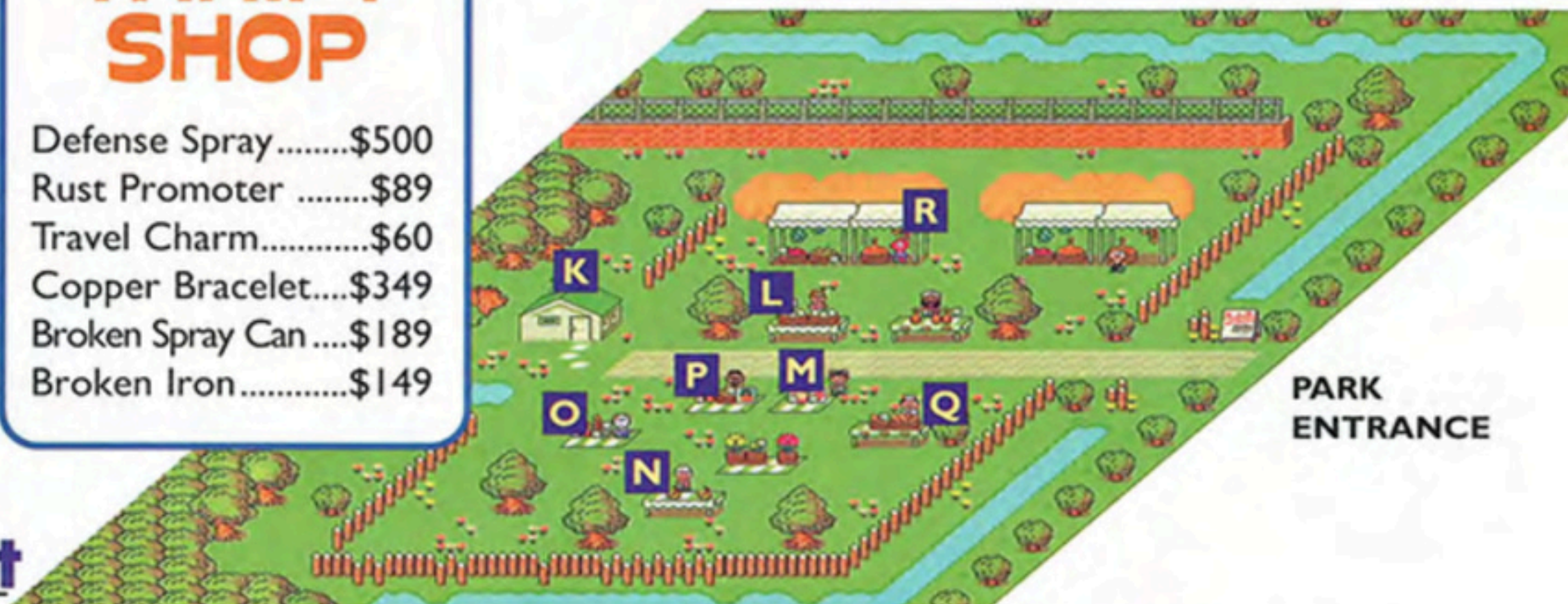
Map Key

- A** HOTEL TWOSON
- B** BICYCLE SHOP
- C** HOSPITAL
- D** CHAOS THEATER
- E** POLESTAR PRESCHOOL
- F** BUS STATION
- G** ORANGE KID'S HOUSE
- H** APPLE KID'S HOUSE
- I** MACH PIZZA
- J** TWOSON DEPARTMENT STORE



THRIFT SHOP

- Defense Spray.....\$500
- Rust Promoter.....\$89
- Travel Charm.....\$60
- Copper Bracelet....\$349
- Broken Spray Can....\$189
- Broken Iron.....\$149



Flea Market

- K** EVERDRED'S HOUSE
- N** BANANA SHOP
- Q** BAKERY
- L** EGG SHOP
- O** TOOL SHOP
- R** CONDIMENT SHOP
- M** ANTIQUE SHOP
- P** THRIFT SHOP

TRY A BIKE

When you first get to town, go to the Bicycle Shop that's right next to Hotel Twoson. The manager of the shop is very friendly, and he's generous, too. He'll offer to let you use one of his bikes, as long as you don't try to ride double on it. It's faster than walking, so give it a try.



BLUE BADDIES

There are some strange (and unhappy) bad guys wandering the streets of Twoson. You can quickly identify them by their blue faces, so if you see them coming, either steer clear or prepare to fight. You'll run into more of the baddies' buddies when you travel to Happy Happy Village.



TWOSON

DEPARTMENT STORE

a BURGER SHOP

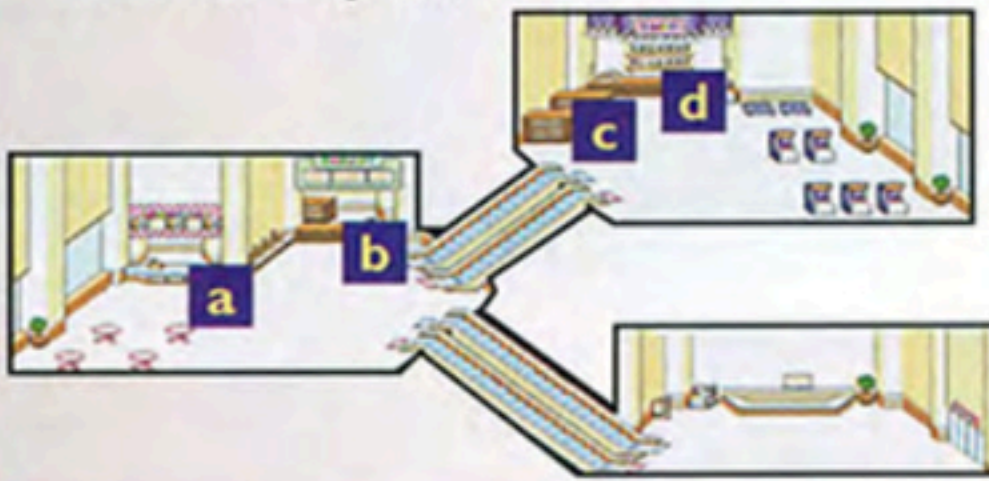
- Fruit Juice\$4
- Coffee.....\$6
- French Fries\$8
- Hamburger\$14

b BAKERY

- Lucky Sandwich ..\$128
- Bread Roll\$12
- Skip Sandwich \$38
- Cookie\$7

c d DRUG STORE

- Cold Remedy\$22
- Tee-ball Bat \$48
- Fry Pan\$56
- Slingshot\$89
- Cheap Bracelet ..\$96
- Ribbon\$89
- Baseball Cap\$19



TRAVEL STEPS

Be sure to take part in the activities listed below while you're in the Twoson area. You don't necessarily have to accomplish the tasks in the order listed, but it is the most direct route through the events.

- Defeat Mr. Everdred in Burglin Park
- Give \$200 and food to the Apple Kid
- Go to Peaceful Rest Valley
- Examine the Pencil Statue
- Return to Twoson
- Get the Pencil Erasing Device from the Apple Kid
- Return to Peaceful Rest Valley and remove the Pencil Statue
- Continue to Happy Happy Village
- Get the Franklin Badge from Paula
- Defeat Pokey's Friends
- Defeat Carpainter and get the Jail Key
- Free Paula
- Go through the eastern caves
- Defeat the Mondo Mole, get Lilliput Melody
- Return to Twoson



IN BURLIN PARK

- Cooki.....\$7
- Can of Fruit Juice..\$4
- Skip Sandwich.....\$38
- Cup of Coffee....\$6
- Lucky Sandwich....\$128
- Roll.....\$12



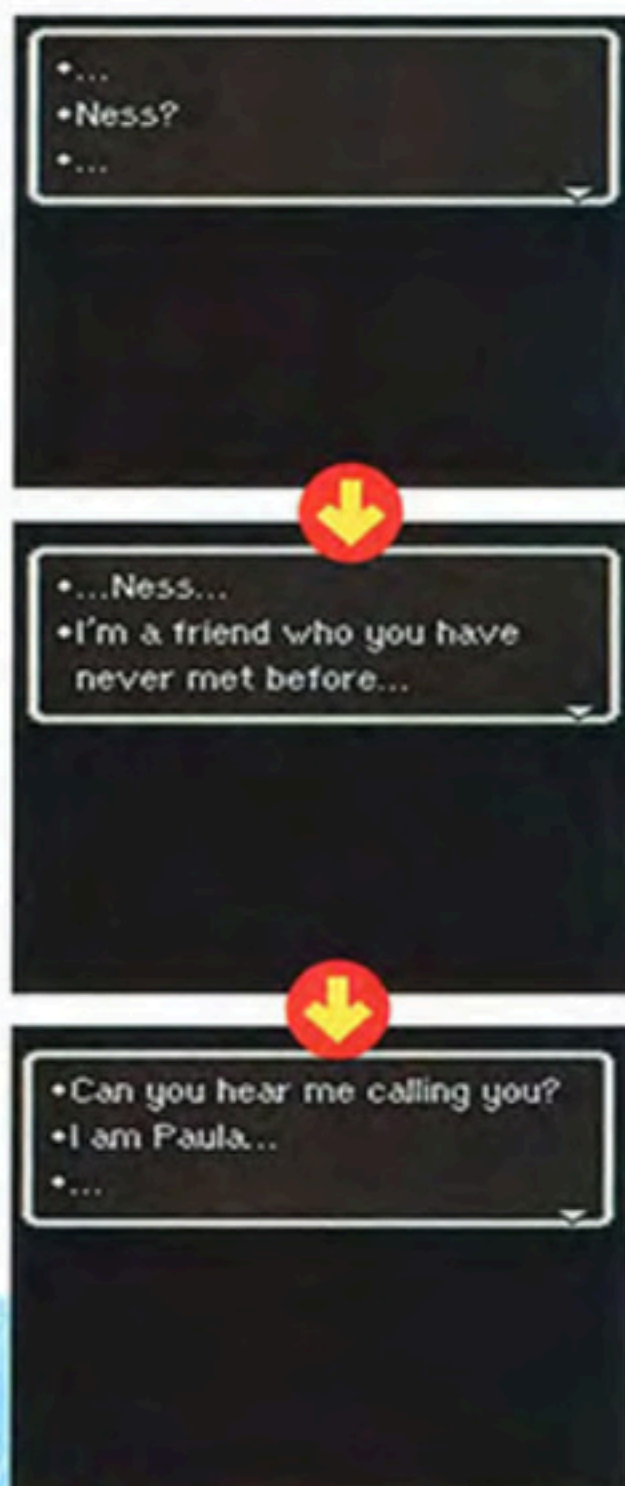
TASTE OF TWOSON

\$3.00
Hot Sauce

- Ketchup\$2
- Sugar\$3
- Cocoa.....\$4
- Cream\$4
- Parsley\$2
- Salt\$2

STRANGE DREAMS AT HOTEL TWOSON

When Ness bunks at Hotel Twoson, he has a strange dream that will haunt him every time he stays. In his dream, he hears a girl calling out to him for help. The weird thing is that he doesn't even know this girl. He can tell that she's in trouble though, and it puzzles him. The longer he stays in town after first hearing the message, the more frantic he becomes to find out about the mystery girl. As he wanders around, he learns about a girl missing from town. Her name is Paula, just like the girl in the dream, and she's beloved by the kids at the Polestar Preschool. Although Paula's father suspects that Mr. Everdred had something to do with Paula's disappearance, there is no evidence to prove that he did. All Ness knows at this point is that he needs to get to the bottom of things.



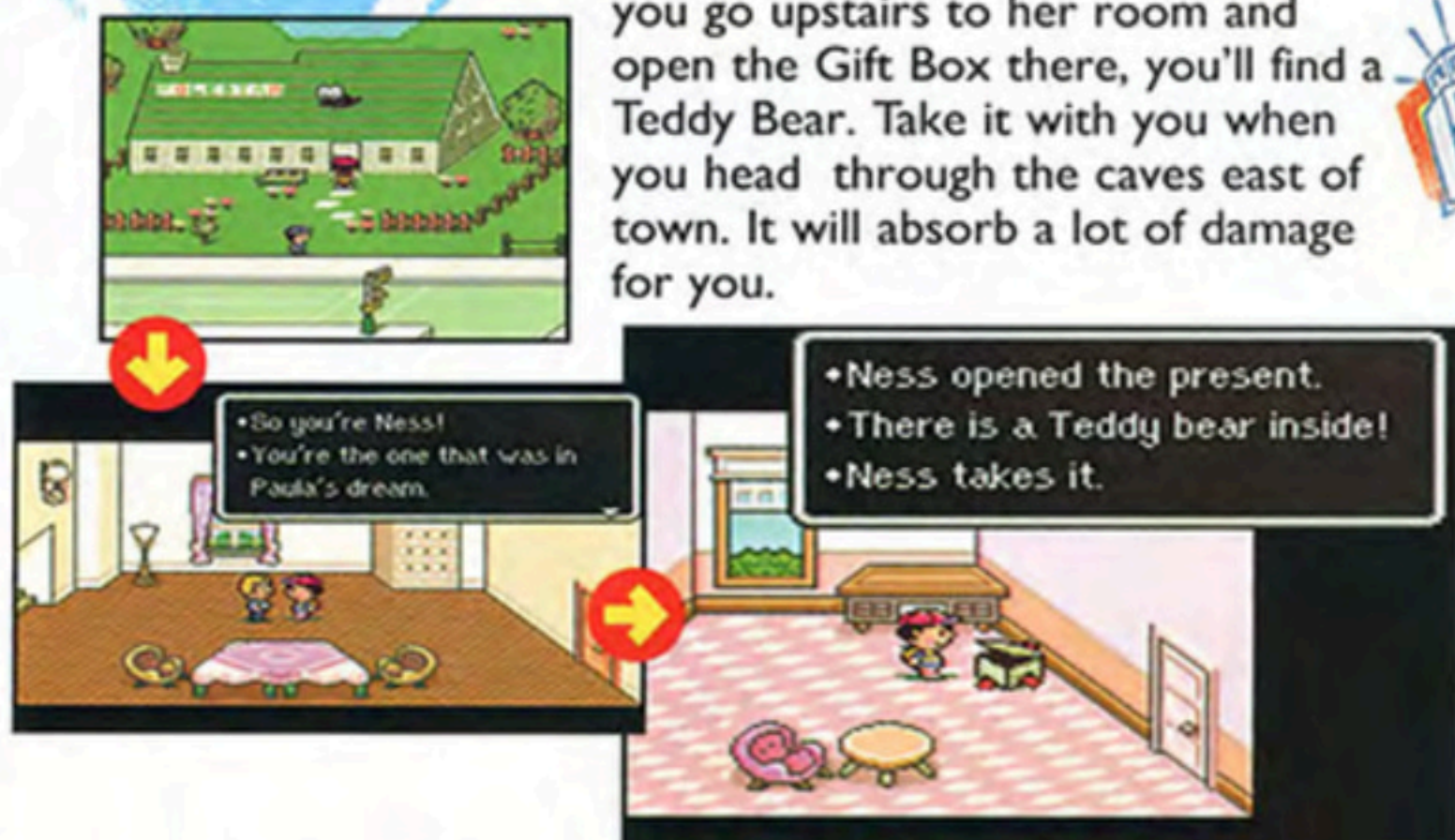
WATCH FOR WILD SHROOMS

While walking around town, you might be attacked by Evil Mushrooms. If you fall victim to their Spore Attacks, you'll know it, because a mushroom will begin to grow out of Ness's head and you'll lose control of him. Get to a hospital as quickly as you can and have the healer there remove the mushroom. He'll even pay you for letting him keep the fungus!



POLESTAR PRESCHOOL

When you visit the Polestar Preschool, you'll hear the bad news about Paula. She's missing, and the kids are really sad. If you go upstairs to her room and open the Gift Box there, you'll find a Teddy Bear. Take it with you when you head through the caves east of town. It will absorb a lot of damage for you.



TRY TRAVELING TO THREED

If you go to the Bus Station and check the schedule, a bus will arrive and load passengers bound for Threed. You won't be getting out of town so easily, though. When you reach the tunnel between Twoson and Threed, the bus will turn around



STROLL IN THE PARK

When you go for a stroll in the park, you'll be attacked by Mr. Everdred, who will pounce from the roof of his house. If you're well-supplied, you should have little trouble defeating him. When you do, he'll apologize for his bad manners, and he'll explain that Paula is about to be sacrificed in Happy Happy Village.



TWO INVENTORS IN THIS TOWN

There are two inventors vying for benefactors here, and you probably can't afford to donate funds to both of them. Which will it be? The Orange Kid runs a neater operation, but that doesn't mean he'll produce the inventions you'll need. Put your money on the Apple Kid. The girls on the street are all ga-ga over the Orange Kid, but they think that the Apple Kid is gross. So much for them! That just leaves the Apple Kid more time for inventing cool stuff.




The girls are crazy about the Orange Kid, and he runs an organized operation. Even if you give him money to finance his studies, though, he won't come through with a helpful invention. He's too hung up on Einstein's theories.



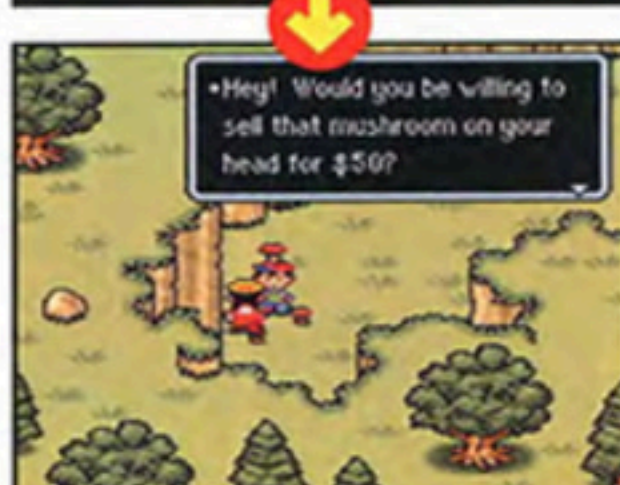
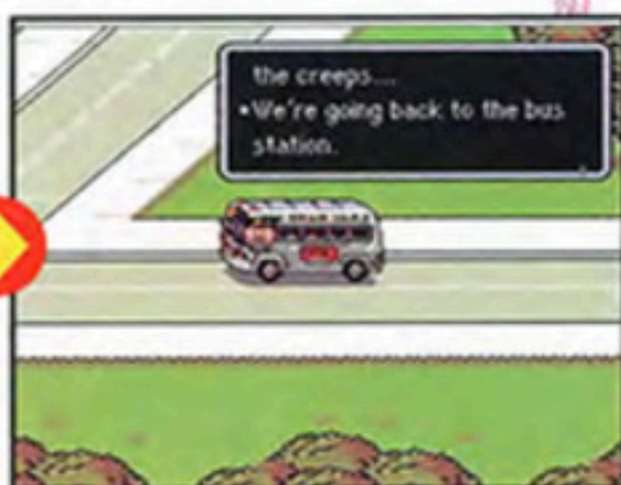
The Apple Kid looks like a slob, and his house is a big mess. First, give him something to eat, then give him the money he asks for. Later, when you need an unusual, pencil-related invention, he'll come up with it for you.

THROUGH THE CAVES TO THE EAST

After stocking up on supplies and talking to everyone in Twoson, head east through the caves to Peaceful Rest Valley. There are lots of enemies in both the caves and valley, so it helps to have a Teddy Bear along to absorb some of the damage. You'll probably have to attempt the trip more than one time before you can make it all the way through the valley.



and bring you back. It seems that the tunnel is haunted, and the bus won't go through scary places like that. After you've completed the necessary tasks in Twoson and Happy Happy Village, you'll have to find another mode of transportation in order to get out of town. Be creative. Perhaps there are others who are eager to move on to a new town. You just might be able to hitch a ride if you do them a favor.



ENEMIES

MOBILE SPROUT

The Mobile Sprouts spring up suddenly, and they can grow new sprouts to help them in battle. They often attack in pesky packs.



HP...79 / PP...9 / SPEED...6
OFFENSE...17 / DEFENSE...12

CRANKY LADY



There are some people in Twoson who just can't keep their noses out of other people's business. Steer clear of them when you can.

HP...95 / PP...0 / SPEED...6
OFFENSE...16 / DEFENSE...18

UNASSUMING LOCAL GUY

Although he claims to be mellow, this man has a chip on his shoulder and something to prove. He'll chase you down for a fist fight at any opportunity.



HP...73 / PP...0 / SPEED...5
OFFENSE...18 / DEFENSE...13

LI'L UFO

Li'l UFOs dart in and attack quickly. They're so fast that it's tough to dodge them, and they can leave you with a bad case of the sniffles.



HP...82 / PP...0 / SPEED...53
OFFENSE...18 / DEFENSE...17



Peaceful Rest Valley & Happy Happy Village



The trek through Peaceful Rest Valley to Happy Happy Village is an arduous one, so be sure to take along lots of provisions and a Teddy Bear or two. You'll run into several Li'l UFOs and Spinning Robos. You'll eat up energy when you have a cold, so use Cold Remedies when you get sick.

GIFT BOXES

- 1 TRAVEL CHARM
- 2 LUCK CAPSULE
- 3 CROISSANT
- 4 BOMB
- 5 CUP OF LIFENOODLES
- 6 HARD HAT

THE BROKEN BRIDGE

The first bridge you come to is broken, so you can't use it to cross the river. You'll have to find another way to continue to Happy Happy Village. Continue heading north, avoiding as many enemies as you can as you try to find an alternate route.



← TO TWOSON



WHAT'S WITH THE IRON PENCIL?

As you head north, you'll come to a strange, Iron Pencil blocking the way. You can't walk around it and you can't move it. You'll have to find another way to handle the obstruction, but you'll have to return to Twoson first.



FIGHT YOUR WAY BACK TO TWOSON

You probably used lots of supplies and energy getting as far as you did, but now you'll have to fight your way back through the caves to Twoson. Once there, replenish your energy by staying at the Hotel, then seek out the Apple Kid. He's not at home, so look for him in the park—that's where people seem to gather on sunny days. He has a new device for you, one that's guaranteed to work on Pencils.



TRY OUT THE PENCIL ERASER

After replacing supplies you used up on your last foray into Peaceful Rest Valley, head for the Pencil Statue again. Now select the Pencil eraser and use it on the statue. The amazing machine will make the statue disappear like magic. Now you can continue working your way down and around to Happy Happy Village.



Map Key

- A** CULT OFFICE
- B** HOSTEL
- C** HOSPITAL
- D** SELF-SERVICE SHOP
- E** DRUGSTORE



THE BEST BUYS IN TOWN!

SELF-SERVICE SHOP

Fresh Eggs
\$12

Bananas \$5



HAPPY HAPPY DRUG STORE

Cold Remedy	\$22
Refreshment Herb	\$80
Croissant	\$18
Skip Sandwich	\$38
Lucky Sandwich	\$128
Fruit Juice	\$4
Coffee	\$6
Tee-Ball Bat	\$98
Fry Pan	\$56
Copper Bracelet	\$349
Holmes Hat	\$59
Ribbon	\$89

ENEMIES

RAMBLIN' EVIL MUSHROOM

Evil Mushrooms sneak up on unsuspecting travelers and attack them with spores. Spores, which cause confusion, can be removed only at Hospitals.



HP...60 / PP...0 / SPEED...5
OFFENSE...15 / DEFENSE...10

NEW AGE RETRO HIPPIE

The Hippie hangs out on the streets of Twoson, and his only purpose in life appears to be making the going less than easy for everybody else.



HP...87 / PP...0 / SPEED...5
OFFENSE...19 / DEFENSE...14

ANNOYING OLD PARTY MAN

The Annoying Old Party Man is always in a hurry. When he runs into people on the streets, he's in a big rush to do them in. Hurry to get out of his way.



HP...99 / PP...0 / SPEED...6
OFFENSE...20 / DEFENSE...25

SPINNING ROBO

Most commonly found in Peaceful Rest Valley, Spinning Robos attack with fierce firepower. In groups of two or three, they can be deadly.

HP...113 / PP...17 / SPEED...7
OFFENSE...21 / DEFENSE...22



EARTHBOUND

MAKE A DONATION OR SAVE YOUR CASH?



When you first reach Happy Happy Village, a woman will rush up and ask you to donate cash to the local tourism fund. Depending on how much you spent supplying yourself for the trip through Peaceful Rest Valley, you might be short on cash by now. At any rate, if you do make a donation, all you'll get for it will be a phony "thanks" and a post card of town. Don't feel obligated to give to this cause unless you have money to burn.



HAPPY HAPPY OR STRANGE STRANGE?

The villagers speak of a leader who lives in the temple in the center of town, but he won't make time to see just anyone. The people are so insistent that they're happy that it seems odd, and they speak of mysterious rituals.

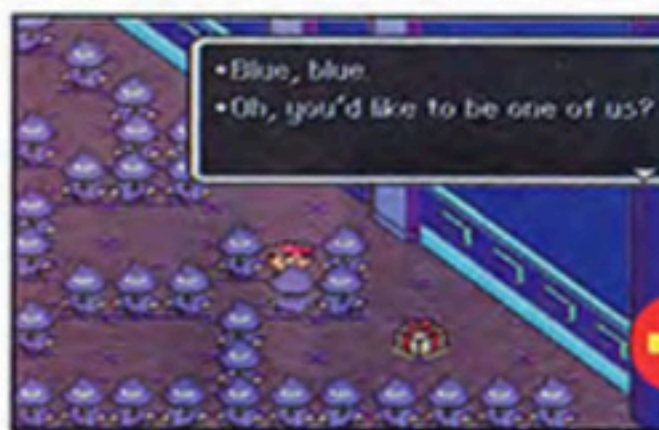


When you do get inside the temple, you'll find that it's filled with insane cultists, and many of them will attack you if you approach them. It's best to come back later when you're better prepared to investigate the place.





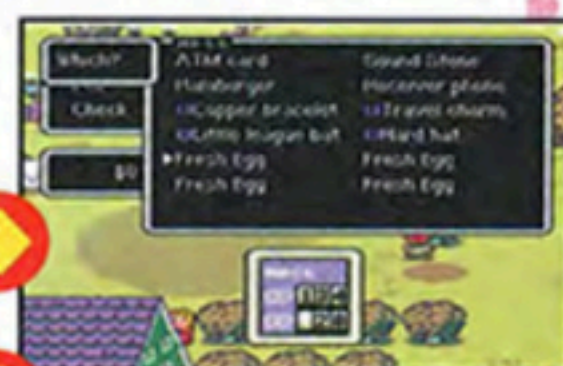
TALK TO THE FAST-MOVING CULTISTS

When you enter the temple a second time, watch how the cultists sway back and forth. You'll see that some move much faster than the others. Talk to the fast-swaying ones to find your way through the maze downstairs. Some of them will make you fight, but then they'll move and let you by.




RAISE CHICKENS


You can make quick money by raising chickens here. Go to the Self-Service Stand and buy Fresh Eggs for a few bucks. If you hold onto the egg for about a minute, it will hatch into a Chick. If you hold onto it for a little longer, it will grow into a Chicken that you can sell at the Drugstore for a huge profit.



DON'T CONTINUE WITHOUT THE BADGE

Even if you manage to work your way through the maze of cultists before you talk to Paula, don't bother to go upstairs and take on Carpenter until you've visited her in the little house north of town. You won't be able to free her without defeating Carpenter, but you won't be able to beat him until she gives you the Franklin Badge. If you try to take him on first, you'll be fried by lightning bolts before you have a chance to defend yourself. It's a brutal way to go.





TRACK PAULA DOWN

As you traveled through Peaceful Rest Valley, you probably came to a place where you could see, but not reach, a little house. You can reach the house only by going through the cave to Happy Happy Village, then following another cave north of town.

Go there after restocking your supplies at the Drugstore. When you exit the cave just above the house, you'll have to fight a couple of Spiteful Crows, then you'll be able to enter the cottage. Inside, you'll meet Paula, and she'll explain that she had been calling you in your dreams to come rescue her. She's slated to be the Happy Happyists' next sacrifice, and she's not at all willing. You'll have to get a key from Carpenter to release her from her jail, and he won't give it up without a fight.

She'll give you the Franklin Badge to use for protection against him.



CRUMPLE CARPENTER

Carpenter commands lightning, but the Franklin Badge reflects it. When he calls down a high-voltage bolt, use the badge to reflect it right back at him. He can't take but a couple doses of his own medicine, so once you have the badge, defeating him will be easy.



RESCUE PAULA

As soon as you singe Carpenter, he'll cough up the Jail Key with little protest. Take it back to Paula's cell. She'll grab her Teddy Bear and say good riddance to jail. The bear will absorb punishment until you can equip Paula.



ENEMIES

TERRITORIAL OAK



Territorial Oaks are trouble. Attack with weapons or spells until they burst into flames.

HP...145 / PP...41 / SPEED...5
OFFENSE...26 / DEFENSE...30

MOLE PLAYING ROUGH



The Moles Playing Rough generally hang around in caves, where their vision is an advantage. Attack them aggressively.

HP...103 / PP...0 / SPEED...9
OFFENSE...22 / DEFENSE...28

CARPENTER

There's no telling what pushed Carpenter off the deep end, but he has painted everything blue and started a twisted cult.



HP...262 / PP...70 / SPEED...8
OFFENSE...33 / DEFENSE...45

MR. BATTY

Attack Bats hang out in the caves round Happy Happy Village. Try to attack them before they take flight.



HP...86 / PP...0 / SPEED...29
OFFENSE...25 / DEFENSE...5


Lilliputian Footprints

After Paula joins Ness, return to Happy Happy Village. With Carpenter in disgrace and the villagers no longer under his power, the village is once again a pleasant place to live. The villagers have re-painted the buildings, and you won't see anything blue around here again.

When you talk to them now, they'll have new messages for you. One of them mentions tiny footsteps to the east. You should equip Paula with tools as soon as possible, then enter the caves to the east and go investigate the tiny steps. Paula will gain experience quickly as you explore.

GIFT BOXES

- 1 GREAT CHARM
- 2 CROISSANT
- 3 PSI CARMEL



TOUGH PROGRESS

It will be tough going inside the caves, and Paula won't be up to the challenge until she gains some experience. Exit often to save your progress and stay at the Hostel to re-energize. You'll need to have Paula strong enough to help you out when you meet the Mondo Mole.




SHINING SPOT

Finally, after a difficult trek through the caves, you'll come to a Shining Spot at the cave exit. Guarding the exit is the Mondo Mole, a challenging foe, to be sure. Be prepared to unleash your PSI powers when you go toe-to-toe.



TINY STEPS LEFT BY TINY TOES

After you manage to man-handle the Mondo Mole, exit the cave and check out the tiny footprints. When you do, you'll hear the second sound. Be sure to use your Sound Stone to record it before you go back through the caves and return to Happy Happy Village.



PAULA'S PROFILE

When you check Paula's Status Screen, you'll see that, although she can't use healing powers yet, she does have some attack abilities. And, of course, she does come equipped with her own personal Teddy Bear.



Paula's Level: 1	Offense: 12
Hit Points: 30 / 30	Defense: 32
Psycho Points: 10 / 10	Speed: 2
Experience Points: 2	Guts: 2
5 Exp. for next level.	Vitality: 2
• Press the A Button for PSI info.	Luck: 2

Paula's	Weapon: Off by psi
Body: (Nothing)	Arms: nCopper bracelet
Other: teddy bear	
Offense: 12	
Defense: 32	

Paula's	Weapon: Off by psi
Body: (Nothing)	Arms: nCopper bracelet
Other: teddy bear	
Offense: 12	
Defense: 32	

ENEMIES

HAPPY HAPPYIST


The Happy Happyists aren't as harmful—or as happy—as they might at first appear to be. Their weapons are paint brushes and their mission is to paint everything blue.



HP...94 / PP...0 / SPEED...8
OFFENSE...19 / DEFENSE...25

TAKE PAULA BACK TO PRESCHOOL

When you return to Twoson, make Polestar Preschool one of your first stops. Paula's parents are worried sick, and the kids have missed her, too. They'll all be very relieved to find that she's all right, after all. She will explain that she's going to be helping Ness for a while, and when you leave the building, one of Everdred's men will be waiting.



MEET WITH MR. EVERDRED

Everdred had wanted to offer Ness a job, but he knows before he makes the offer that Ness won't take it. Instead, he simply hands over \$10,000. What can two kids do with that much money? It can be their ticket out of town, if they talk to the right people.



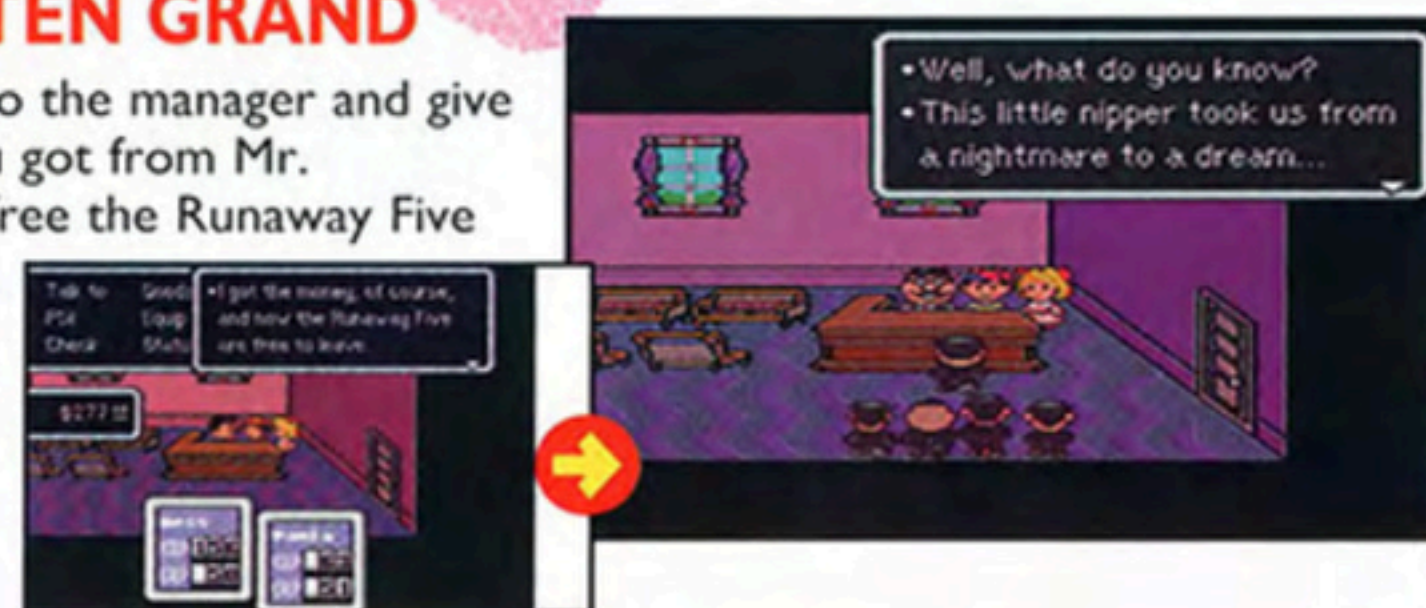
CATCH THE RUNAWAY FIVE, LIVE

Go to the Chaos Theater and talk to a couple of guys from the Runaway Five to get a Backstage Pass. Enter the club, talk to all of the patrons, go backstage to talk to the band, then take in their show. It's easy to see why they're so hot!



GIVE AWAY TEN GRAND

After the show, go to the manager and give him the \$10,000 you got from Mr. Everdred. That will free the Runaway Five from their debt, and they'll be able to leave town. Ness and Paula can catch a ride on their tour bus to get to Threed.



MIGHTY BEAR

When you wake Mighty Bears from their hibernation, they're very grouchy. They'll chase you down and maul you, if given half a chance.

HP...167 / PP...0 / SPEED...7
OFFENSE...29 / DEFENSE...31

MONDO MOLE

You've met other moles while wandering around in caves, but you've never seen one this big or brutal. Use Psi power to both attack and heal, and try to keep Paula in the pink until the end of the skirmish. It might take a couple tries to topple him.

HP...498 / PP...161 / SPEED...9
OFFENSE...37 / DEFENSE...50



No.12
Vol.23
WEEKLY RATE
\$1.50

Threed Journal

ZOMBIES STUCK ON THREED

Threed citizens gathered at the Circus Tent today to bemoan the continuing condition of zombie infestation that has befallen the city. A young adventurer named Ness and his friend, Paula, have indicated that they are willing to challenge Belch, who is the acknowledged master of the zombies. Zombie experts suggested that Ness and Paula would have to obtain some Fly Honey to use against Belch. The only source of Fly Honey in




Threed is said to be in the evil Tent south of town. In a surprising development, the Apple Kid from Twoson sent a marvelous new invention—Zombie Paper—which is used to capture unwary undead. It is thought that the Zombie Paper will allow Ness and Paula to take the underground road that leads to Belch's secret base near Saturn Valley.



Flying Saucer Crashes in Graveyard

The city buzzed today when a UFO appeared in the skies over Threed, then took a swan dive into the graveyard. Eyewitnesses watched the silvery craft wobbling in circles above the city, as if



searching for something. Shortly after the crash, the young heroes, Ness and Paula, appeared in the company of a young man named Jeff. After defeating the evil Tent, the trio used Zombie Paper in the Circus Tent.



SECRET BASE DISCOVERED

The Journal has received an exclusive on the progress of Ness, Paula and Jeff as they search for Belch. After a brief stay in Saturn Valley, the three heroes moved north to Grapefruit Falls. Under the falls, they used a password and waited for three minutes until the door opened.




SUNSHINE RETURNS

After weeks of dense cloud cover, sunshine returned to Threed today. Dr. Freitag of the Threed Academy suggested that the change had something to do with Ness's mission. "Zis giant Sprout haf bin soaking up all zee light," explained Dr. Freitag.



HOT SPRINGS POLLUTION

The famous hot springs in Saturn Valley are suddenly giving off a disgusting odor according to Mr. Saturn. The vile aroma began shortly after Ness, Paula and Jeff returned from defeating Belch.



THREED

Threed was once called the "Fun" capitol of the world because it is home to the famous Threed Circus. More recently, however, the city's fortunes have dipped due to an incursion of zombies. You may find the city less accommodating than in previous years.

The Clouds of Threed

One of the great meteorological mysteries of our age can be found in the overcast skies of Threed. Although the city is located near the Dusty Dunes Desert where the intense sunlight can cause severe tan lines, Threed itself languishes under a gloomy cap of clouds. Scientists from around the world have studied the phenomenon, but so far no reason can be found for the mysterious presence of the cumulo nimbus. Even stranger is the fact that Threed was once a sunny resort city before the changing weather patterns and influx of undead inhabitants.



FAST FACTS

- Population1,500
- Zombies2,000
- Temperature.....62 F
- Rainfall56"
- Pumpkin Patches12
- Graveyards.....2
- Dogs.....2
- Lions, Tigers, Bears0

GRAVEYARD TOUR

History buffs, mediums and occultists of all types won't want to miss the graveyard tour in Threed. Both cemeteries in town remain open to the public throughout the year. Self-guided tours only. May be subject to zombie attack!



SATURN VALLEY

The Saturn Valley is home to an unusual race of people known collectively as Mr. Saturn. In recent times, the journey to the Saturn Valley has become dangerous and difficult. Only the most adventurous travelers will want to make this side trip.

GRAPEFRUIT FALLS

The thundering waters of Grapefruit Falls cascade into the long lake. Intrepid travelers will find a secret road beyond the graveyards in Threed that leads to this watery region. They should be aware of the many dangers found here including a foul smelling monster.



MILKY WELL

One of the colorful legends of this region concerns a place called the Milky Well where unusual sounds emanate from the ground itself. Today, visitors can record the stone music and take it home with them.



Threed

Visitors to Threed can enjoy fine shopping, dining and accommodations, but the once inviting town has recently become a magnet for zombies—a fact which may keep some tourists away from the city. In its prime, Threed boasted one of the finest circuses to be found anywhere and a sunny climate all year long.



Map Key

- A** THREED SUNSET HOTEL
- B** HOSPITAL
- C** ZOMBIE RELIEF CORPS
- D** HINT
- E** BAKERY

F ARMS DEALER

"MEET ME BEHIND THE PIZZA SHOP FOR A DEAL YOU CAN'T REFUSE!"

TOY AIR GUN

\$215

BOMB

\$149

BOTTLE ROCKET

\$29

RUST PROMOTER

\$89

G DRUG STORE



THREED DRUG EMPORIUM

Cold Remedy\$22
 Vial of Serum\$58
 Refreshing Herb.....\$80
 Toothbrush\$3
 Calorie Stick\$18

Minor League Bat..\$399
 Thick Fry Pan\$198
 Hard Hat\$298
 Insecticide Spray\$19
 Copper Bracelet\$349

BOB'S BEST BAKERY



Cookies\$7
 Bread Roll\$12
 Croissant.....\$18
 Skip Sandwich\$38
 Lucky Sandwich ..\$128
 Fruit Juice.....\$4
 Coffee\$6



BUS SERVICE

The only way for visitors to arrive in Threed these days is by bus, and the only bus that can make the trip through the haunted Twoson-Threed tunnel is owned by a blues band called the Runaway Five. For a hefty fee of \$10,000, however, you can hitch a lift with the "Five" to begin your nightmare vacation.



THE TROUBLE WITH THREED

Threed's current civic difficulties can be traced back to the famous meteorite crash in Onett. About that time, a hideous being known as Belch began attracting zombies to the Threed area. One of the unfortunate side effects of Belch and his minions is a vile stench that permeates Threed.


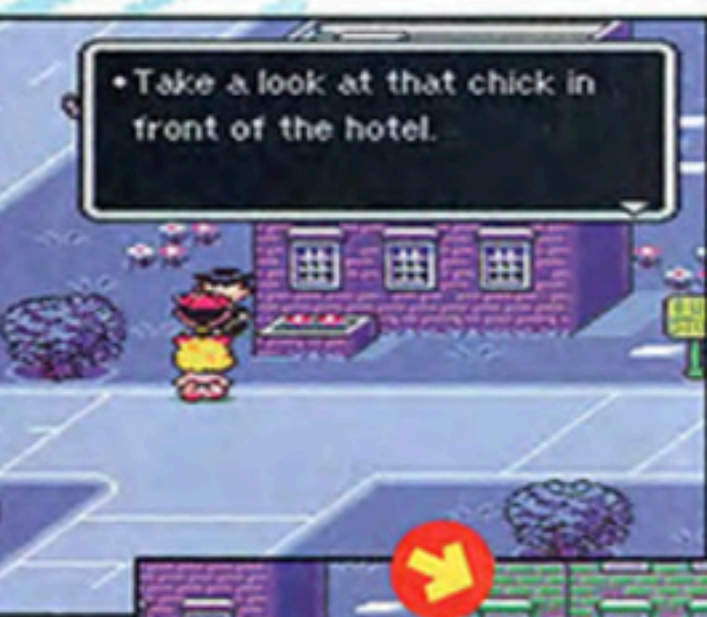


THE UNDERGROUND ROAD

Visitors wishing to travel to the Grapefruit Falls region must first overcome a zombie guard. The zombies block the path north of the graveyard. If you use Zombie Paper you can slip past them to the secret road beyond.

BEWARE OF STRANGE WOMEN!

Zombies aren't the only hazard to be found on the streets of Threed in these troubled times. Visitors have reported a suspicious woman, dressed-to-kill and loitering outside the hotel. Those unfortunate fools who have followed her are savagely attacked by a group of thugs.



TRAVEL STEPS

Follow these steps to ensure a happy and exciting journey. If you prefer discovering the wonders of EarthBound on your own, ignore this section.

Go To Graveyard



Speak With Zombie Guard



Get Info About Mysterious Woman



Go To Hotel



Follow Woman Inside



Paula's Psychic Call To Jeff



Get Bubble Monkey



Ride On Tessie



Go Through Brick Road



Use Bubble Monkey In Cave



Go To Lab



Take Sky Runner To Threed



Jeff Joins Party



Escape With Key Machine



Defeat The Tent



Get Zombie Paper



Use Zombie Paper



Defeat Master Belch



Go To Saturn Valley

WINTERS NEWS

THE HOTTEST NEWS DOWN COLD No. 120267 Established 1889 Only Fifty Cents

Youth Flees Dormitory

Administrative officials of Snow Wood Boarding House are quietly investigating the recent disappearance of student Jeff Andonut, son of the famous scientist, Dr. Andonut. "All I can tell you right now is that the young man is in BIG trouble,"




commented Ms. Snidely, head disciplinarian. The youth has been missing since late last night. Residence directors will not comment

on whether or not the disappearance was linked to cookies stolen from a dormitory room. Rumors persist that the student left because the school cafeteria was serving Tendakraut.

Bad Key Machine Invented

While Technicians at Maxwell Labs refuse to confirm or deny reports of a breakthrough in locksmith technology, industry insiders hint that a revolutionary new tool has been invented for opening doors. "They can't tell anyone, cause if they did, thieves might steal the device and use it on doors everywhere," explained Anthony Bigmouth. Detailed technical specifications for the device recently appeared on the Internet. (See Key Machine, Page A3)



TESSIE SIGHTED!!!



Jubilant members of the Tessie Watching Club report seeing a large dinosaur swimming in the waters of Lake Tess yesterday morning. The recent account is hotly refuted by local skeptics, who refuse to believe there is any truth to the legend that a dinosaur lives beneath the surface of Lake Tess. The stories regarding the four limbed Mesozoic Era reptile have existed since the founding of Winters in 1889. "People couldn't believe the Fourside Rangers would ever win the Stanley Cup, but they did," argued an unidentified Tessie club member. Critics of the report argue that the Tessie Watching Club experienced a "group hallucination." "You get a group of people camping out there in the snow—they catch hypothermia and start acting weird," commented one local pessimist. "Remember when those producers filmed that rock video here last year? The same stupid stuff happened. You can't run around in the snowy woods wearing leather, chains and a guitar."

Monkey Linked to Dinosaur Sighting?

An escaped laboratory monkey is believed to be linked to yesterday's sighting of Tessie the Dinosaur. Both locals and experts remain puzzled over the mysterious series of events leading to the sighting of the large reptile but speculate that the primate encouraged the beast to surface. "I saw this monkey running around the Drugstore earlier today," stated Thelma Dingquist, local pharmacist. "I yelled at him after he opened up a couple of boxes of laxatives. Somebody gave the critter some gum and he went away." The monkey was later seen following an unidentified youth into a nearby forest. (See Missing Link, Page A5)



WINTERS

The frozen north holds many secrets including a legendary monster named Tessie and the enigmatic structure known as Stonehenge. You won't need sun block, but you will need your wits and a warm coat.



FAST FACTS

- Population.....506
- Goats.....2
- Tessie Watchers.....1200
- Temperature.....1 F
- Wind Chill.....-22 F
- Average Age.....13



The Wild Woods

The wild woods of Winters welcome only the hardest of woodsmen, like the members of the Tessie Watching Club. If you find yourself wandering alone, be prepared to meet dangerous wild animals including mountain goats, crows, and wild dogs. Most visitors camp out on the lake shore south of the Snow Woods Boarding School. Here they scan the blue lake waters for any sign of the beast.

TESSIE OF THE LAKE



For centuries people told the tale of Tessie—a primordial creature that swims in the lake south of Winters—but not until a student from the Snow Wood Boarding School actually tamed the beast was there positive proof. Now visitors can ride Tessie for a modest fee and a fish.

The shore may be covered with snow, but the waters of Lake Tess remain ice free throughout the year. Many believe that hot springs deep in the lake keep it warm enough for the dinosaur known as Tessie. Enthusiasts line the northern shore, waiting for some appearance of the creature.

LAKE TESS



DR. ANDONUTS' LAB

Just south of Stonehenge, travelers will find the laboratory of the famous Dr. Andonuts. This world-class scientist/inventor works on many projects including time travel and flying saucers. The doctor's son, Jeff, also promises to be an inventor.





Map Key

- A** Snow Wood Boarding School
- B** Drugstore
- C** Tea Tent
- D** Phone Tent
- E** Stew Tent

Winters

Travelers in Winters shouldn't expect the luxury accommodations found in other destinations. Apart from the Snow Wood Boarding School, the only other signs of civilization in this forest maze are to be found in crude tents.

TELEPATHIC DREAMING

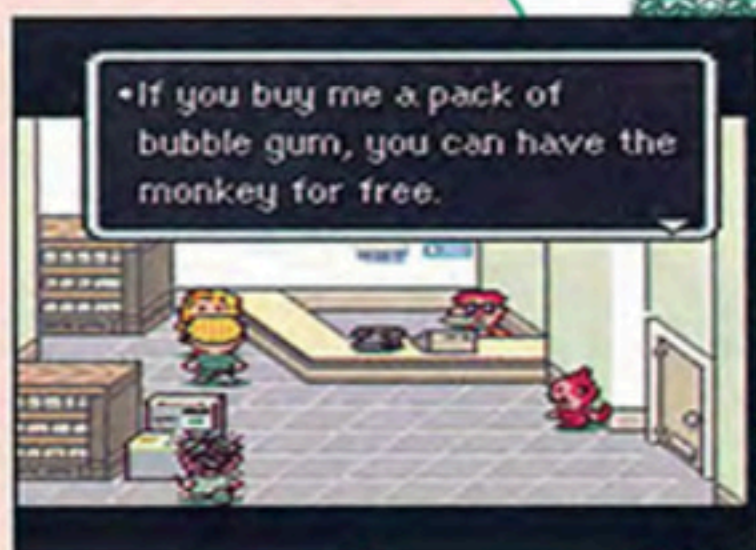
While sleeping in the dorm at the Snow Wood Boarding School, Jeff Andonuts receives a wake-up call from Paula. Unlike most long distance calls received at the school, this call is transmitted telepathically. Jeff accepts the message at face value and begins his southward journey to rescue Paula and Ness.



Snow Wood

Drugstore

- T-Rex Bat -----\$698
- Non-stick Fry Pan --\$1,490
- Coin of Silence ----\$2,500
- Picnic Lunch -----\$24
- Skip Sandwich DX ----\$98
- Lucky Sandwich ----\$128
- Coffee -----\$6



JEFF ANDONUTS

Even at an early age, the only son of the famous scientist and inventor, Dr. Andonuts, showed a gift for fixing machines and tools. Beginning with simple tasks such as refitting his rattle with a Boron-flex shaft and 125 HP twin-cam engine, Jeff soon moved on to more complex gadgeteering. At the Snow Wood Boarding School, Jeff studied with the mechanical genius, Maxwell Labs, one of the great fixers of all time.

Jeff's character profile shows the following stats:

Level: 1	Offense: 2
Hit Points: 30 / 30	Defense: 2
Psychic Points: 0 / 0	Speed: 2
Experience Points: 0	Outs: 2
4 Exp. for next level	Vitality: 2
	IQ: 2
	Luck: 2

Inventory items include: Big bottle rocket, Boiled egg, Puler, and Protractor. A 'Which?' menu lists: Pop gun, (Nothing), (Nothing), and Holmes hat. A 'Check' menu shows: Offense: 18, Defense: 12. A 'Where?' menu lists: Pop gun, (Nothing), (Nothing), and Holmes hat. A 'Check' menu shows: \$2.



ENEMIES

GRUFF GOAT

This woodland creature can inflict severe damage to unwary travelers with his horns. If attacked by a goat, you should fight back fiercely and eat a Cookie to restore your energy.



HP...45 / PP...0 / SPEED...12
OFFENSE...8 / DEFENSE...23

WORTHLESS PROTOPLASM

The wild strain of this Protoplasm escaped from a science lab and now oozes about the forest of Winters. It is an extremely weak foe, easily mopped up.



HP...38 / PP...0 / SPEED...27
OFFENSE...11 / DEFENSE...21

MAD DUCK

This water fowl's attack is worse than its quack. Although it may seem a bird-brained baddie at best, this Duck fights like an eagle with an attitude.



HP...51 / PP...0 / SPEED...30
OFFENSE...12 / DEFENSE...24

CAVE BOY

Cave Boy is a nasty Neanderthal with a spiked club. He looks mean--and he is mean. Use a powerful attack to send him back to the stone age.

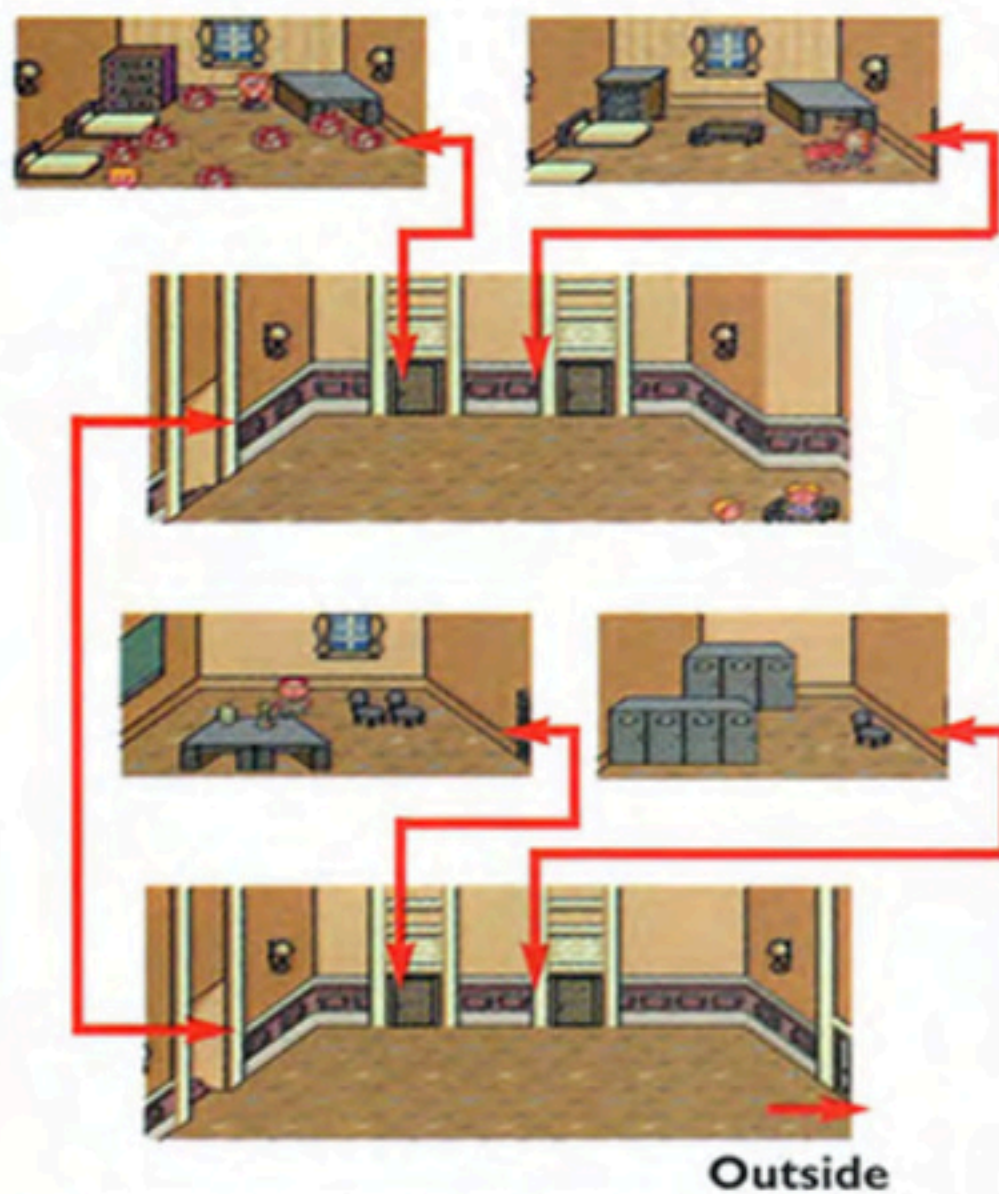


HP...314 / PP...0 / SPEED...79
OFFENSE...21 / DEFENSE...33

SNOW WOOD BOARDING SCHOOL

The floor plan of the Snow Wood Boarding School shows that students have full access to all of the school's many facilities. The dorm rooms, shown at the top of the floor plan, are used for sleeping, studying and wrapping presents. Just outside is the upper hall where students gather to discuss the legend of Tessie. Downstairs, Maxwell fiddles with unique machines like a Bad Key Machine. The locker room is filled with useful items. One of the most common complaints at the Snow Wood

Boarding School has to do with the inferior nature of the keys that are used to keep lockers secure. These keys, purchased at a substantial discount from Keys R You, show a marked propensity for bending. Fortunately, the student body can turn to Maxwell Labs. Just for fun, however, Maxwell often gives students a bent key before he lends them his Bad Key Machine.



Outside



WINTERS THE SOUTH SHORE

If you manage to catch a ride with Tessie to the South Shore of Lake Tess, you'll find more woods and some animals that you've already met like the Goat. Follow the path southward, defending yourself as you go. A short hike will bring you to a fascinating artifact and another amazing challenge.



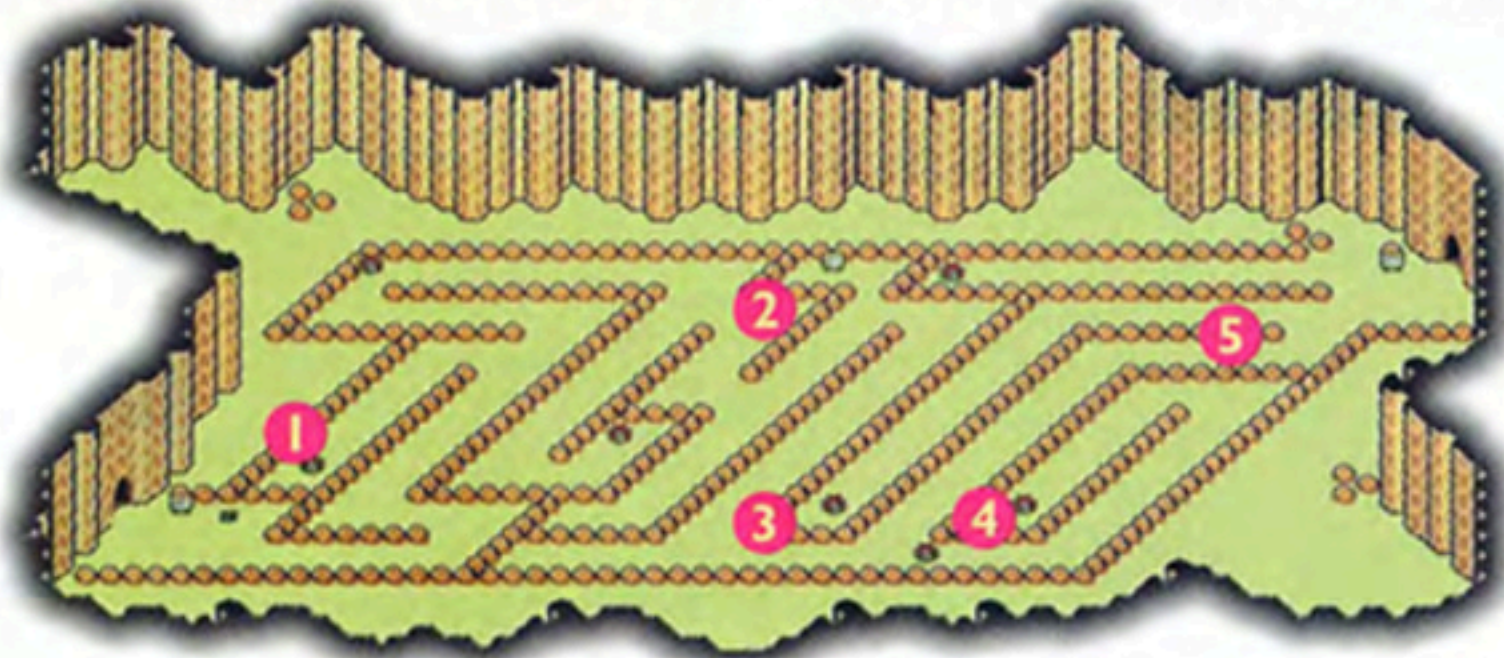
IRON PENCIL

Travelers who have already visited Happy Happy Village outside of Twoson may recall finding an Iron Pencil now on the southern path along the shore of Lake Tess. This object must remain here until later. After taking a snapshot or two, move on to the intriguing cave maze nearby.



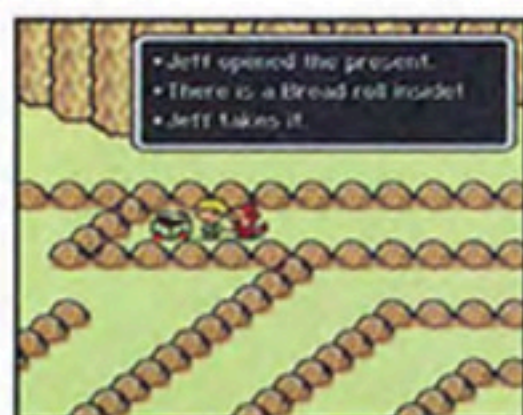
BRICK ROAD MAZE

One of the most famous attractions along the shores of Lake Tess is the Brick Road Maze, constructed with minimal funds by the great dungeon designer, Brickroad. Inside, visitors will find an assortment of lovely gifts. They may also encounter several less-than-lovely creatures who jealously guard those gifts. Do not let them deter you. Seek out all the Gift Boxes.



GIFT BOXES

- 1 BREAD ROLL
- 2 BROKEN IRON
- 3 CROISSANT
- 4 INSECTICIDE SPRAY
- 5 STUN GUN



The Gift Boxes inside the Brick Road Maze have been left for those hearty explorers daring enough to hunt them down and unwrap them.

The effort will be well rewarded. The Stun Gun can be of great help in the dangerous areas that lie ahead, and you can never have enough Bread Rolls or Croissants when traveling through hazardous country.

THE HANDYMAN



As a master of mechanical know-how, Jeff can fix up broken tools and weapons once his IQ reaches 10. At that point, Jeff will fix one item each

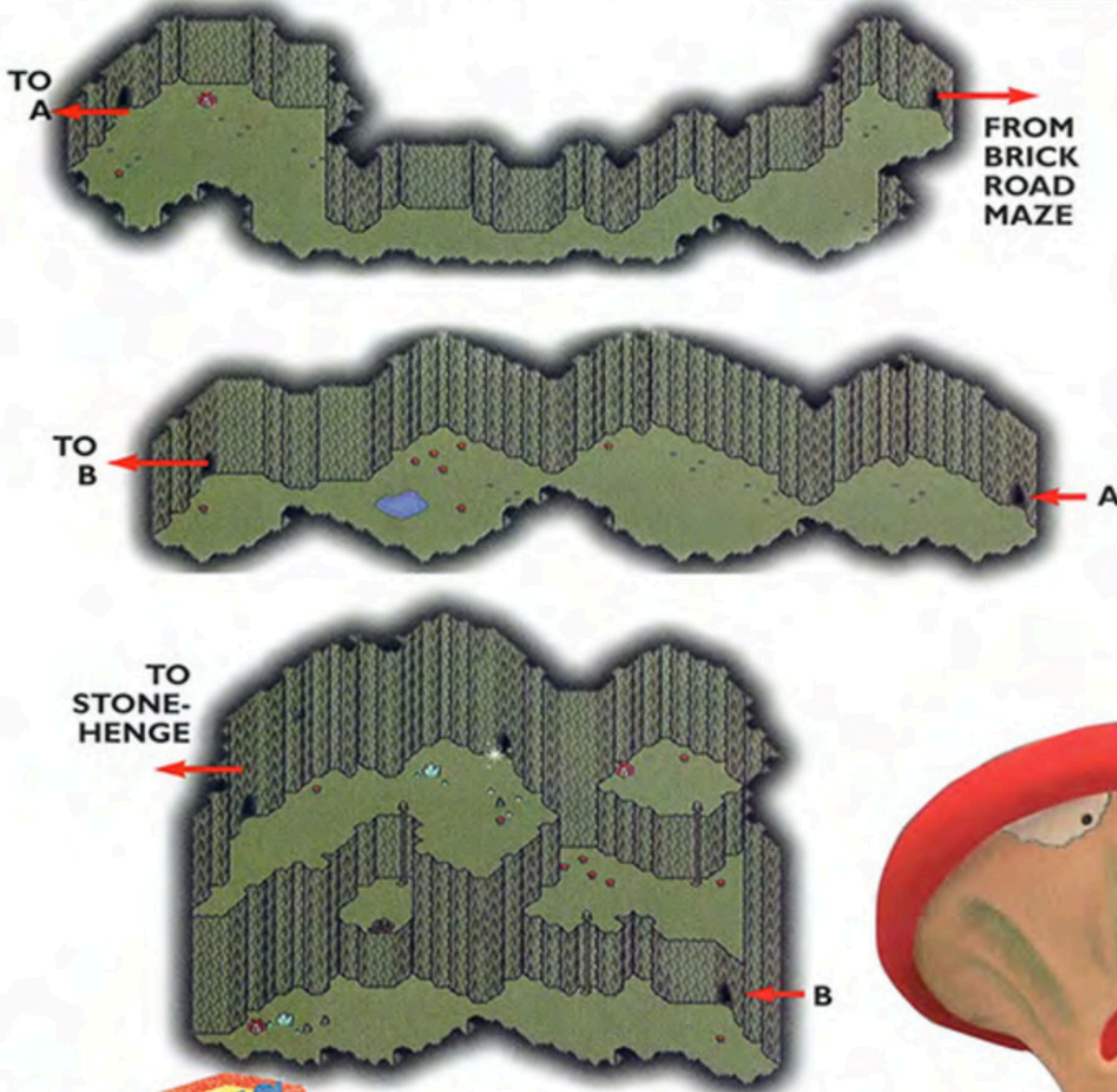
Working through the night, Jeff fixed the Broken spray can.

time you stop for a rest at a hotel or spend the night at some other stop. In the morning, one item will be repaired so that Jeff or one of his friends can use it.


BROKEN MACHINES	AFTER REPAIR	IQ LEVEL
Machine	Counter PSI Unit	1
Spray	Defense Spray	1
Iron	Slime Generator	10
Air Gun	Magnum Air Gun	12
Laser	Laser Beam	24
Water Pipe	Shield Killer	30
Cannon	Spectrum Beam	32
Gadget	Double Beam	34
Tube	Hungry HP Sucker	36
Trumpet	Defense Shower	40
Bazooka	Heavy Bazooka	45
Harmonica	Baddest Beam	55
Parabolic	Baddest Gaia Beam	65

Pond Cave

The Pond Cave offers travelers a chance to duck inside to escape the howling northern winds. Inside, they will find numerous specimens of the local wildlife such as Struttin Evil Mushroom, Rowdy Mouse and the charming Deadly Mouse. The lovely crystal at the far end has no hidden purpose. The biggest difficulty for most spelunkers comes just before the exit to the cave where the rope on the ledge is out of reach. If you have a monkey with you, feed it some Bubble Gum and let it float up to the rope.




ENEMIES



ARACHNID!

Spiders may give you the creeps, but any weapon attack should squash them quickly.

HP...216 / PP...0 / SPEED...23
OFFENSE...61 / DEFENSE...30



ELDER BATTY

This bat has a weakness to PSI Flash like its weaker cousin, Mr.Batty.

HP...294 / PP...0 / SPEED...33
OFFENSE...66 / DEFENSE...72

STRONG CROCODILE

Like the Armored Frog, this reptilian villain has thick skin. Use Bottle Rockets and PSI attacks to punch through its defenses.



HP...417 / PP...0 / SPEED...17
OFFENSE...85 / DEFENSE...131

SHROOOM!

This mutant mushroom is the muscle of this area. It is joined in battle by the regular Walking Mushrooms that you have already come to fear. The first two mushrooms often get help from their sporelings.



HP...1,700 / PP...112 / SPEED...18
OFFENSE...95 / DEFENSE...154

FOCUS


SOUND STONE

The shining doorway won't open until Ness comes to challenge the boss within. When Jeff passes through the cave, he can do nothing because he doesn't have a stone with which to record the melody.




MONKEY TAKES A SHINE

For those of you who bring a monkey along through the caverns, be forewarned that an attractive monkey mate waits just outside. Unless you have a leash for your simian friend, which is highly doubtful, he will scamper off with his new girlfriend and leave you to find Dr. Andonuts laboratory on your own.



THE MYSTERY OF STONEHENGE



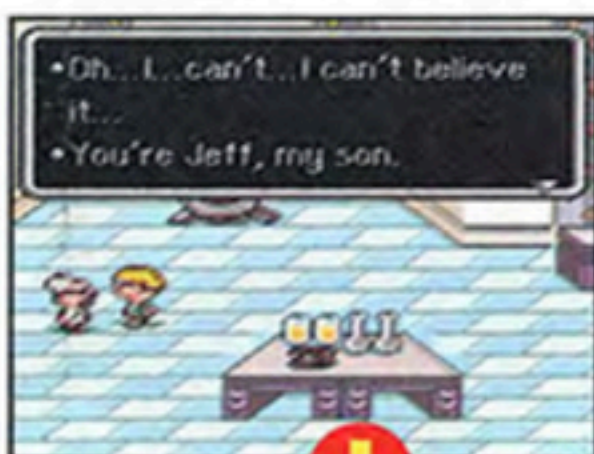
At the very center of Stonehenge, visitors will notice a small round hole, just large enough for them to climb into. As a general travel tip, it is usually a bad idea to climb into mysterious holes of this sort. In this case, even if you do climb down the hole, you won't go far. Return later, with the Pencil Eraser in hand.



VISIT THE LAB

Dr. Andonuts' laboratory lies just to the south of Stonehenge. Inside, the brilliant scientist works on his amazing inventions like the Instant Revitalizing Machine, which refreshes people in a few seconds. The doctor is also developing a spherical flying machine that looks like a flying saucer.

The current model takes passengers directly to Threed.



Threed

Dr. Andonuts' amazing flying saucer—the Sky Runner—has the unfortunate side-effect of crash landing. On the positive side, it tends to crash straight into the prison where victims of local thugs are often held prisoner.

UFO CRASH!

The Sky Runner, although not technically a UFO, certainly looks like one. Citizens of Threed scatter in panic when it arrives and begins circling the city. When Jeff Andonuts crashes into the prison where Paula and Ness are being held, he dusts himself off and introduces himself. Then he uses the Bad Key Machine to open the prison door.



FLY HONEY

In the fields south of town where the old circus wagons are kept, a tent may appear mysteriously. If you approach the tent, be prepared for a rude awakening, because this tent is alive. True adventurers will take the risk, because they can win a jar of Fly Honey by defeating the canvas creep. The Fly Honey will come in handy when fighting Master Belch.



ZOMBIE PAPER

If you manage to bring down the tent, the Apple Kid will give you a ring and tell you about his new invention—Zombie Paper. The paper acts like fly paper, but on a much more powerful scale. Zombies are attracted to the paper, then they stick to it. This is just the sort of invention that could save Threed.

USING ZOMBIE PAPER

Once the Mach Pizza Delivery Man hands you the Zombie Paper, take the Apple Kid's advice and go to the circus tent. Use the Zombie Paper there, then go to the hotel for the night. During the night, you'll see the zombies gathering at the tent. In the morning, the zombies will be gone and the sun will be shining.



Once Zombie Paper has been laid down on the floor of the circus tent it takes several hours for the effects to work. Returning in the morning, you should find all of the local zombies stuck to the floor. Now, you can proceed on your journey to the underground road north of the graveyard.

ENEMIES

HANDSOME TOM

Handsome is as handsome does, but Handsome Tom doesn't do anything handsome at all. This animated puppet will try to string you up, but he doesn't have the power.

HP...133 / PP...16 / SPEED...11
OFFENSE...27 / DEFENSE...25



TRICK OR TRICK KID

Don't let the smile fool you, Pumpkin Boy is nobody's friend. He attacks with pumpkin seeds.

HP...142 / PP...0 / SPEED...7
OFFENSE...30 / DEFENSE...37



SMELLY GHOST

Protected by a garbage can, Smelly Ghost takes a lot of damage. He can also put up a fight.

HP...194 / PP...50 / SPEED...10
OFFENSE...35 / DEFENSE...89



PUTRID MOLDY MAN

The stench of this enemy can bring tears to your eyes, which may make it difficult for you to fight back.

HP...203 / PP...0 / SPEED...9
OFFENSE...36 / DEFENSE...41



URBAN ZOMBIE

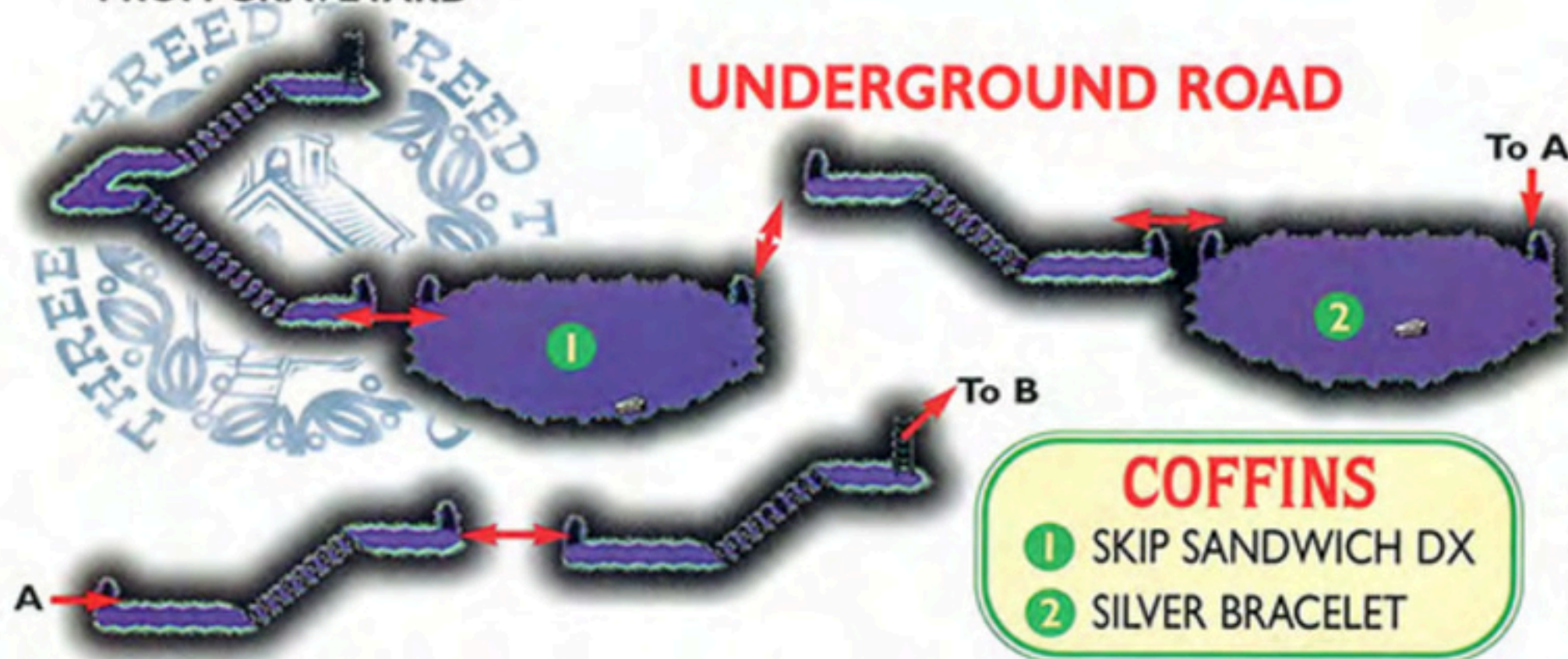
Although more sophisticated than your average suburban zombie, this breed is still not much of a threat in Threed.

HP...171 / PP...0 / SPEED...10
OFFENSE...31 / DEFENSE...24



EARTHBOUND

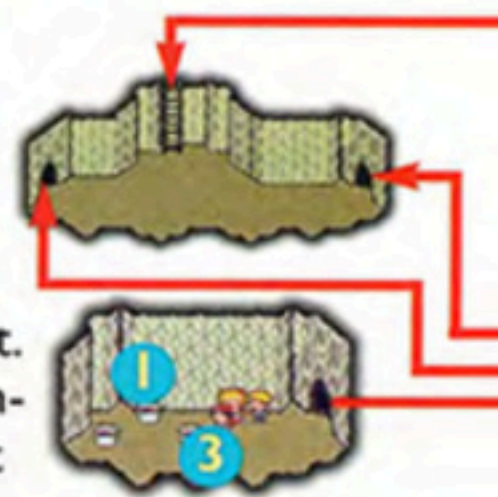
UNDERGROUND ROAD



Saturn Valley Village

- COFFINS**
- 1 SKIP SANDWICH DX
 - 2 SILVER BRACELET

Three quarters of the way up the shore you'll discover a tunnel entrance to the right. Pass through the tunnel, defeating violent roaches until you emerge into a spiraling valley that leads to Saturn Valley Village. In town, visit all the citizens and learn their stories. Stay overnight, purchase powerful weapons like the Bionic Slingshot and prepare for your meeting with Belch.




UNDERGROUND ROAD

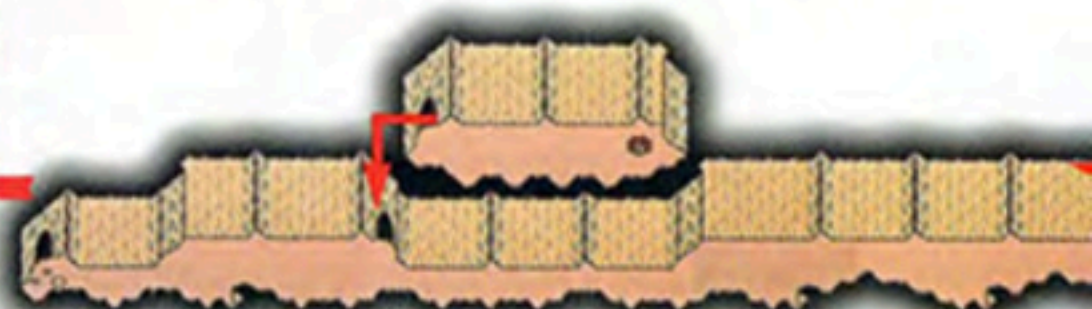
The Underground Road leads through the depths of the graveyard. Zombies, ghosts and other foes attack all parties of tourists no matter how cheerful they seem. Open up the two coffins and claim the valuable goods inside: a Skip Sandwich DX and the Silver Bracelet. Barf Jr. guards the exit with his horrible smells.

Grapefruit Falls

After a pleasant stopover in Saturn Valley, set your sights on the spectacular Grapefruit Falls at the north end of the long lake. Visitors can actually walk beneath the cascade. There they may find the hidden base of Master Belch. Wait for a full three minutes after saying the password.




- GIFT BOXES**
- 3 BOMB
 - 4 PROTEIN DRINK



HOSPITAL-ITY

Some of the finest health care in the world can be had in the Saturn Valley...and best of all, it won't cost you a dime. The hospitality of these strange folk is unsurpassed. If you picked up a Possession Ghost during the trip through the Underground Road, now's your chance to get rid of it.

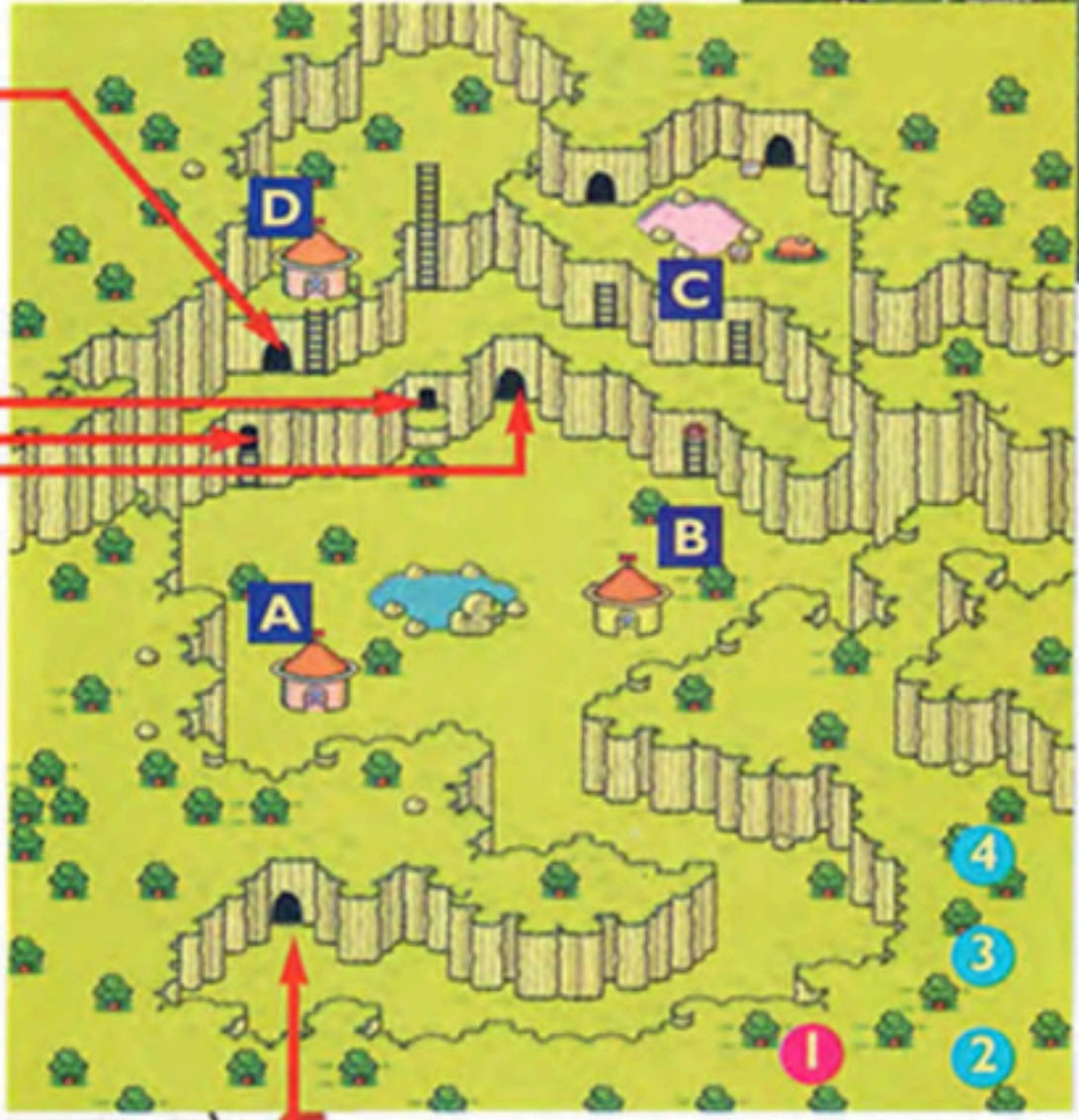


Free medical services to all is what you can expect in the friendly Saturn Valley, but you will need money for other things.



A shrewd businessman has set up shop just beyond the exit from the Underground Road. Chances are you'll need some refreshments.

GIFT BOX
1 RUST PROMOTER



Map Key

- A** Hotel
- B** Hospital
- C** Hot Spring
- D** Drugstore

GARBAGE

- 2** PROTRACTOR
- 3** BROKEN SPRAY
- 4** SUDDEN GUTS

TRAVEL STEPS

Follow these steps to pass through this difficult region. If you prefer to tough it out on your own, ignore this section...and good luck!

Talk to all Mr. Saturns



Wait three Minutes behind falls



Defeat Belch



Hot Springs clean up



Go to Milky Well



Beat Shroom!



Get Third Song



Go to the Desert



Cross Desert



Note Monkey Cave



Give Food to Miner



Go back to the Bus Stop



MR. SATURN'S WISDOM

Visit everyone to learn about your next destination, the secret base of Master Belch. One Mr. Saturn knows the secret. Go into the waterfall as far as you can, then push Up. A message reads, "Say the Password." Now, wait for three minutes. Another message indicates when you can proceed into the base.

Saturn Valley DRUGSTORE

Insecticide Spray ..\$19	Post Card\$2
Beetle\$8	Bionic Slingshot ..\$449
Refreshing Herb ..\$180	Travel Charm\$60
Peanut Cheese Bar ..\$22	Great Charm.....\$400
Horn of Life\$1,780	Silver Bracelet\$599
Secret Herb\$380	Red Ribbon\$179

FREE ROOMS AT THE SATURN VALLEY INN

Get a good night's sleep and a fresh start at the cheapest hotel in the world. There's no charge for staying at the Saturn Valley Inn no matter how many nights you stay.



The Belch Base

Master Belch has heard all about travelers who storm into places where they're not wanted, and he's set up a few obstacles for you. Most of the enemies look like blobs or splats of slime, but don't let that fool you. They can be

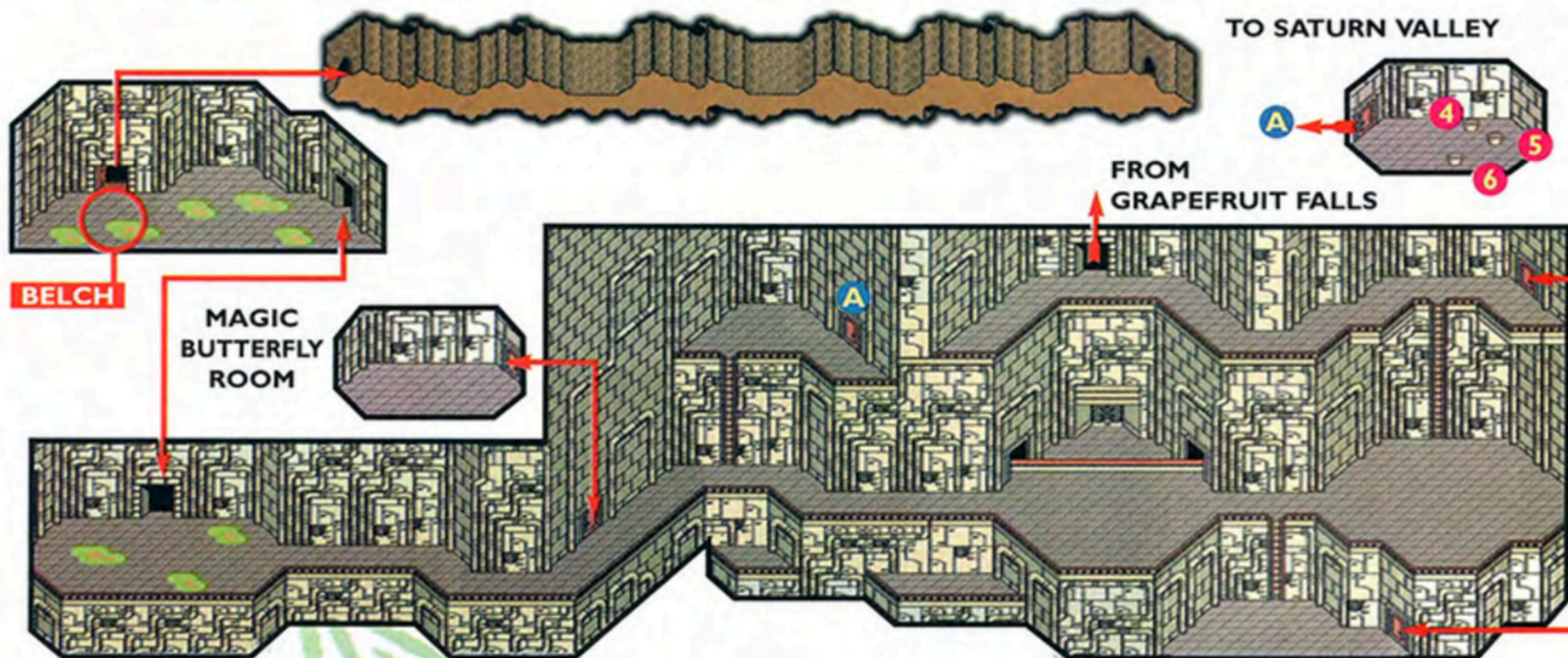
very tough. The sticky slime blinds you with foul odors, making your attacks useless. When this happens, try using your PSI Powers. If you don't know which PSI Power to use, put Jeff on the job. His Spy option will fill you in.



**WAIT
BENEATH
THE
WATERFALL
FOR
THREE
MINUTES**

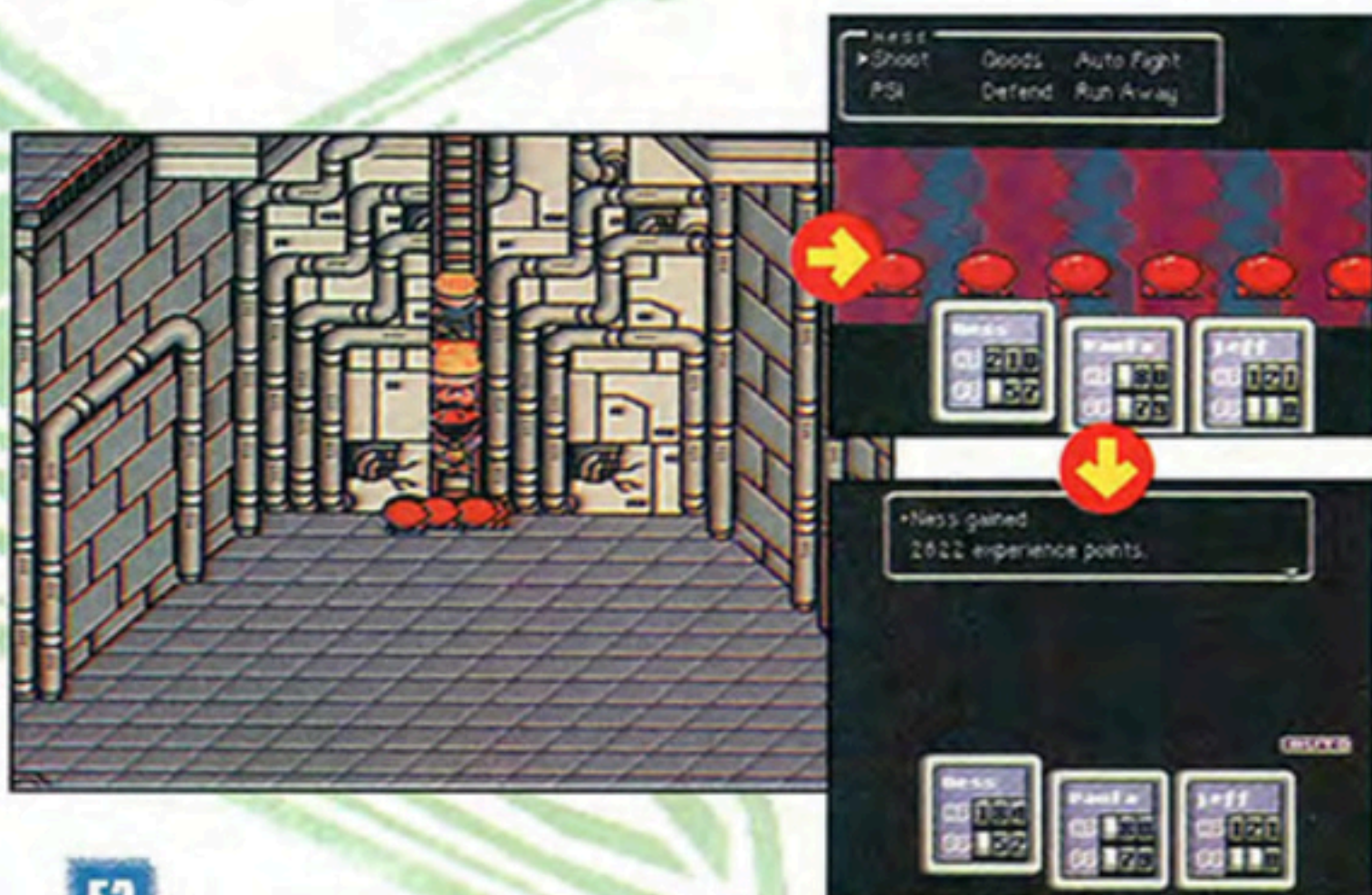


- GIFT BOXES**
- 1 BOMB
 - 2 IQ CAPSULE
 - 3 BROKEN LASER
 - 4 VITAL CAPSULE
 - 5 HP-SUCKER
 - 6 CALORIE STICK



FOPPY

You'll face many of these well-rounded enemies in Belch's base, but you shouldn't have too much trouble with them. They have about as much sense as a tomato, which isn't much, and although they may gang up on you, don't panic. One shot of a PSI Power like PSI Fire or Rockin will wipe them up. There's a benefit to all of this, as well. You can earn valuable Experience Points by defeating large groups of them.



FOCUS

MAGIC BUTTERFLIES


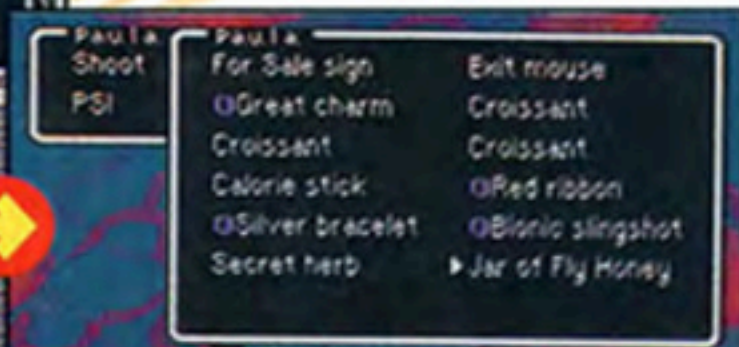
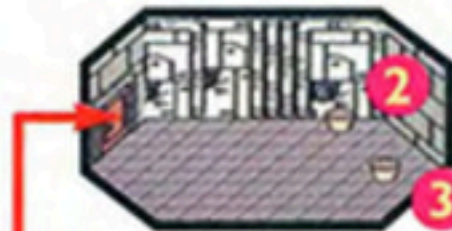
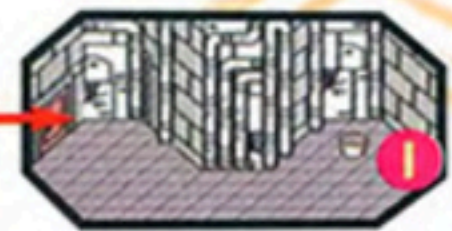
One room in Master Belch's base has been occupied by a persistent butterfly who refuses to leave. The butterfly will give Ness and Paula a boost in PSI power every time they enter the room and capture the fluttering insect. Since this room is close to the final chamber where you battle Belch, be sure to make full use of it. Ness should fully restore both himself and Paula using his Life Up PSI power. Once the two teens have filled up on life, restock Ness's PSI Points with the butterfly. You can also use this room as a base from which to explore the dungeon. Whenever Ness and Paula get low on power, return to the butterfly room and restore them to peak condition.



MASTER BELCH

Master Belch may seem like a hideous old pile of bile, but if you know how to handle him, he's just a pile of glop. You may have noticed the production line in the lower area of the base. The yellow jars passing along the conveyor belt are in fact Master Belch's favorite food—Fly Honey. Fly Honey is so appealing to your horrible host that he loses his mind in rapture when tasting the delectable treat. This fact may suggest a course of action to wiley adventurers. If they can manage to get some Fly Honey, they can use it to distract Belch in battle. Fortunately, if you defeated the Tent in Threed, you found some Fly Honey in the garbage can after the battle. Use that

at the beginning of the fight with Belch and you'll breeze through the battle without a scratch. Just use regular attacks and PSI Powers to weaken the stinker until he collapses. It won't take long.



ENEMIES

NO GOOD FLY

A few swats will quiet this buzzing annoyance.

HP...100 / PP...0 / SPEED...10
OFFENSE...23 / DEFENSE...13



ZOMBIE PROCESSOR

The Possession Ghost may stay with you even though you defeated it. In later battles, the Possession Ghost will renew his attack.

HP...176 / PP...0 / SPEED...30
OFFENSE...28 / DEFENSE...19



SLIMY LITTLE PIG

These mounds of muck emit a toxic stink that can blind even the most rugged hero. Use PSI Fire.

HP...616 / PP...0 / SPEED...10
OFFENSE...45 / DEFENSE...71



ARMORED FROG

How dangerous can a frog be? The Armored Frog has amazing defenses. Use a strong PSI Power or Bottle Rockets to blow him away.

HP...202 / PP...0 / SPEED...37
OFFENSE...108 / DEFENSE...7



PLAIN CROCODILE


Like the tough-skinned frog above, the Plain Crocodile won't go down without a fight. Hit this guy hard right from the start.

HP...234 / PP...0 / SPEED...10
OFFENSE...40 / DEFENSE...55



ESCAPE FROM BELCH'S BASE

Once Belch melts into a puddle of stinking ooze, you and your party of intrepid explorers will want to depart. Proceed straight ahead through the door that appears behind Belch.



Beyond the tunnel, you'll find a hillside full of Mr. Saturns.



CLEAN UP YOUR ACT

The battle with Belch leaves most adventurers smelling like a sewage plant. The friendly Mr. Saturns must find you terribly offensive. Give them a break. Jump into the hot springs and wash the stink away.



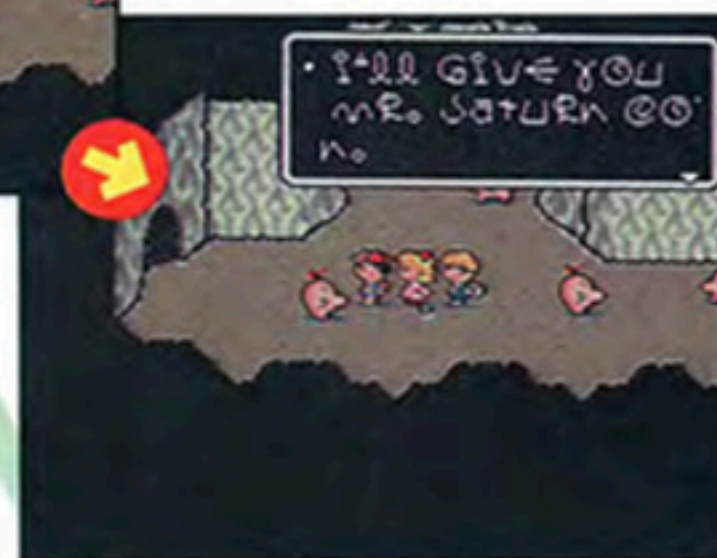
COFFEE BREAK

Travelers who risk life and limb at every turn should relax now and then and reflect on their adventures. If a Mr. Saturn offers you a hot brew, accept it and lean back. A summary of your travels will scroll by on the screen. At the end of the message, you will be warned of the difficulties that lie ahead.

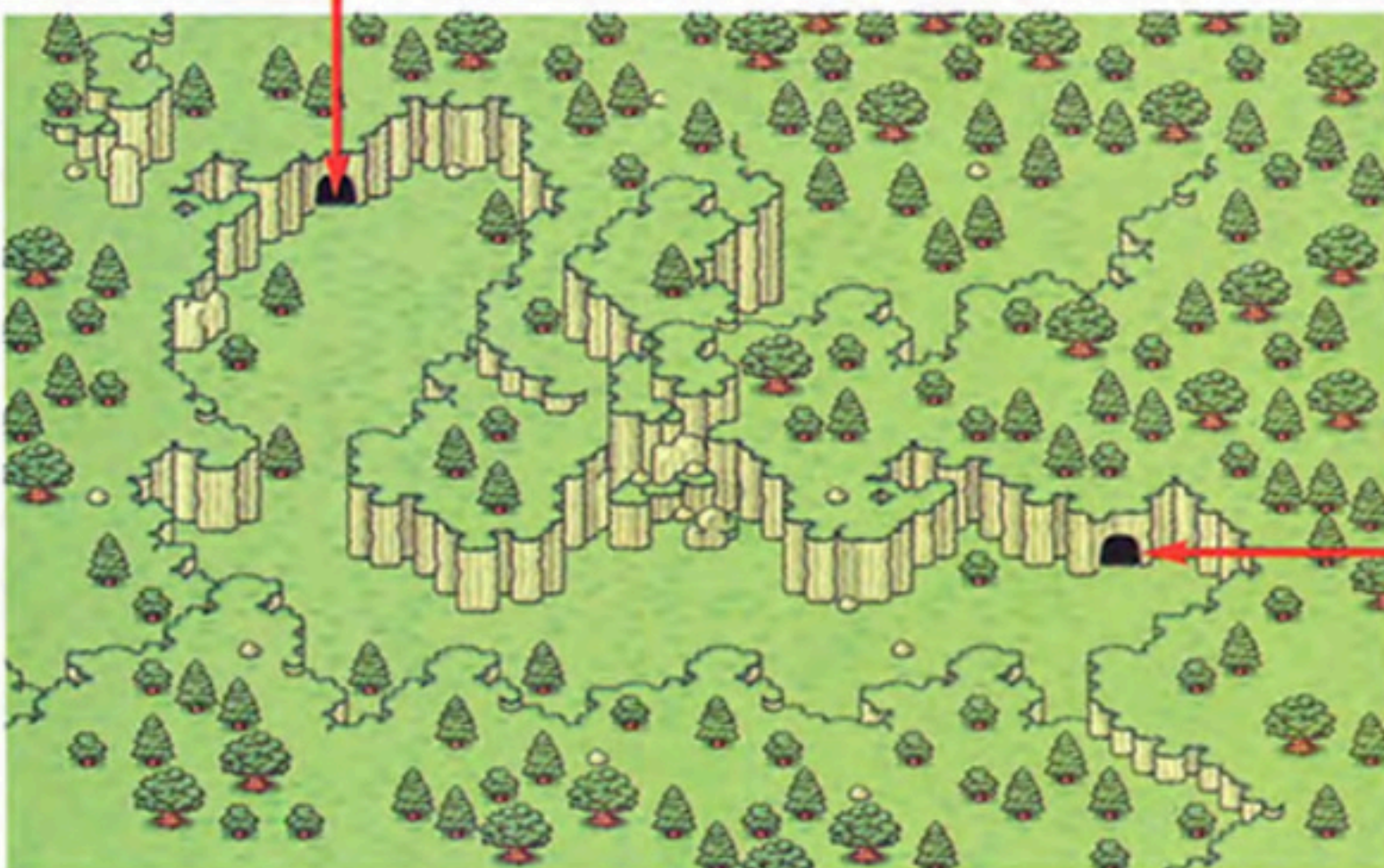


JUST REWARDS

It's time to revisit the cave full of Mr. Saturns below the shop in Saturn Valley. The Mr. Saturn who promised to give you a gift after defeating Belch will now pay up. The Mr. Saturn Coin won't be used like the cash you get out of the ATM. This is special money with a special purpose. You'll also receive the Cup of Lifenoodles and the Stag Beetle—both very useful items.

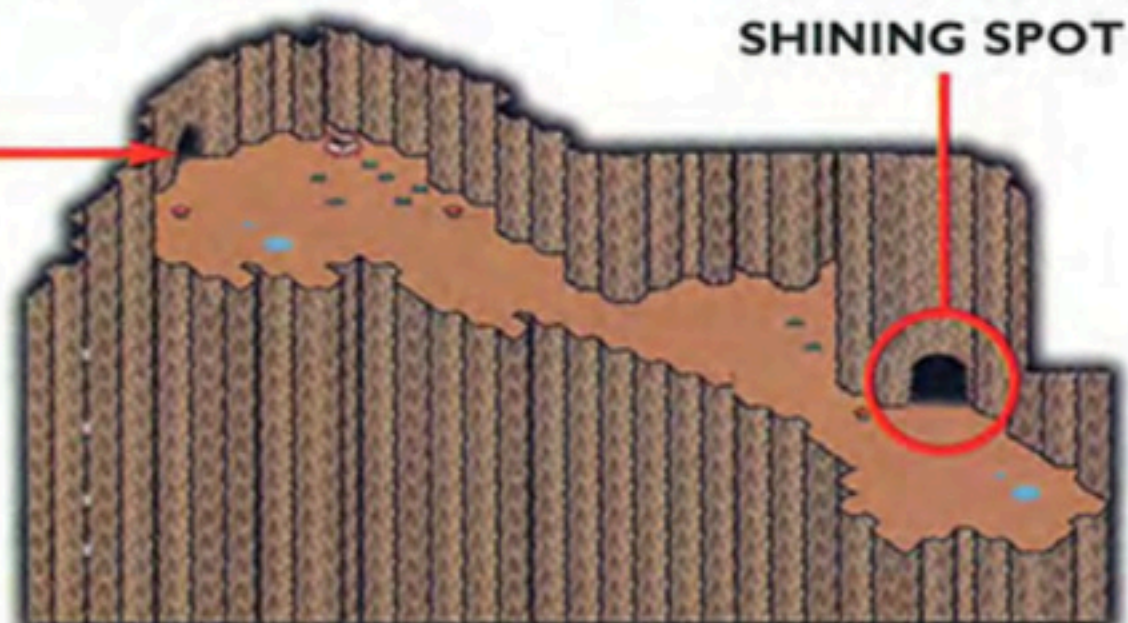


FROM SATURN VALLEY



Milky Well Hole


Meet the challenge of a horde of vegetable baddies when you enter the Milky Well. Use PSI Fire and Rockin to dice them. Passing out of the tunnel, you'll pop into a valley. Walk through the valley to another cave. Inside, you'll find a Gift Box with the Coin of Slumber. You'll also find Trillionage Sprout. This ancient weed will choke on PSI Fire attacks. Beyond the Sprout is the next melody for you to collect.





SHINING SPOT

The Trillionage Sprout has been around long enough to learn a thing or two about survival. It is flanked by two Tough Mobile Sprouts. These Sprouts will sow seeds and multiply if you give them a chance. Your first attacks should be strong enough to destroy the two smaller Sprouts so you can concentrate all of your attention on the prime pod. PSI Fire and Rockin both work well. If you have Bombs, use them, too. A victory over this vegetable villain allows you access to the Milky Well and its magical melody.



SOUND OF THE WELL

Beyond the cave of Trillionage Sprout, the successful traveler will come upon a footprint with a spring spouting out of it. The power of this place is such that you may even hear the voice of your Mom from far away. If you have a Sound Stone, you will record the melody of the Milky Well.



HERE COMES THE SUN


When you return to Threed after destroying Master Belch and the Trillionage Sprout, the world will be a better place. The sun will shine brightly and birds will sing. You will be beloved by all, but it's time to move on to the desert.



ON THE BUSES

Now that Master Belch and the Zombies are no longer a hazard to driving on the roads, bus service resumes in Threed. That means that you can take the bus from Threed back to Twoson or on to the big city of Fourside beyond the Dusty Dunes Desert. After bedding down for a night and calling home, you'll want to get an early start for the long ride. Many travelers report that the bus dumps them off in the desert due to heavy traffic problems, so you might have to spend some time out in the dunes.

CIRCUS TENT BUS STOP



ENEMIES



ZOMBIE DOG

This mongrel chomps onto anything that moves, and sometimes its bite contains poison.

HP...210 / PP...0 / SPEED...30
OFFENSE...39 / DEFENSE...51

VIOLENT ROACH

A feisty cockroach waits in the tunnel to Saturn Valley. PSI Fire and Freeze will send him back to the cockroach hotel.

HP...209 / PP...0 / SPEED...35
OFFENSE...30 / DEFENSE...26



FOPPY

Be prepared to meet a mess of these enemies in Master Belch's base. They aren't much of a threat. In fact, most of them won't ever attack you.

HP...120 / PP...10 / SPEED...1
OFFENSE...29 / DEFENSE...9



MASTER BELCH

Belch's weakness for Fly Honey is legendary. After beating the Tent in Threed, you can find a jar of this stuff. Feed it to Belch right at the start of the fight. After a round or two, Belch will go nuts for the Honey and forget about attacking you. Keep battling him with your strongest attacks.

HP...650 / PP...0 / SPEED...16
OFFENSE...50 / DEFENSE...88



DUSTY DUNES DESERT NEWS

THREED NEWS / VOL. VII NO. 2 MONDAY, JUNE 16 50¢

DESERT TRAFFIC SNARLED ALL DAY



Traffic came to a standstill yesterday as commuters jammed the desert highway between Threed and Fourside, and several passengers were overcome by the desert heat as the cars they were riding in inched along. A number of cars also overheated, adding to the backup that lasted well into the evening. Residents of the neighboring towns renewed their calls for additional lanes on the highway.

GIFT BOXES FOUND ABANDONED IN DESERT



Ness and his companions stumbled upon several Gift Boxes that had apparently been abandoned

in the desert. Some of the boxes contained food items, which came in handy, and others held useful items that they stowed in their backpacks. The kids also found a pair of contact lenses, and they vowed to search out their owner.

RECLUSIVE SCHOLAR FOUND LIVING IN CAVE

The traveling kids came upon an unusual man living in a desert cave, and when they chatted with him, he gave them a Yogurt Dispenser. Although the kids didn't have an immediate use for the machine, they gratefully accepted it, anyway.



MAN WITH A VISION DIGS FOR GOLD

Skeptics abound, but they don't keep one man from going for the gold—literally. He has set up a digging operation on the east edge of the desert, and he's sure that he'll find gold. So far, he has found only a single diamond, which he gave to Ness.



Winter Wood
High School
The Petri Dish

SCIENCE CLUB NEWS

SCIENCE DISCOVERS HEALTHY FOOD COMBINATIONS

TRY IT FOR A WEEK—
YOU'LL SEE, SAY SCIENTISTS

- PARSLEY + RICE GRUEL
- PARSLEY + PEANUT CHEESE BAR
- PARSLEY + PIGGY JELLY
- KETCHUP + FRIES
- KETCHUP + HAMBURGER
- KETCHUP + FRESH EGG
- KETCHUP + MAGIC TRUFFLE
- KETCHUP + CROISSANT
- KETCHUP + DOUBLE BURGER
- KETCHUP + BEAN CROQUETTE
- KETCHUP + KABOB
- KETCHUP + BEEF JERKY
- KETCHUP + MAMMOTH BURGER
- KETCHUP + SPICY JERKY

- KETCHUP + LUXURY JERKY
- SUGAR + PSI CARAMEL
- SUGAR + ROCK CANDY
- SUGAR + MAGIC PUDDING
- SUGAR + MAGIC TART
- SUGAR + BREAD ROLL
- SUGAR + CALORIE STICK
- SUGAR + PLAIN YOGURT
- CREAM + TROUT YOGURT
- CREAM + BANANA
- CREAM + LUCKY SANDWICH
- CREAM + POPSICLE
- SALT + BOILED EGG
- SALT + PICNIC LUNCH

- SALT + CHEF'S SPECIAL
 - SALT + BRAIN FOOD LUNCH
 - HOT SAUCE + PASTA DI SUMMERS
 - HOT SAUCE + PIZZA
 - HOT SAUCE + CUP OF NOODLES
 - COCOA + COOKIE
 - COCOA + GELATO DE RESORT
 - COCOA + SKIP SANDWICH
 - COCOA + SKIP SANDWICH DX
 - COCOA + PLAIN ROLL
 - DELISAUCE +
- ALL FOOD ITEMS LISTED ABOVE

TRAVEL & SHOPPING GUIDE

DUSTY DUNES DESERT

Fun and sun combine for the ultimate get-away vacation when you head out to the Dusty Dunes Desert. Sun worshippers lounge beside tall palms in the tropical heat while prospectors scratch out a living from the weathered rock. Travelers should protect themselves from the intense sunlight by carrying wet towels.

lounge beside tall palms in the tropical heat while prospectors scratch out a living from the weathered rock. Travelers should protect themselves from the intense sunlight by carrying wet towels.

FAST FACTS

- Population.....5
- Temperature.....99 F
- Rainfall.....0"
- Sun Block.....50 SPF
- Graveyards.....2
- Cacti.....2,000,001

Diamonds in the Sun

At the far eastern edge of the desert tourists may stumble across a mine and its starving owner. You should always carry extra food when you travel because you might have to feed a starving miner like this one. Feed him and he will be grateful. He'll be especially grateful if you bag five big moles for him. Moles, of course,

are the sworn enemies of all miners. Once you have defeated the moles, return to the miner and he will give you a diamond. All this will happen after your first trip to Fourside.



SUNTAN TOUR

Sunbathers flock from around the world to bask in

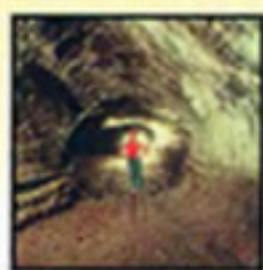
the rays of the Dusty Dunes Desert. The burn factor here can turn a polar bear into a hairy bag of charcoal in five minutes. Wet Towels and Secret Herbs can help protect you from sunstroke. Also keep one eye open for four-legged hazards.



THE DUNES

Three brothers have decided to open a casino in the dunes, but they have only one slot machine...and it's broken. Tourists should be careful about gambling away their dollars on this machine, although they do stand a chance of winning.

GOLD MINE TOUR



\$49

Explore a real gold mine in the Dusty Dunes Desert!

Step back in time and down the ladder. The Gold Mine may not have much treasure left, but you'll treasure the moments of your visit.

SUNTAN TOUR \$180

•Price includes lotion, towel, cool drink and Zonker's Guide to Tanning.

•CALL FOR RESERVATIONS 555-SUNN





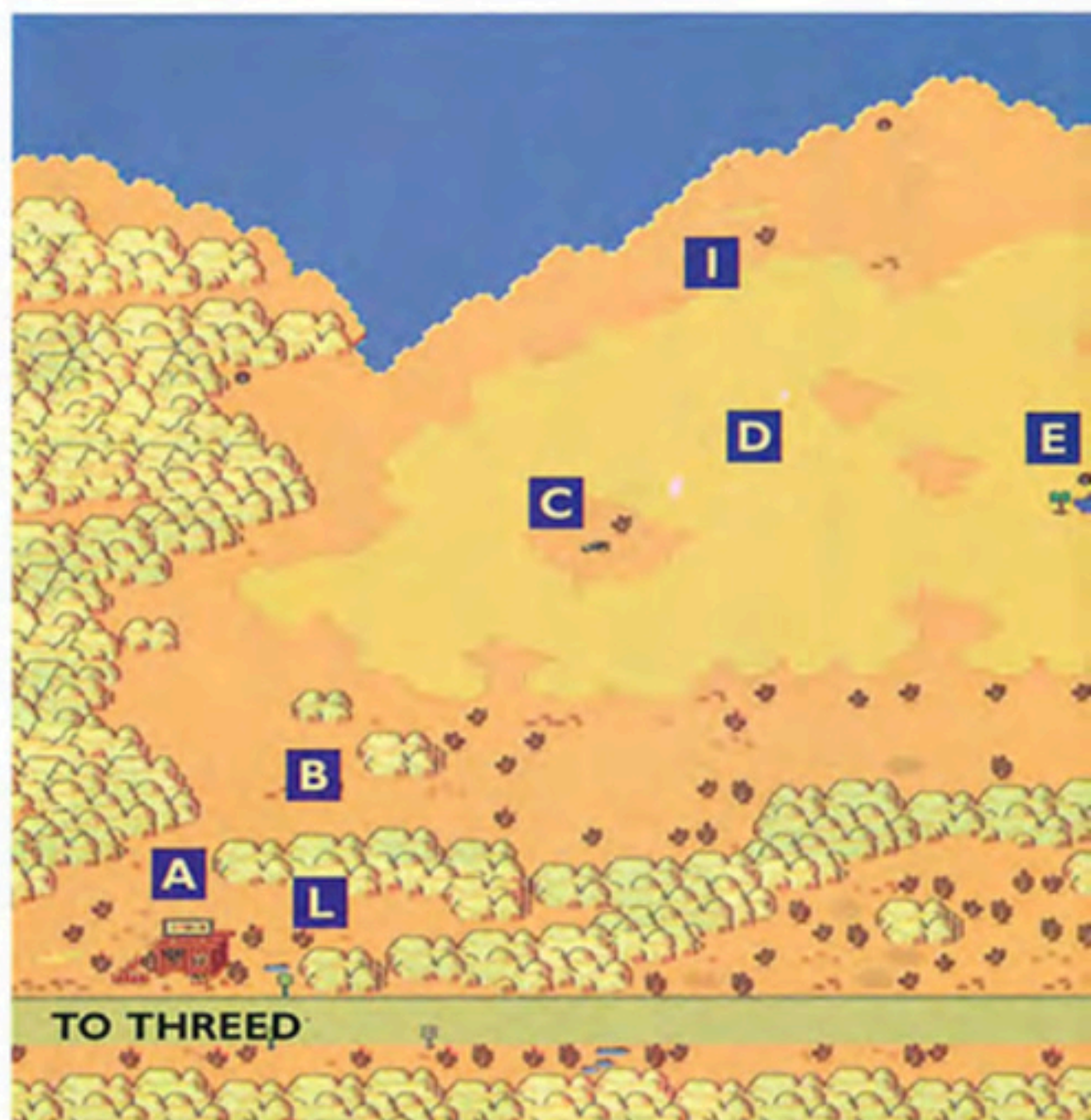
Map Key

- A** DRUGSTORE
- B** MONKEY CAVE
- C** BONE
- D** SUNBATHERS
- E** DESERT MONKEY
- F** SIGN
- G** BONE
- H** GOLD MINE
- I** BLACK SESAME SEED
- J** WHITE SESAME SEED
- K** CONTACT LENS
- L** ARMS DEALER

LAST CHANCE DRUGSTORE



Wet Towel	\$24
Refreshing Herb	\$80
Calorie Stick.....	\$18
Skip Sandwich.....	\$38
Lucky Sandwich	\$128
Fruit Juice.....	\$4
Picnic Lunch.....	\$24
Mr. Baseball Bat	\$498
Thick Fry Pan	\$198
Silver Bracelet	\$599
Coin of Slumber	\$1,500




Dusty Dunes Desert

For a sun-splashed vacation, head for the Dusty Dunes Desert between Threed and Fourside. Sunbathers flock here from around the world. In spite of the horrendous traffic problems on the highway, the region seems virtually empty. You can stretch out and bask almost anywhere.

DESERT DANGERS

The intensity of the sun in the desert can effect travelers who aren't used to it. Bring along some Wet Towels to keep your party safe from sunstroke. The soaked towels can be purchased at the drug store near the highway. Secret Herbs also help sunstroke victims recover, but you'll have to stock up on that medicine back in Saturn Valley.



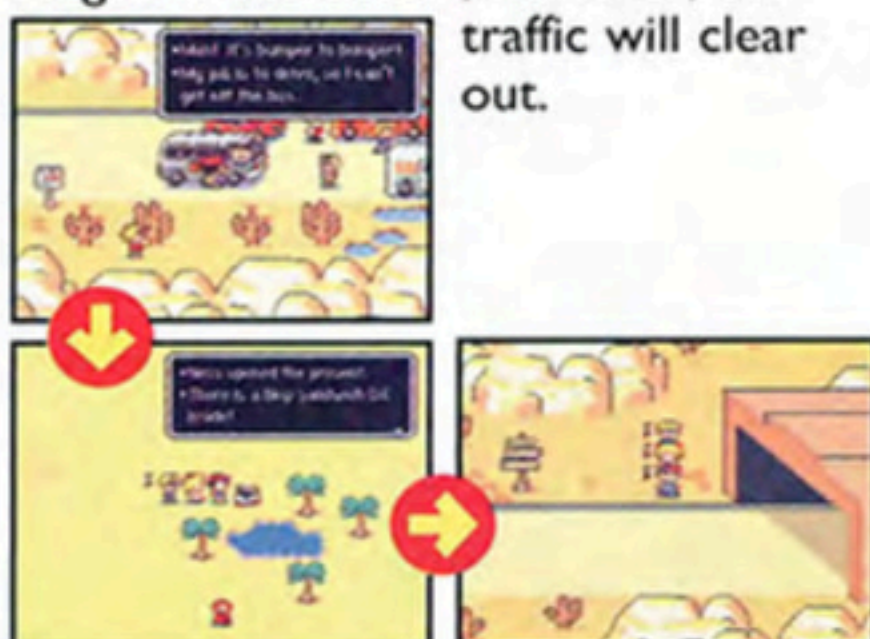
THE GRIZZLED MINER

Get a taste of true desert life when you visit the Gold Mine in the eastern part of the Dusty Dunes. The old miner who works the mine doesn't make much of a living. If you bring along some extra food and give it to the miner, you'll make a friend for life.



TRAFFIC PROBLEMS

When you first arrive in the desert, expect traffic delays to make the highway impassable. After you travel the length of the desert, however, the traffic will clear out.



WATCH OUT!

If you fight these round baddies when they're in the company of other enemies, they'll explode.



ARMS DEALER DESERT STORM

Bomb\$149
 Bottle Rocket\$29
 Rust Promoter.....\$89
 Zip Gun\$425



ENEMIES

RANBOOB



This veggie villain protects its stem with PSI Shield. Use weapon attacks if you notice that the PSI Shield is being used.

HP...232 / PP...42 / SPEED...20
 OFFENSE...41 / DEFENSE...63

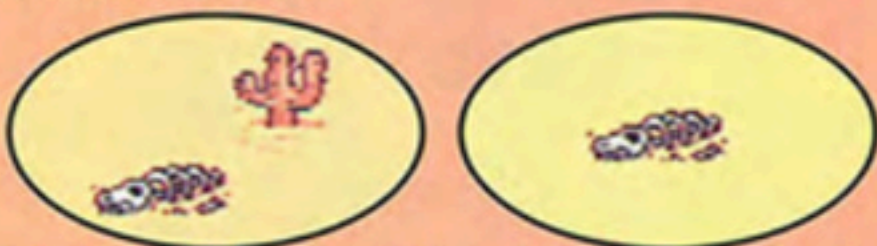
THE GAMBLER

The three brothers hope to turn their patch of sand into a casino, but they'll have to spruce up their act. Their one-armed bandit isn't worth a plugged nickel.



DUSTY ROAD TO DEATH

One of the historical sights you may encounter on your trek through the sands is the remains of unfortunate livestock who failed to bring wet towels with them.



MORE SUN SIGHTS

Keep your eyes peeled for peeling people, like the sunbathers in the middle of the desert. Other strange sights include the Desert Monkeys who have found paradise in the dunes.



SESAME SEEDS

You'll have to have sharp eyes to pick out the lone sesame seeds from the grains of sand. Two seeds—one black and one white—have fallen in the desert. They aren't used for anything.



A CONTACT LENS

Someone has lost a contact lens out in the Dusty Dunes and they want you to find it. In Fourside, you can trade the lens for some dangerous socks.




Go to the second floor of the bakery in Fourside to deliver the contact lens. The foul sock can be used as a weapon.

TRILLIONAGE SPROUT



Rout the Sprout using a concentrated attack of PSI Fire and other strong PSI attacks.

HP...1048 / PP...240 / SPEED...16
 OFFENSE...54 / DEFENSE...88



THE GRAND GRANDE OPENS TO FEVERED SHOPPERS!

Fourside's premier shopping emporium reopens its doors today amid speculation that the interior lighting is susceptible to black outs. Department managers throughout the four-storey monument to consumerism in downtown Fourside commented that they expect record-setting crowds.



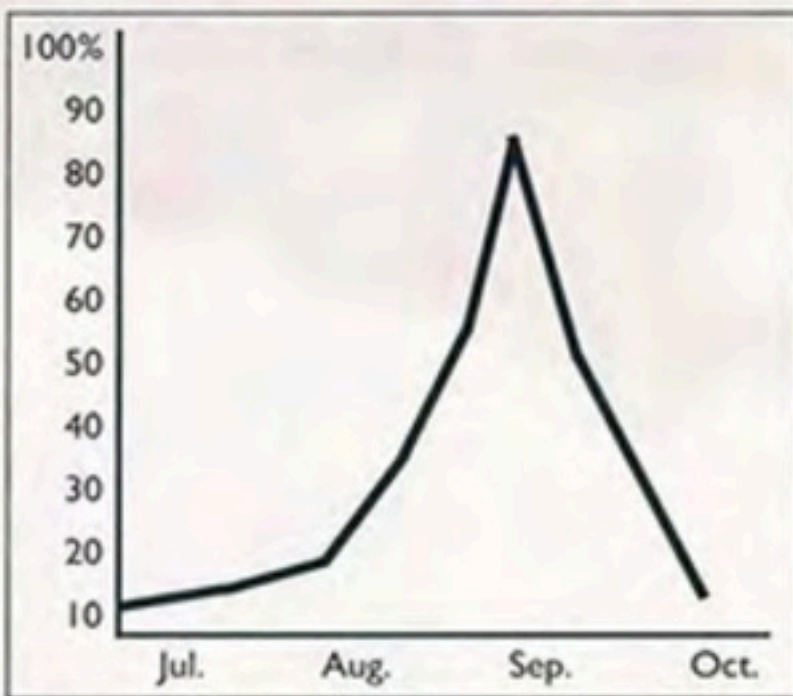
TWOSON THIEF FINDS DEAD END ALLEY

Convicted thief, Al Everdred from Twoson, was discovered battered in the alley beside Jackie's Cafe. One witness reported that the man was woozy yet rude. "He called Mayor Monotoli a thief," reported Ms. T. Owsen. "Can you imagine?"



MONOTOLI SUPPORT FADES AS CRIME SPREE SPREADS

Fourside Mayor, Geldegarde Monotoli, rejected criticisms that his administration has aided and abetted the criminal elements in the city. "It's simply preposterous," blustered the mayor.



"Under my leadership, there has been an increase in public awareness of crimes, that's all. We've brought crime out of the back alleys and into the daylight where it belongs." Critics maintain that Monotoli operates numerous illegitimate businesses from his office tower.



RARE STATUE OF PURE EVIL REPORTED MISSING

A rare golden statue said to be the embodiment of concentrated evil was reportedly lost in Fourside. Experts believe that the statue may cause unusual phenomenon. "We may experience a reversal of normal events," explains Dr. Hildebrand Pell. "Pigs may fly. It should be quite exciting." The ancient statue of Mani Mani was last seen in the possession of Mayor Monotoli.

COMPLAINTS MOUNT OVER BUTTERFINGERED COURIERS

Continuing complaints aimed at Escargo Express Inc. may lead to a general boycott of the specialized delivery firm. Courier, Don Yawn, was indifferent to the accusations of his gratuitous carelessness. "So I dropped a priceless package down a gopher hole. Hey, they should've insured it."



DINOSAURS REPORTED IN MYSTERIOUS EAST

The local Dinosaur Museum has reportedly received "fresh" dinosaur bones delivered from the Scaraba area. Proof of this was obtained when the curator opened a new restaurant that served ribs measuring 12 feet in length.



U.F.O. SPOTTED OVER FOURSIDE

Dozens of citizens reported seeing an unidentified flying object in the skies above Fourside. According to some witnesses, the round, flying saucer-shaped vehicle wobbled across the sky as if it was



attached to a wire. "It looked like one of them movie spaceships," said eyewitness, T. Munson. Others reported seeing a weather balloon, swamp gas or a duck.

TRAVEL & SHOPPING GUIDE

FOURSIDE

If you're traveling in Eagleland and would like to spend a night on the town, Fourside is the best place to go. This major urban metropolis boasts skyscrapers, theaters, hotels, department stores, parks and museums like any of the world's great cities.



FAST FACTS

- Population313,003
- Average Rainfall32"
- Average Income\$59,000
- Major IndustriesFinance
- Parks.....10



THE TOPOLLA THEATER

The Topolla Theater in downtown Fourside features many of the top acts now touring the country, including favorites such as the Runaway Five. Nightly shows cost \$30 and special guests are welcomed backstage before the show. Like many of the big attractions in Fourside, the Topollo belongs to Monotoli Enterprises.

FIRST CLASS SHOPPING IN FOURSIDE

Fourside offers the casual or serious shopper a wealth of possibilities, from the food arcades near the lake to the towering Grand Department Store. The Grand, although temporarily closed from time to time, has a wide selection of goods.




New York in Eagleland

Fourside has often been compared to the Big Apple, New York City. The similarities are striking, from the towering skyscrapers to the constant bustle of the streets. Some visitors quickly note some less favorable comparisons, like the presence of shady businessmen and politicians in Fourside, but this seamy side of the city won't stand in the way of most tourists having a wonderful stay in the Big Banana, as it is fondly known to its inhabitants.

DINOSAUR MUSEUM

You'll always find an academic researcher inside willing to answer your questions when you visit the Dinosaur Museum. Bones that seem surprisingly fresh have recently turned up near Scaraba and have been brought to the museum to be put on display.





Fourside City

A city the size of Fourside can't be thoroughly explored in a single visit. On your first visit, it is recommended that you talk to the local people and visit the smaller businesses like the bakery. Be sure to take in the show at the Topolla.


Map Key

- A** Monotoli Bldg.
- B** Hospital
- C** Dinosaur Museum
- D** Topolla Theater
- E** Monotoli Grand Hotel
- F** Cafe
- G** Hints
- H** Bakery
- I** Secret Salesman
- J** Grand Department Store



THE FACE OF DANGER

Many visitors to big cities like Fourside hear about all the crime and they become alarmed, suspecting the worst from everyone on the street. Don't fall into this trap. Dangerous people can be recognized by their strange faces, which often look pale green.



BAKERY

Cookie	\$7
Bread Roll	\$12
Croissant.....	\$18
Skip Sandwich	\$38
Skip Sandwich DX	\$98
Lucky Sandwich	\$128



Street Salesman

Broken Gadget.....	\$109
Broken Iron.....	\$149
Defense Spray	\$500
Rust Promoter.....	\$89



LIVE AT THE TOPOLLA!



THE RUNAWAY FIVE with VENUS

Held over for the third straight week, the Runaway Five can't seem to run away from Fourside. Admission just \$30.

TOPOLLA THEATER

THE RUNAWAY FIVE CAN'T



Quality acts like the Runaway Five often find themselves the victims of unscrupulous managers and theater agents. This popular group first made the headlines in Twoson, where a theater manager was blackmailing the group. Now, in Fourside, the Five find themselves in an even worse predicament. Instead of owing \$10,000, they seem to be in debt for one million bucks. It may not be as easy for a good samaritan to help them out this time.

TRAVEL STEPS

Step-by-step, you can follow these hints to cover this area. For a greater challenge, skip this info and explore on your own.

Meet Pokey

Buy Show Ticket

See Topolla Manager

Visit Runaway Five

Return to desert

Talk to Miner

Defeat five Moles

Get Diamond

Return to Fourside

Pay off Manager

Paula is lost

Get info from Everdred

Meet Warp Man

Friendly Ghost

Beat Mani Mani

Apple Kid calls

Go To Tarah Rama

Get Yogurt Machine

Learn Teleport from Monkey

Give Yogurt Machine to Secretary

Rescue Paula

Go to Threed

Take Sky Runner to Winters

Record Fourth Melody

Take Sky Runner to Summers

•Again, we've been cheated by the theater owner.



something like that...
•Unless you're able to pay a million dollars on their behalf?

THERE'S GOLD IN THEM THAR DUNES

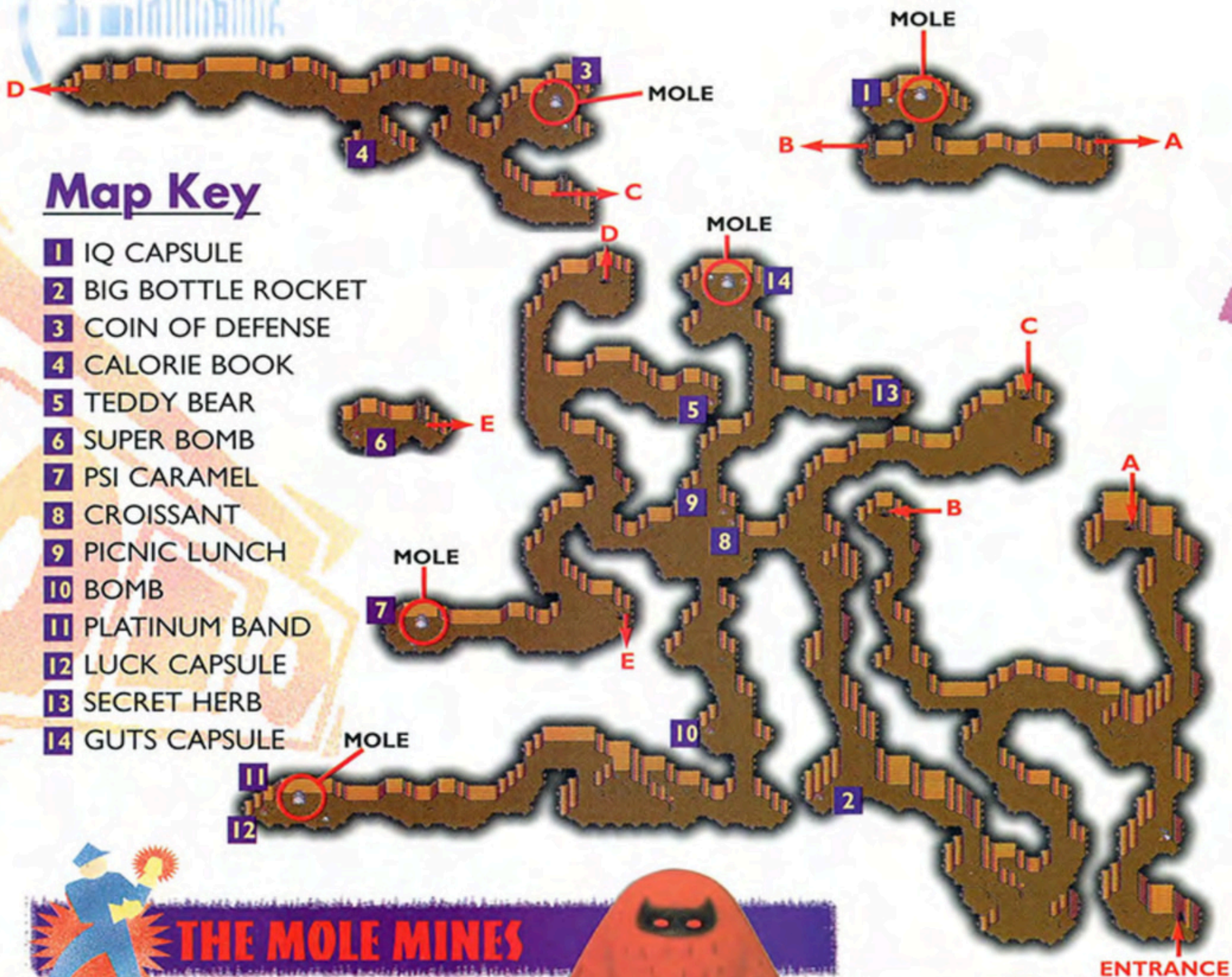
After scoping out the city, you might find that you need to return to the desert, taking with you a pair of dirty socks for good measure. If this seems like a good course of action to you, head to the lower left area of Fourside and wait for the bus to Twoson. The bus will drop you off in the desert if you wish.



•Lots of monsters appeared, so I couldn't proceed.
•There's 5 big moles...!



Desert Gold Mine

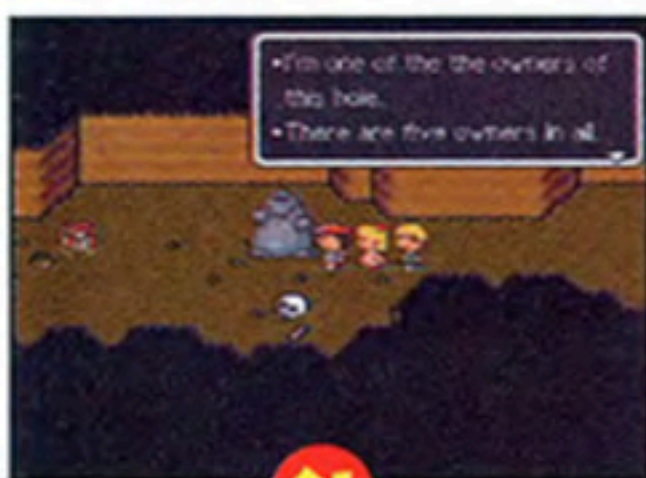


Map Key

- 1 IQ CAPSULE
- 2 BIG BOTTLE ROCKET
- 3 COIN OF DEFENSE
- 4 CALORIE BOOK
- 5 TEDDY BEAR
- 6 SUPER BOMB
- 7 PSI CARAMEL
- 8 CROISSANT
- 9 PICNIC LUNCH
- 10 BOMB
- 11 PLATINUM BAND
- 12 LUCK CAPSULE
- 13 SECRET HERB
- 14 GUTS CAPSULE



THE MOLE MINES



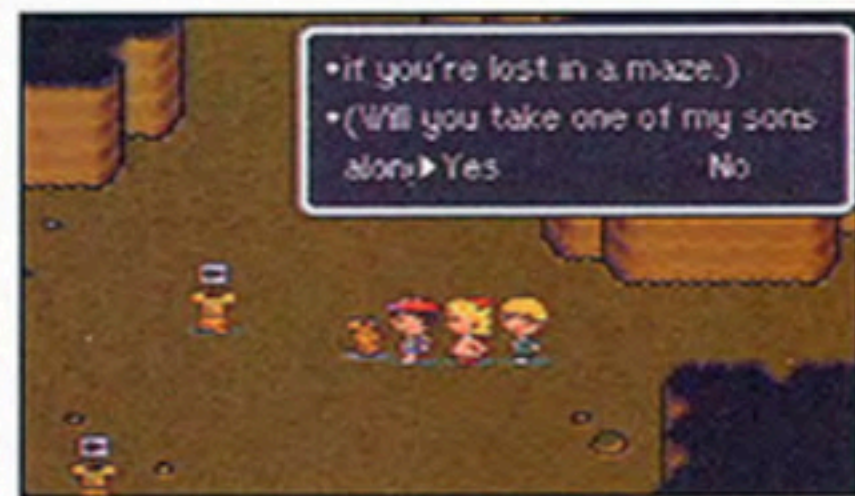
Five giant moles have hampered the miners' excavations in the gold mine for too long. If you think you can help him, walk down into the mine and search out the mighty moles

using the handy map shown above. Fortunately, you won't find many foes apart from the moles. Use PSI Flash against the moles.



EXIT MOUSE

The mines twist and turn as they burrow deep into the desert rock, but you don't have to worry about getting lost in the depths if you bring an Exit Mouse with you. The Exit Mouse will instantly whisk you away to the entrance of the mine.



NO MORE MOLES

Defeat the five moles and return to the miner. In gratitude for the daring feat of mole extermination, the miner will drop a valuable diamond. If he had half a notion of just how valuable the diamond is, he probably wouldn't give up the rock. You can return to Fourside once you have the ice in hand. Where should you go with a valuable gem? The big city, of course—Fourside.



A PLATINUM PERFORMANCE

How much would it cost to buy a world class act like the Runaway Five? A cool million dollars, that's how much. Luckily, you picked up the diamond in the desert, and it just happens to be worth a million bucks. Pay off the manager in the Topolla Theater and the Runaway Five will be eternally grateful.



THE GRAND OPENING

Travelers who return from the desert will often find the fabulous Grand Department Store open and ready for business. This towering edifice on the east side of town features products for every conceivable purpose. Every floor is filled with specialty departments including food, items, condiments, tools, weapons. There's even a sports and toy department where you can load up on Teddy Bears, Baseball Bats and Yo-Yos.



Explore all four floors of the Grand Department Store to find the best buys on some great merchandise. Don't miss the arms merchant in the storeroom.

After seeing everything and talking to everyone, the lights may go out in the store. This means that you've been shopping too long. It also may mean something more menacing.

When the lights go out in the big city, anything can happen. Unwary tourists may find themselves snatched away from their friends and family.

ENEMIES

SKELPION

Like many denizens of the desert, the Skelpion can't abide PSI Thunder and Freeze.



HP...137 / PP...21 / SPEED...37
OFFENSE...41 / DEFENSE...23



CRIMINAL CATERPILLAR

This caterpillar won't bug you. Just bop him.

HP...250 / PP...168 / SPEED...134
OFFENSE...37 / DEFENSE...16

SMILIN' SPHERE

If other enemies are present when you attack this guy, expect him to blow up in your face and cause great pain and suffering.

HP...233 / PP...60 / SPEED...17
OFFENSE...50 / DEFENSE...65



CUTE LI'L UFO

These tiny extraterrestrial visitors buzz annoyingly about firing beams that will give you a nasty cold.

HP...162 / PP...25 / SPEED...58
OFFENSE...49 / DEFENSE...32



CRESTED BOOKA

This odd-looking beast from the Dusty Dunes Desert presents a serious threat. Use Hypnosis to slow it down, then finish it with regular attacks.

HP...265 / PP...0 / SPEED...17
OFFENSE...53 / DEFENSE...73



BAD BUFFALO

The Buffalo charges with lowered horns and can cause a lot of damage. Use PSI Paralysis to stop him in his tracks.

HP...341 / PP...0 / SPEED...11
OFFENSE...164 / DEFENSE...104



STORE DIRECTORY

GRAND OPENING ANNUAL SALE


SECOND FLOOR

A BURGER BAR

- Fruit Juice\$4
- Coffee\$6
- Fries.....\$8
- Hamburger\$14
- Double Burger.....\$24

B GROCERIES

- Boiled Egg\$9
- Bread Roll\$12
- Croissant\$18
- Banana\$5
- Picnic Lunch\$24



C SEASONINGS

- Ketchup Packet\$2
- Sugar Packet.....\$3
- Tin of Cocoa.....\$4
- Carton of Cream\$4
- Sprig of Parsley\$2
- Jar of Hot Sauce ..\$3
- Salt Packet\$2

THIRD FLOOR

D DRUG COUNTER

- Cold Remedy\$22
- Refreshing Herb ..\$80
- Protein Drink.....\$38
- Calorie Stick\$18

E TOOLS

- Deluxe Fry Pan ..\$598
- Chef's Fry Pan..\$1,198

- Silver Bracelet ..\$599
- Gold Bracelet..\$2,799
- Insecticide Spray ...\$19
- Toothbrush\$3
- Protractor\$2

FOURTH FLOOR

F TOYS

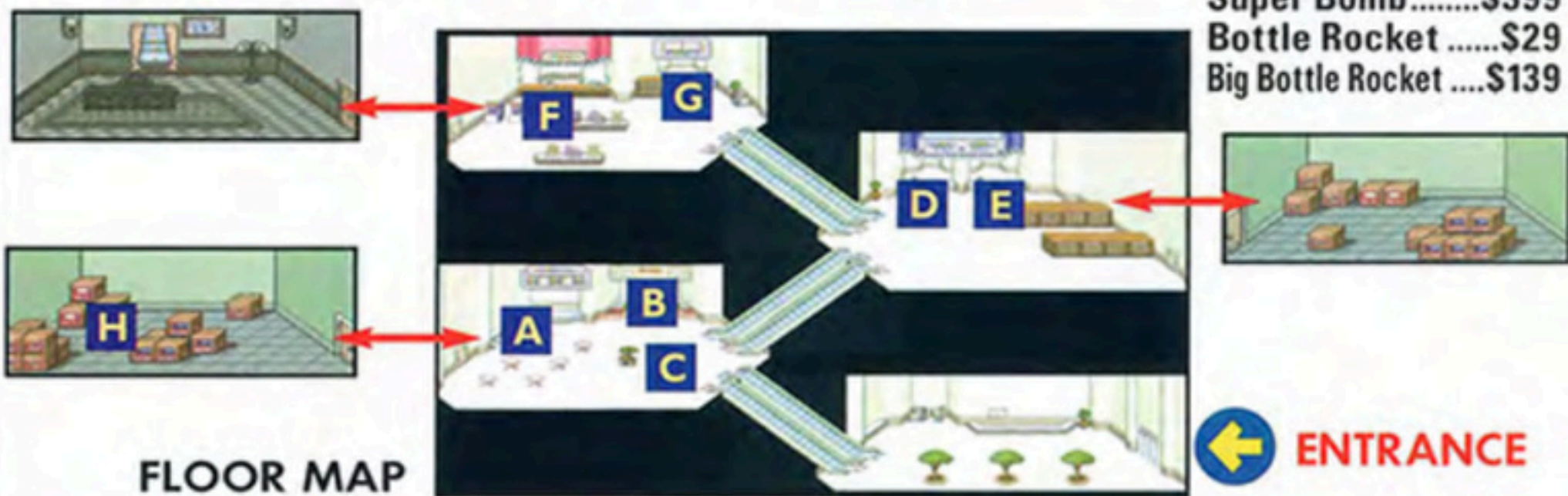
- Trick Yo-Yo\$998
- Coin of Slumber\$1500
- Coin of Defense...\$2,000
- Red Ribbon\$179
- Defense Ribbon....\$389
- Teddy Bear\$178

G SPORTING GOODS

- Sand Lot Bat\$98
- Minor League Bat ..\$399
- Mr. Baseball Bat ..\$498
- Baseball Cap\$19

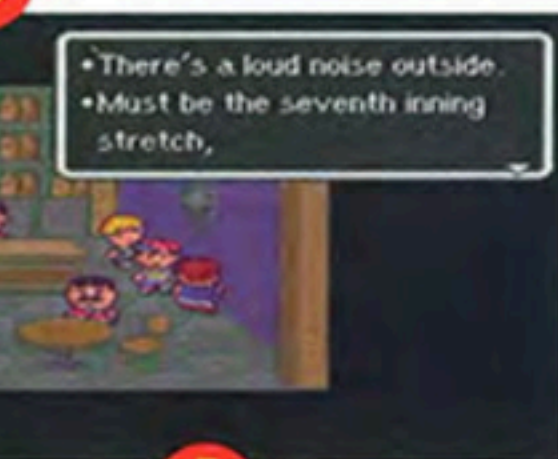

H SECRET ROOM ARMS MERCHANT

- Hyper Beam.....\$850
- Bomb\$149
- Super Bomb.....\$399
- Bottle Rocket\$29
- Big Bottle Rocket\$139



JUST THE FACTS

The best place to start searching for a missing person in Fourside is the cafe in the northwest quarter. That's where the locals hang out, get wired on coffee and gossip. It seems that Monotoli, the mayor and kingpin of Fourside, often hangs out here, too. While talking to the patrons of the cafe, you may hear a disturbance outside. It's probably because someone has been found lying in the alley outside. Give some food to the scuzzy guy on the right and you'll be able to reach the downed man. Talk to him to see what's happened.



Everything you want under one roof

GRAND DEPARTMENT STORE

24 HOURS

LOST AND FOUND

After exploring the entire department store, you'll eventually decide to move on and head for the front door. Suddenly, as you cross the foyer, the lights go out, and before you can say, "Take me to your leader," a green alien with waving tentacles scurries across the floor, grabs Paula, and vanishes with her. What terrible luck. The next thing you know, the intercom gives you directions to visit the office on the fourth floor. Expect to be attacked by some Gift Boxes on the way up. The green alien waits for you in the fourth floor office. After defeating the alien, you'll get a hint about Monotoli.



TALK TO EVERDRED

The last time you met Everdred was in Burglin Park in Twoson. It seems that Everdred stole Carpenter's Mani Mani statue after you whacked Carpenter. He wanted to sell the statue in the city, but Monotoli stole it from him. Go back to the cafe and check for a hidden secret at the wall behind the counter.



ENEMIES



NOOSE MAN

This bad braid, this twine of terror isn't as much of a pain in the neck as it seems. Use PSI Fire to unravel its attack.

HP...231 / PP...0 / SPEED...18
OFFENSE...47 / DEFENSE...52

DESERT WOLF



HP...247 / PP...0 / SPEED...33
OFFENSE...57 / DEFENSE...67

The lone lobo attacks ferociously, but you can stun him with Paralyze.

DESERT COIL SNAKE



These reptiles slither into the picture one at a time. They are nothing to worry about.

HP...270 / PP...0 / SPEED...18
OFFENSE...52 / DEFENSE...80

GUARDIAN DIGGER

The moles in the gold mine use PSI Shield to protect themselves, but you can attack with Freeze and Flash.



HP...386 / PP...110 / SPEED...17
OFFENSE...59 / DEFENSE...129

MAD TAXI



Although you might not run into this careening car in Fourside, it will be trying to run into you. Slow it down using PSI Paralyze.

HP...253 / PP...0 / SPEED...38
OFFENSE...53 / DEFENSE...68



CRAZED SIGN

This sinister signpost won't give you any warning before it attacks. Be prepared with your Paralyze or Sleep PSI powers.

HP...295 / PP...98 / SPEED...17
OFFENSE...64 / DEFENSE...96

FOCUS

THE TRUTH BEHIND MOONSIDE

Moonside may seem like a dark and dangerous place, and it is, but it is also a dimensional representation of Fourside in which everything is backwards. Beware of lurking enemies if you stumble into this netherworld, and beware of questions. Not even language remains unchanged in Moonside. Yes means no and no means yes in the local dialect. Travelers to this X dimension will also find warps that carry them from one area to another. Look for the Warp Men to send you on your way.



Moonside

The darker side of the city appears when you explore the back wall of Jackie's Cafe. Suddenly, you're in another dimension where nothing is what it seems to be. Even the language spoken in Moonside seems strange, and the enemies are twisted nightmares.


Map Key

- A** CAFE
- B** HOTEL DARKMOON
- C** MOONSIDE HOSPITAL
- D** MOONSIDE MUSEUM
- E** MONOTOLI BUILDING
- F** DOORMAN

- 1** GO TO **3**
- 2** GO TO **4**
- 3** GO TO DOORLESS ROOM
- 4** GO TO **F** **5** GO TO **C**

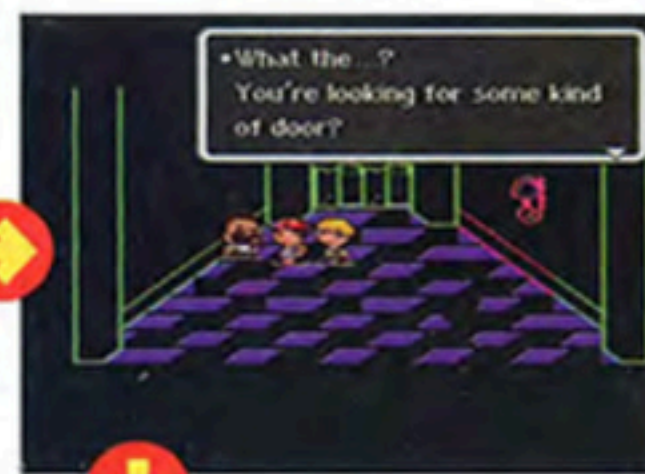
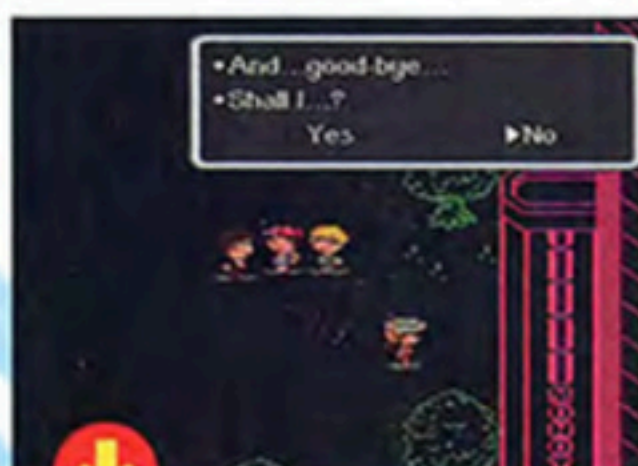

GIFT BOXES

- 1** PROTEIN DRINK
- 2** SECRET HERB
- 3** NIGHT PENDANT
- 4** HANDBAG STRAP
- 5** DOUBLE BURGER



WARP MAN

Look for a mysterious character—the Warp Man—if you want to explore all of Moonside. When you step up to him, expect to be transported to a separate part of the neon-lit city. He takes on different appearances in different places. Each Warp Man sends you to a different location.



THE INVISIBLE MAN

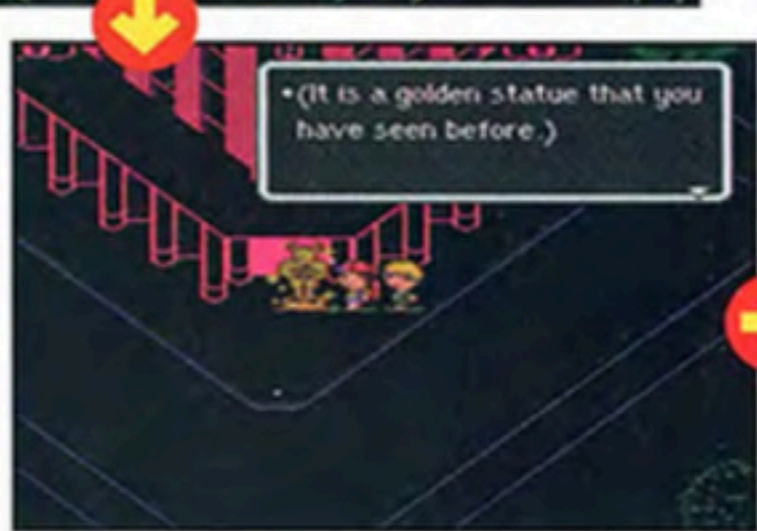
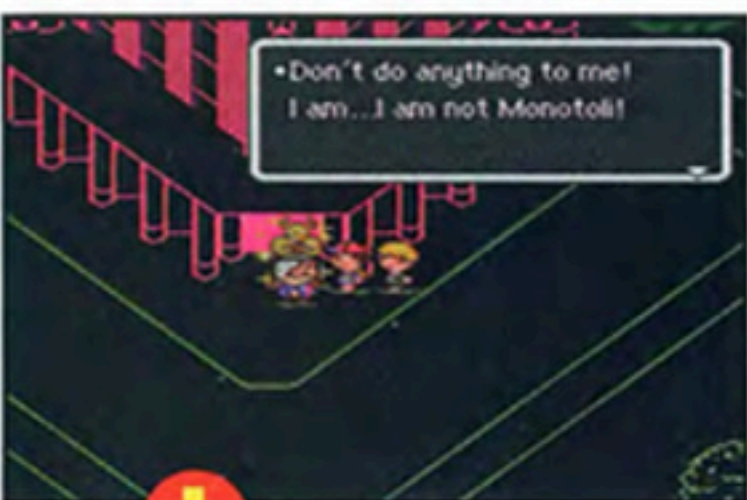
When you make the full circuit of warps in Moonside, your final stop before ending up in the hotel is in a room without doors. There you will find a shadowy, invisible man who will join your party. He is the gold-toothed man who is your ticket

past the man guarding the Mani Mani Statue.



THE STATUE OF MANI MANI

Carpenter's Mani Mani Statue radiates evil power. If you manage to reach the icon, use a regular attack. If you picked up a Super Bomb in the Grand Department Store, use it to end the battle quickly. You'll return to Fourside from the illusory world of Moonside after shattering the statue.



THE NIGHTMARE IS OVER




When you exit the warehouse with the remains of the Mani Mani Statue you'll reappear in Jackie's Cafe in Fourside, back where you started. The Apple Kid will be calling you with the news of a new invention—the Gourmet Yogurt Machine. This device may help you find a missing companion.



ANOTHER DESERT VACATION

After your adventures on the dark side of town in Moonside, you'll probably want to spend some time in the sun. What better place to go than the Dusty Dunes Desert? There you might find it interesting to descend into the spiritual world of Tarah Rama beneath the burning sands. A monkey will suggest that you visit the guru.



ENEMIES

GIGANTIC ANT



This is a descend-ant of Titanic Ant. Watch out for poison attacks. Your PSI Freeze should put a chill on it.

HP...308 / PP...81 / SPEED...17
OFFENSE...54 / DEFENSE...112

ANNOYING REVELER



He may look pretty potted, but this obnoxious drunk sobers up in battle. Use a regular attack.

HP...288 / PP...0 / SPEED...17
OFFENSE...58 / DEFENSE...77

SCALDING COFFEE

A cup of coffee in the Department Store may be a real grind. Don't let it splash you.



HP...190 / PP...0
SPEED...23
OFFENSE...55
DEFENSE...20

MYSTICAL RECORD



Put the spin on this disk with strong attacks and PSI power attacks such as Fire that inflict damage.

HP...263 / PP...35 / SPEED...20
OFFENSE...63 / DEFENSE...78

MUSICA


This bad bass guitar may strike a chord with some, but it wants to settle a score with you. The Franklin Badge reflects Musica's attack notes.

HP...292 / PP...0 / SPEED...21
OFFENSE...69 / DEFENSE...85

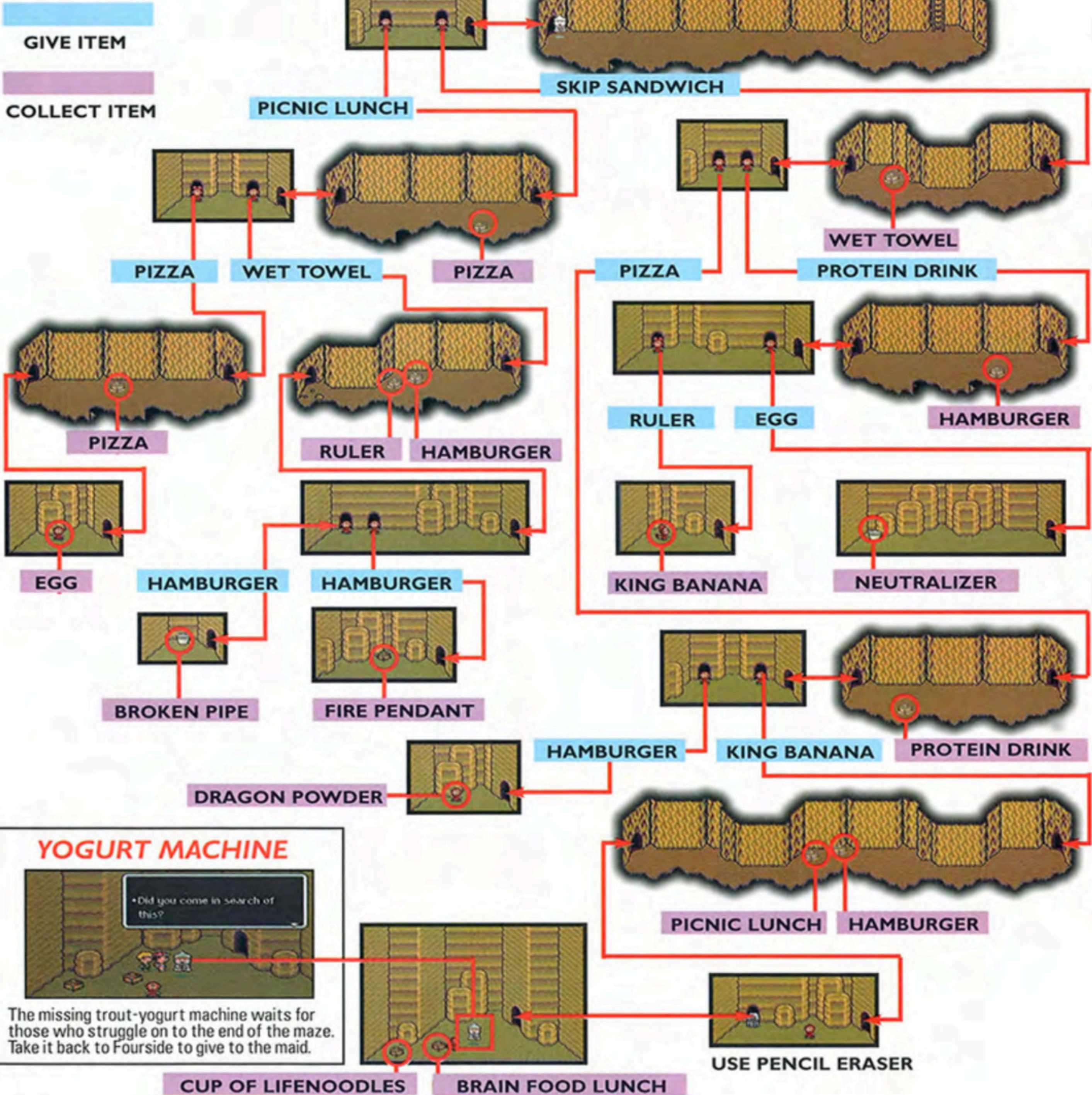


Tarah Rama's Cave

Visitors to the desert cave must work their way through a complex maze where monkeys guard dozens of passages. You'll have to trade items found in the cave to the monkeys in order to pass through the doors. Bring a Picnic Lunch and Skip Sandwich with you.



ENTRANCE



TELEPORTING

The guru and his monkey in the cave will teach you the power of teleporting between two locations in the blink of an eye. To activate PSI Teleport you'll need about a screen and a half in a straight line for you to get a running start.



MONOTOLI'S MAID

Before going to the desert, a maid shows up and lets you know that she needs trout-flavored yogurt. When you return with the Apple Kid's machine, seek her out.



THE MONOTOLI BLDG.

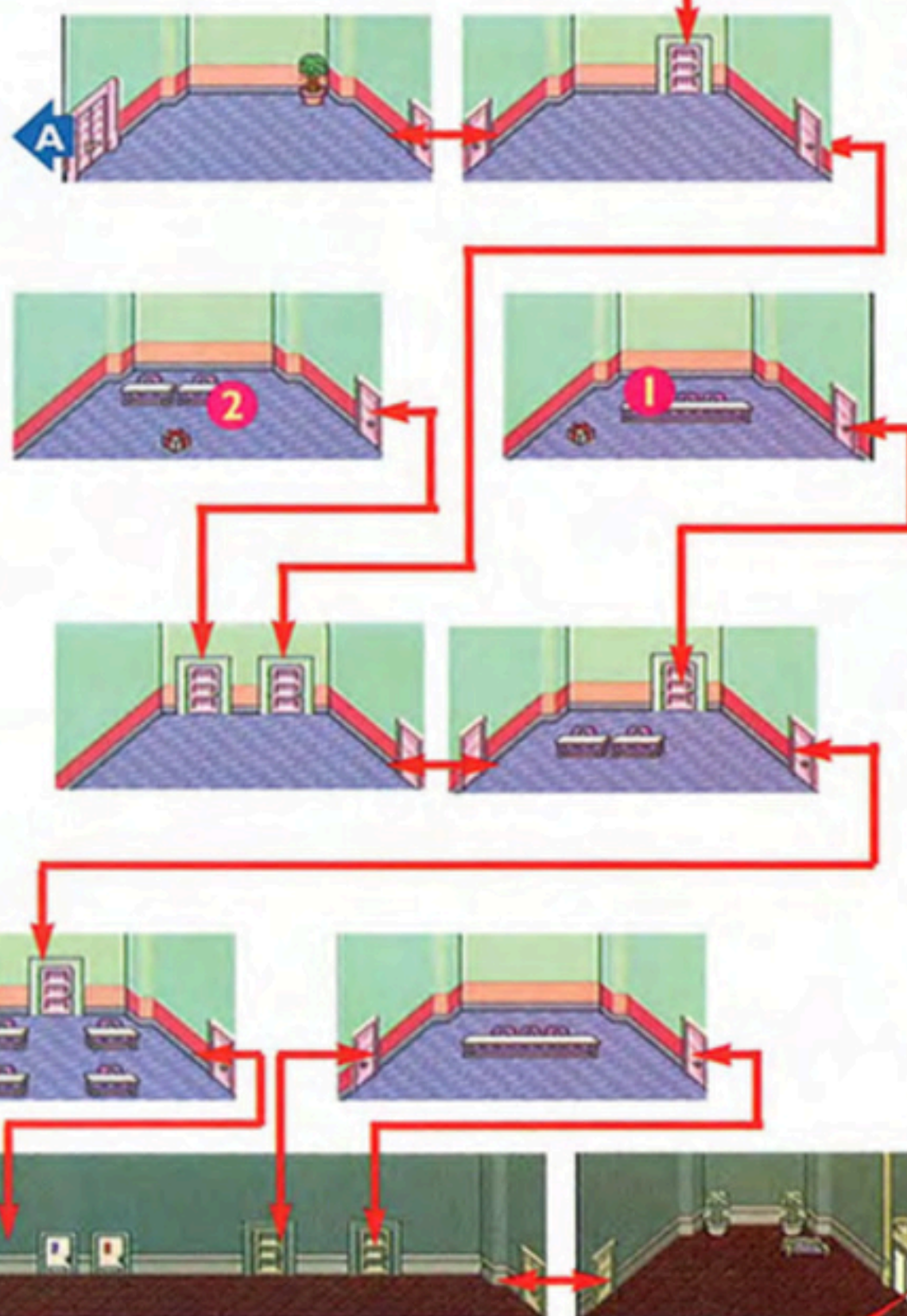
Go to the Monotoli Building in Fourside if you have a missing friend. It will be even better if you have the Yogurt Dispenser since the maid will help you out if you give her the machine. Give the maid the dispenser outside, then go inside and ride the elevator up to the 48th floor.

GIFT BOXES

- 1 SUDDEN GUTS PILL
- 2 VITAL CAPSULE



SERVANT ROOM



ELEVATOR

ENEMIES

ENRAGED FIRE PLUG

Put out the fire in this foe's pump with any attack. As a fighter, the Hydrant is all wet.



HP...309 / PP...0 / SPEED...14

OFFENSE...60 / DEFENSE...81

EVIL MANI MANI

The Statue puts up a better fight than Carpenter did back in Happy Happy Village, but you should be able to beat it without difficulty. Just make sure you go into the battle fully powered up.



HP...860 / PP...88 / SPEED...15

OFFENSE...86 / DEFENSE...145

SENTRY ROBOT

You'll find Sentry Robots on the upper floors of the Monotoli Bldg. They take about 300 HP of damage.



HP...372 / PP...0 / SPEED...17

OFFENSE...77 / DEFENSE...105

CLUMSY ROBOT

It may look funny, but this robot won't give up. Look for some help from the Runaway Five.



HP...962 / PP...0 / SPEED...83

OFFENSE...88 / DEFENSE...137

PLAGUE RAT OF DOOM

The Plague Rat of Doom uses SMASH attacks frequently. Keep yourself healed up and in the fight. Use your top Fire and Flash PSI powers.



HP...1827 / PP...60 / SPEED...19

OFFENSE...71 / DEFENSE...180

THE TOP FLOOR

If you helped out the maid by giving her the Yogurt Machine, you'll be able to reach the top floor of the tower. Work your way through the maze of the 48th floor of the Monotoli Building, exploring every room. Pokey's robots will try to stop you, but they aren't as tough as they might seem. Use your special PSI attack and fighting attacks to cripple the robots.

•Ping! Clankety clankety...
•Rattle, rattle d'vourrrrr!...

•Jeff fired the Big bottle rocket!

some guys rushed into the room!
•It was the Runaway Five!

PAULA'S RESCUE

After fighting the Clumsy Robot, you'll pass through one final door and discover Paula, who has been held captive by Mr. Monotoli. The businessman was trying to make his escape via helicopter in a dramatic exit. Check out Mr. Monotoli's Heli Pad!

•Stop! That's enough! Please stop!
•I give up! I really do!

•...Ness!
•You finally made it here!
•...I'm fine.



RUN AWAY WITH THE RUNAWAY FIVE

The Runaway Five and its bus will be waiting downstairs at the Monotoli Building. Hop on board for a quick trip back to Threed. This time, you won't have to fork over a million bucks for the honor of riding with the band.

•Okay! You can get on the bus now...

•All right! We made it!
•I'm sorry we couldn't do more for you.

SKY RUNNER REPAIRS

Back in the graveyard in Threed, where Jeff left the Sky Runner after it crashed, you'll find a couple of local kids who have painted the flying saucer. Jeff will quickly fix the broken parts, then you can fly off to Dr. Andonuts' lab. From there you can go to Summers.

•Ahl! Here's the problem, and it's not too tough to fix.





SHINING SPOT

Visit with the monkeys at Dr. Andonuts' lab, then return to the cave that you couldn't enter before north of Stonehenge. Now, you'll meet the boss—Shrooom!—and get a chance to collect the song at Rainy Circle. Shrooom! is vulnerable to PSI Fire, but he'll also take a beating from Jeff's Bottle Rockets and Bombs. With Shrooom! out of the way, go on to Rainy Circle and collect the melody.




RAINY CIRCLE

The fourth "Sanctuary" area is beyond Shrooom! in the small valley known as The Rainy Circle. Here a steady shower dimpls the waters of a green, peaceful pond. Once you've collected the melody with your Sound Stone, return to the lab south of Stonehenge.



SUMMERS VACATION

If you get the chance, take the Sky Runner to the sunny, sandy beaches of Summers. You'll enjoy fine dining, a world class hotel, a museum of ancient artifacts, and great surfing. Don't forget to visit the harbor and old town area for information and the best deals in town.



FOCUS

A FRIENDLY CAVEMAN

Dr. Andonuts' caveman friend keeps a shop on his person. Before heading off to visit Shrooom!, say hello to the caveman and stock up on DX Water and Beef Jerky.



ENEMIES

DEPARTMENT STORE SPOOK

After the alien hits the lights and captures Paula, head to the fourth floor to fight the green fiend. It uses Fire, Freeze and Brain Shock. You should use Jeff's Bottle Rockets.



HP...610 / PP...290 / SPEED...19
OFFENSE...82 / DEFENSE...135

DALI'S CLOCK



Dali's Clock may look twisted, but it freezes time and stops your attacks. Use Hypnosis to slow it down.

HP...296 / PP...0 / SPEED...4
OFFENSE...65 / DEFENSE...66

ABSTRACT ART

This art may not make sense to you. It makes Ness sleepy just thinking about it. Use Paralysis to knock some sense into the painting.



HP...301 / PP...60 / SPEED...19
OFFENSE...67 / DEFENSE...79

ROBO-PUMP

The whispering of the Robo-Pump counts down to an explosion. You have three turns to take it out before it throws a bomb. Use your special PSI attack and Freeze, or attack it with your regular fighting option.

HP...431 / PP...0 / SPEED...19
OFFENSE...70 / DEFENSE...113




Daily Summets

Vol. 18 No. 9
Wednesday, May 12, 199X

Fishermen Celebrate Demise of Kraken!

After years of terrorizing both fishermen and travelers in the ocean between Summers and Scaraba, Kraken was destroyed this week by an unlikely hero: a young boy from the far-off village, Onett. No matter where the brave lad hails from, he's being honored by everyone who has feared to sail the seas for the past many years.



Magic Cake selling like, well, hot cakes!

The Captain's wife has long been making Magic Cake, and it's now the hottest selling treat on the beach. A hit with both tourists and locals alike, it is somewhat difficult to come by because of the limited supply available.



World News



Prince of Dalaam visits Summers

After completing the rigorous training required by his royal position, Poo, the Prince of Dalaam, traveled to our fair city to meet with the local hero, Ness. According to a Dalaamese source, Poo plans to travel with Ness and offer advice on some upcoming historical expeditions.

Sister-city citizens missing from homes

In an unexplained development, several citizens from Winters have been reported missing from their homes in recent days, and police investigating the disappearances have no explanation for the mysterious occurrences. Anyone with possible clues is asked to report them immediately to the Summers Police Department.

Cake praised for delicate flavor

Although she's very modest, the Captain's wife says that people rave over the cake's light, velvety texture and delicate flavor. The cake comes only in the original, chocolate flavor, and she has no plans at present to add other flavors.

"It's to dream for!"

Ness, a big fan of the Captain's wife's cake, claimed that he entered a dream-like state as he savored a slice. He actually felt as though he had been transported to Dalaam in a transcendental way.



Restaurant
for elegant dining
Summers
Kraken's Fin Soup \$648

SUMMERS & TOTO Beach & Port




SUMMERS

- Population3,800
- Average Temperature...88 F
- Surfers10
- Convertibles23
- Fish73,802

TOTO

- Population2,103
- Average Temperature...82 F
- Fishermen.....38
- Captains.....1
- Boats.....22

Sun drenched beaches and posh resort accommodations paired with a bustling port make the villages of Summers and Toto great get-away destinations. Summers is elegant but expensive, so take lots of cash and plan ahead for the vacation of a lifetime.



FIVE-STAR LUXURY ON THE BEACH

Expect elegance when you check into Hotel Summers, a beautiful, full-service resort located right on the beach in the downtown area. You'll drift off to sleep rocked by the waves gently lapping the shore and wake to brilliant sun shining on the azure water.

DELUXE TOUR PACKAGE 2 DAYS, 1 NIGHT ONLY \$10,000

Be sure to check with your local travel agent for the best deal and best time of year to travel to Summers. The Summers travel bureau occasionally offers special package deals that let travelers save significantly over the usual rates.

Uncrowded Beaches but a Lively Atmosphere

Prepare for fun when you plan a vacation in Summers. You'll want to hit the pristine beaches early, not because they're overly crowded but because you won't want to miss a minute on the beautiful shore. Vendors sell treats, such as gelato, to give you a mid-day pickup. Nightlife starts late in the evening and lasts until the wee hours.

OUTSTANDING VIEW AND TERRIFIC SNORKELING

The views at Summers are great from both above and below the water. From the beach, gaze on brilliant turquoise waters that stretch as far as the eye can see. Underwater, snorkelers and divers revel in brightly colored fish of many species.



SIGHTSEEING TOURS

From port of TOTO To SCARABA



Boats depart hourly from the port of Toto to Scaraba. Schedule your tour on the spot or in advance to ensure that space will be available.

SECRET MEETING

A Secret Meeting will be held at an undisclosed time to discuss unnamed details.

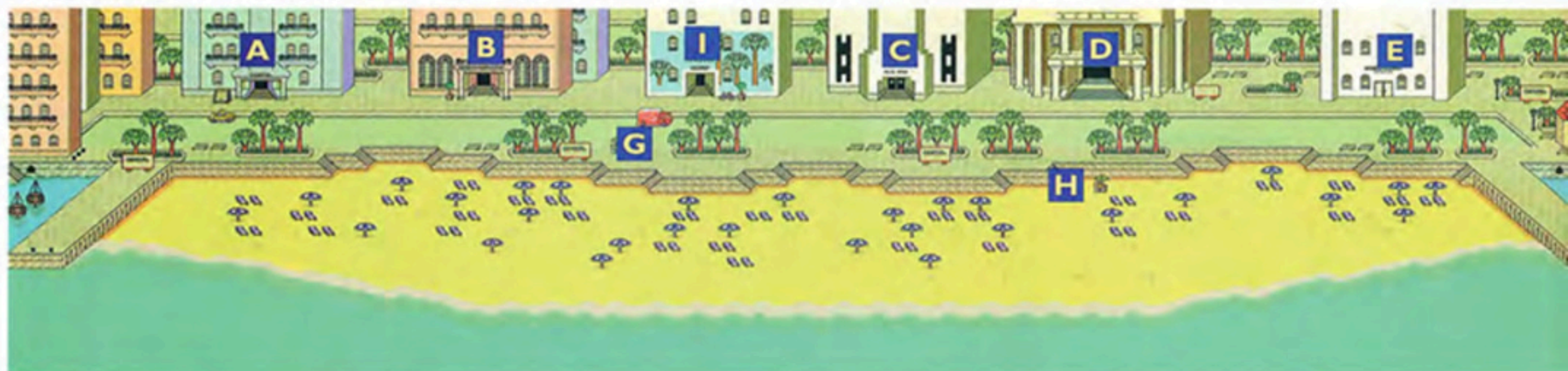
- When: Secret
- Place: The Stoic Club
- Time: Secret
- Price: Secret

Summers Resort

You're in for the time of your life when you make Summers your destination. If it's quiet you want, stretch out on the beach under an umbrella with a good book, or take a break from the beach and spend the afternoon taking in the exhibits in the Cultural Museum. If adventure is more your style, take advantage of any of the active water sports offered by locals, from para-sailing to scuba diving. Whatever makes your vacation memorable, you're bound to find it here.

Map Key

- A** L'HOTEL DU SUMMERS
- B** RESTAURANT SUMMERS
- C** STOIC CLUB
- D** CULTURAL MUSEUM
- E** HOSPITAL
- F** SIGHTSEEING SHIPS
- G** STREET VENDOR



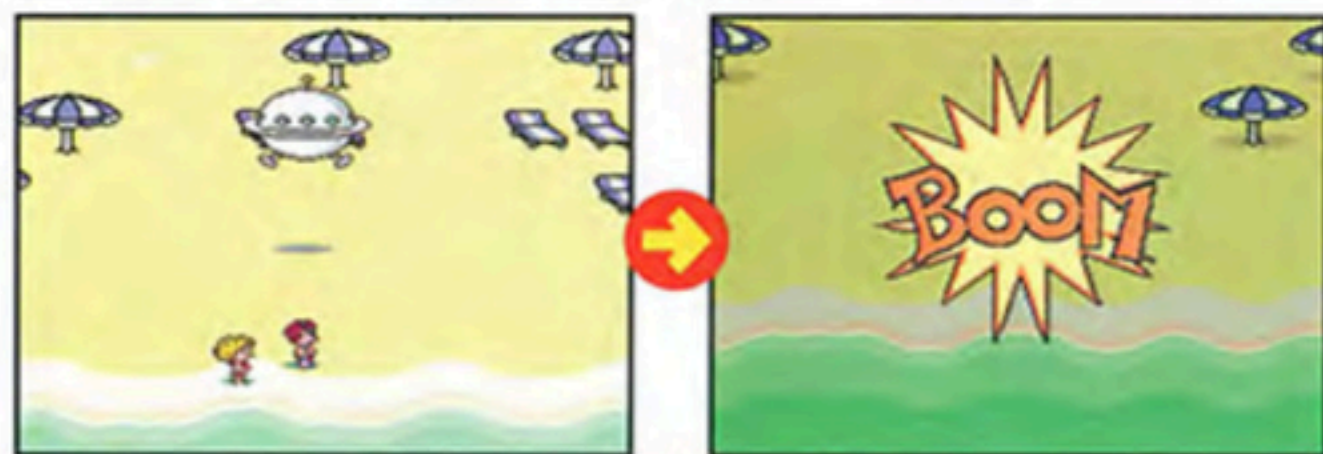
- H** GELATO STAND
- J** GROCERY STORE
- I** DRUGSTORE

GROCERY	
Defense Coin	\$2,000
Bottle of Water	\$4
Secret Herb.....	\$380
Skip Sandwich DX.....	\$98
Lucky Sandwich	\$128
Coffee.....	\$6
Fruit Juice.....	\$4

Drugstore	
Big League Bat	\$3,080
Chef's Fry Pan	\$1,198
Lucky Coin	\$6,000
Gold Bracelet	\$2,799
Platinum Band	\$6,899
Diamond Band	\$9,998
Super Plush Bear	\$1,198

SKY RUNNER CRASHES ON BEACH

Beachcombers were surprised when an unusual helicopter-like airship crashed on the beach. Inside were Ness, Paula and Jeff, who were traveling from Winters. They were hoping for a slightly softer landing.



RESTAURANT SUMMERS
ELEGANT SERVICE, DELICIOUS SEAFOOD

Pasta di Summers	\$128
Kraken's Soup	\$648
Royal Iced Tea.....	\$78
Fruit Juice.....	\$4
Coffee	\$6

Chef's Special\$298

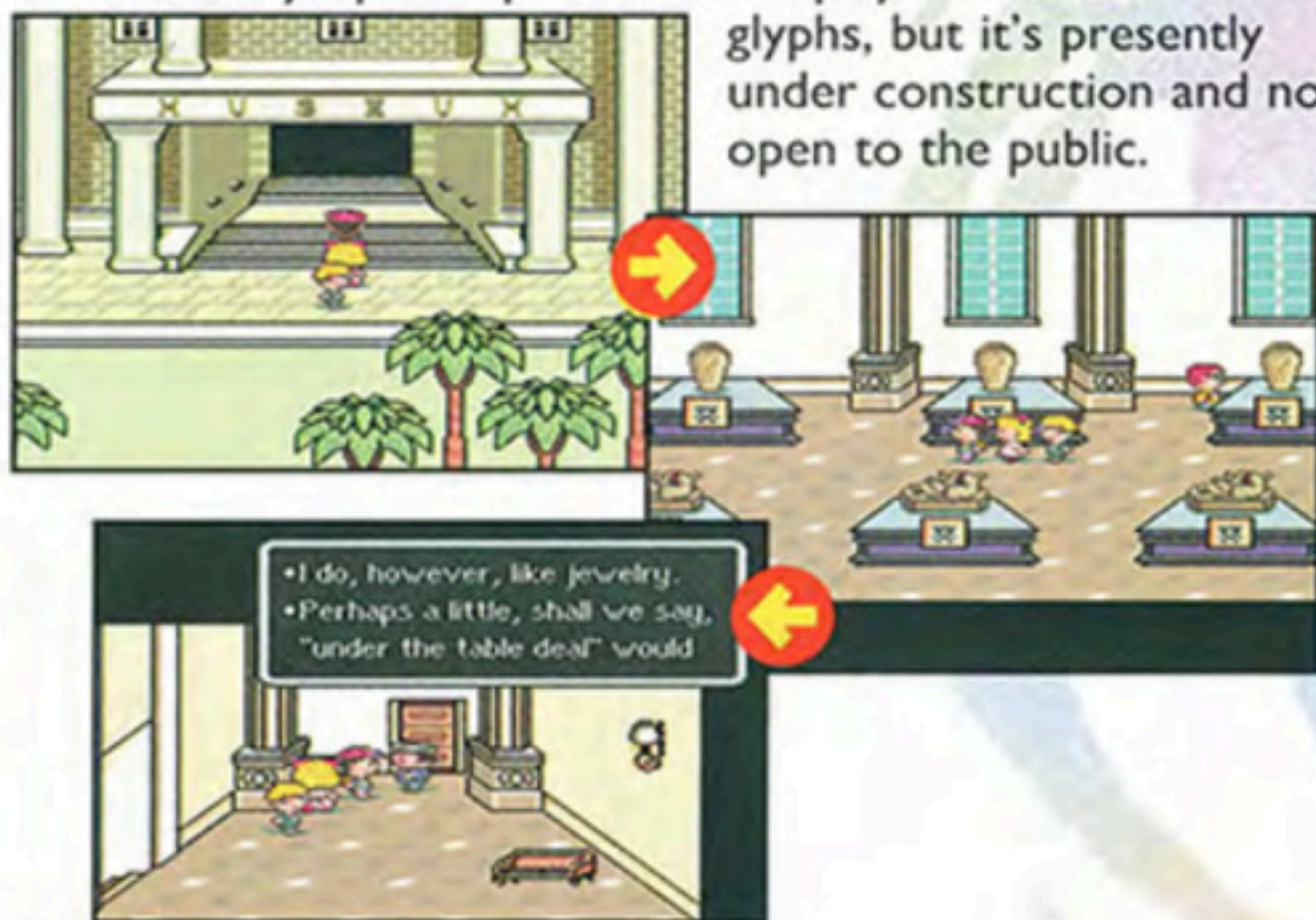
BON VOYAGE

L'Hotel du Summers

\$150.00 Per Person Per Night

NEW EXHIBIT AT THE CULTURAL MUSEUM

Interesting artifacts are on display in the Scaraba Cultural Museum. For \$3 a head, you can examine the exhibits that are currently open. Upstairs is a display of Scaraban hieroglyphs, but it's presently under construction and not open to the public.



Natural Culture Museum

Step back in time to study ancient artifacts that are part of Scaraba's cultural history. Now open are exhibits of rare and fragile relics that tell us how the ancient Scarabans lived. Hours: 8 a.m.- 6 p.m., Monday through Friday, and 10 a.m. through 4 p.m. Saturday.



No. 120315

Cultural Museum



GO TO THE PORT OF TOTO

When you explore the port village of Toto, to the east, you'll meet a Captain who tells you about his wife, who makes Magic Cake. She hasn't been doing much baking lately, though—she's been hanging out at the Stoic Club, and the Captain is none too happy about that.



GET A LINE TO THE CLUB

In one of the houses near the Captain's dock you'll find a man who knows the number to the Stoic Club. It's an exclusive joint that won't let just anybody in. Once he gives you the telephone number, find a phone and call ahead for a reservation.



GET MAGIC CAKE

When you have a reservation, you can enter the club and talk to the patrons, who are all pondering important issues. One man will point out the Captain's wife. Go talk to her to see if she'll give you some of her Magic Cake.



USE THE PHONE AT THE STORE

Also near the Captain's dock is a store that sells supplies that are much less fancy than the ones in Summers' Grocery Store. Use the telephone there to call the Stoic Club. Make your reservation, then head back



down the street to the club.



TRAVEL STEPS

If you follow these steps, you should see all of the sights in this region and do everything necessary to move on.

Get Stoic Club Phone Number



Call for Reservation



Talk to Woman at Stoic Club



Get Magic Cake



Eat Magic Cake



Go to Dalaam



Complete Exercise



Ask The Master about Ness



Return to Summers



Go to Cultural Museum



Give Guard a bribe



Get Hieroglyph copy



Get Phone Call From Mr. Spoon



Go to Natural Museum in Fourside



Get Carrot Key



Go to Southwest Cave



Use Carrot Key



Get Sixth Melody



Teleport back to Summers



Talk to Captain at Toto



Take the Ship from Toto



Defeat Kraken



Go to Scaraba




Dalaam Today

THE VOICE OF DALAAM

VOL. 70 NO. 11

Dalaamese Prince Completes Rigorous Training

Prince Poo returned triumphantly from the Place of Emptiness, where he successfully completed the final stages of his psychic training earlier this week. "It was a question of mind over matter," he commented, when asked about the challenge. According to the spirits that put him to the test, Poo handled the test brilliantly and passed with flying colors. "He's a prince that all of Dalaam can follow with pride," they stated.



Franklin Badge Saves Lives of Young Travelers

The young travelers who have been the talk of the town were able to enter the southwest cave this week by moving the Rabbit Statues that had long blocked the entrance. Once inside, they were attacked by twin threats, Thunder &

Storm. Although brave in battle and quite skilled for children of their ages, they were actually saved by the Franklin Badge they carried. It deflected the lightning attacks of their stormy assailants.



WINTERS
HIGH SCHOOL
WEEKLY

SCIENCE CLUB NEWS

Rare Discoveries Made

Although the occurrences appear to be rare and completely random, tests conducted over the last several months reveal that certain enemies drop valuable items when defeated. Researchers are unclear as to what makes the enemies react in the manners observed, but they've charted the discoveries below.

ENEMIES	TREASURES
Bionic Kraken	Legendary Bat
Starman Super	Sword of Kings
Chomposaur	Magic Frypan
Ghost of Starman	Goddess Ribbon
Major Psychic Psycho	Star Pendant
Whirling Robo	Meteorium
Hyper Spinning Robo	Meteorite

SPIRITUAL POWERS PUT TO THE TEST

Paula, one of the young travelers who recently passed through the region, was found to have some unusual spiritual powers, according to observers.

•WARM LIGHT

Paula increases the HP of friends and foes alike with this prayer.

•VERY SUBTLE LIGHT

This prayer ups everyone's HP by twice as much as the Weak Light.

•DAZZLING LIGHT

PK Flash zaps everyone when Paula utters this powerful prayer.

•MYSTERIOUS LIGHT

When the Strange Light envelops the group, it ups everyone's PP.

•GOLDEN LIGHT

The Golden Light maxes out one randomly chosen character's HP.

•SHEET LIGHTNING

When Lightning strikes, it causes the same damage as PK Flash.

•RAINBOW COLORED LIGHT

The amazing Rainbow Light brings all deceased parties back to life.

•MYSTERIOUS AROMA

Paula's sweet-smelling shower puts all parties to sleep temporarily.

•THUNDER

When Paula's prayer calls on Thunder, it strikes all parties with Brain Shock.

•HEAVY AIR

One of Paula's prayers shrouds all parties in fog, causing their defense to drop.

DALAAM

The magic of the ages seems to spill from every corner of the mountain village of Dalaam, which is far from the frenetic pace of the city. If you're searching for inner peace, or simply looking for a getaway that's far off the beaten path, you'll want to plan a lengthy stop here.



FAST FACTS

- Population.....1,033
- Average Temperature..70 F
- Shrines.....1
- Princes.....1
- Average Temper Tantrums..0

Fresh, Pure Mountain Air

A popular destination for those seeking healthful retreats, Dalaam offers fresh, pure mountain air and plenty of opportunity for brisk exercise. The people lead simple lives, unconcerned with the glamour and glitz common to larger resorts. Don't expect fancy hotels or a bustling night life—you won't find them here! If you want to return home completely rested, this could be just the ticket for you.



PSYCHIC LEADERS QUIETLY PASS ON THEIR SKILLS

Reknowned psychics live quiet lives in peaceful anonymity in Dalaam, but they willingly teach those who seek to learn—and those who have the special ability necessary to harness their inner psychic powers.

The greatest psychic master of them all has dedicated his life to tutoring Prince Poo, who has slowly and steadily progressed through the many life lessons that give him the special ability to harness the power of his mind.

EXPERIENCE THE ZEN TOUR

You can't visit Dalaam without experiencing our famous Zen Tour! The four-day experience is an adventure in relaxation—we'll send you home limp as a gruel-soaked dishrag, guaranteed!

DAY 1...Climb the Mountain of your choice

DAY 2...Ponder the meaning of Spam

DAY 3...Walk on fire without blistering

DAY 4...Sit motionless all day

Good for your health and your mind!



FREE FIREWALK

For a limited time only, Firewalks 4 U is offering one free, introductory walk on fire to the first fifty people who respond to this ad. It's a \$50 value, and it's valid for a limited time only, so act now to reserve your space!


- DATE...JULY 4th
- PLACE...RAMMA COALS
- TIME...7:00 PM • CHARGE...FREE





Dalaam

After eating the Magic Cake in Summers, Ness lands in a dream in the far-off land of Dalaam—and the dream he lands in is not his own. He enters the persona of a young prince who is about to set out to prove that he's deserving of the Dalaamese throne. The traits required include wisdom, valor and, perhaps above all, patience.



Map Key

- A** TEMPLE
- B** RESTAURANT
- C** TRIAL GROUND

POO: A PRINCE IN TRAINING



Poo is popular in the land of Dalaam, and he seems to be a hit with the ladies. He is wise and powerful, and not bad looking if you're into semi-bald guys with ponytails. The time has come, however, for him to quit pursuing the girls and start becoming a protector of the people.



POO, THE PRINCE

Poo has studied for nearly all of his young life to learn the princely ways that will make him fit to rule in Dalaam. He has become a master of the martial arts, and he has been schooled in the social graces befitting royalty. Now he must prove that he has the mental powers that he'll need in order to be a superior warrior and military leader.



PSYCHIC POWER

After long years spent studying the power of the mind, Poo has developed some remarkable psychic abilities that serve him well in battle. He commands powerful attacks and recovery spells, as well, so he's handy to have around.



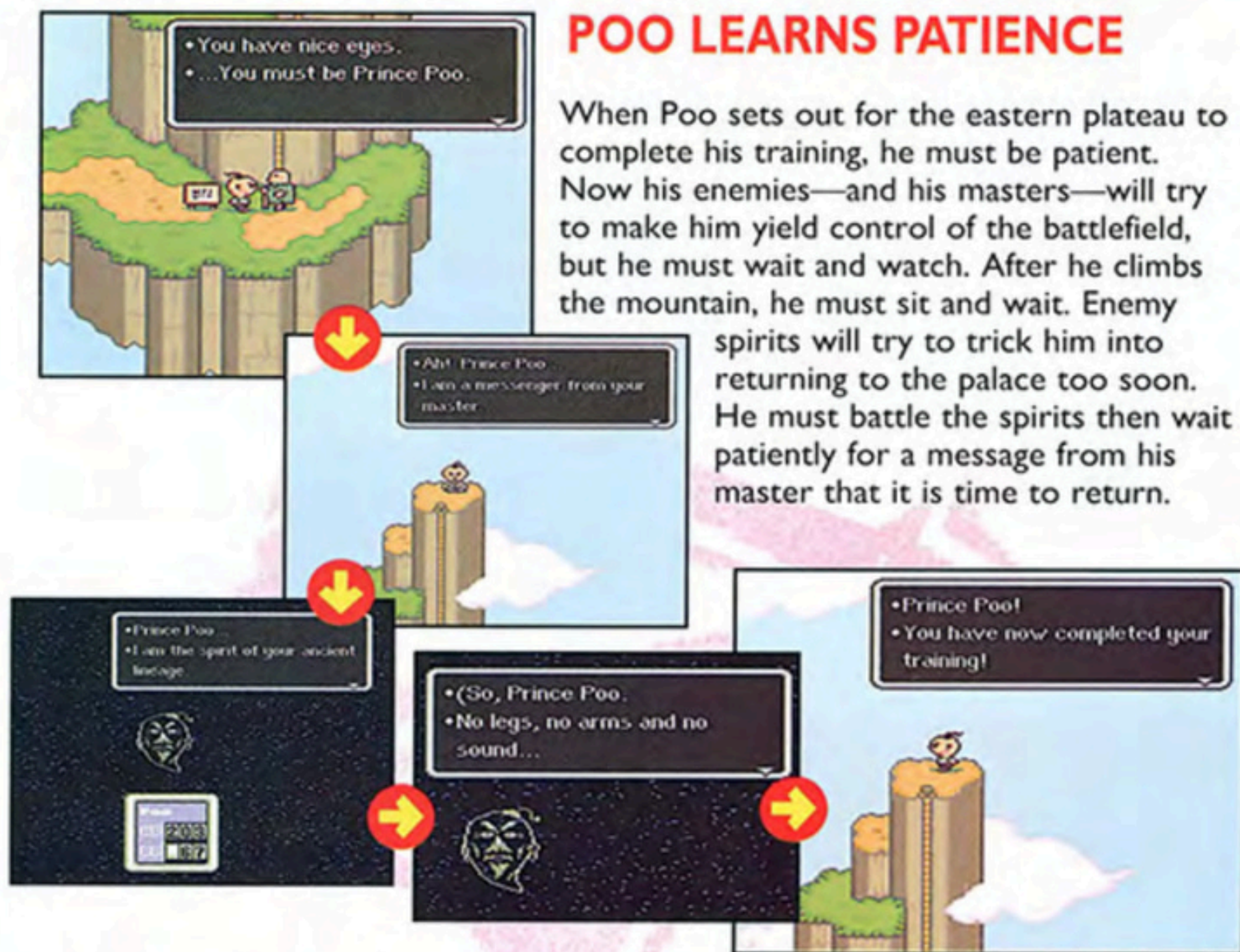
MIRROR MAGIC

The Mirror allows Poo to take the form of an enemy during battle. The effect casts for that battle, and the player doesn't control Poo's attacks. Poo effectively becomes the enemy.



POO LEARNS PATIENCE

When Poo sets out for the eastern plateau to complete his training, he must be patient. Now his enemies—and his masters—will try to make him yield control of the battlefield, but he must wait and watch. After he climbs the mountain, he must sit and wait. Enemy spirits will try to trick him into returning to the palace too soon. He must battle the spirits then wait patiently for a message from his master that it is time to return.



THE RABBIT CAVE

As he returns to the palace, Poo will discover a mysterious cave in the southwest that is guarded by unusual Rabbit statues. He can't enter it at this time, for he has no way of moving the statues. Later, when he discovers a way to clear the entrance, he should return to the cave.



TIME TO TRAVEL

After completing his training and returning to the palace, Poo will be instructed to leave the land of Dalaam in order to help Ness's party. He will use his special PSI power to transport to Summers, where he will meet up with Ness, Paula and Jeff. Next the group will return to Fourside to wrap up some unfinished business.



Restaurant Dalaam

**Food for Body,
Mind, and Spirit.**

- Water\$4
- Jar of Delisauce\$300
- Brain Food Lunch\$800

ENEMIES

OVERZEALOUS COP



Most cops are good guys, but a few of the men in blue have agendas of their own. Stay in the shadows and out of their way to stay out of trouble.

HP...325 / PP...0 / SPEED...18

OFFENSE...69 / DEFENSE...75

TOUGH GUY

Summers, being a resort town and all, has lots of interesting sorts hanging out near the beach. One of the beach bums you'll meet is a guy in a Hawaiian shirt. He doesn't have anything to do other than get into trouble.



HP...342 / PP...0 / SPEED...18

OFFENSE...69 / DEFENSE...75

SHATTERED MAN

When you go upstairs to read the Hieroglyph in the museum, you'll run into a really old man wrapped in rags. He'll pop out of his coffin to attack you. When you defeat him, he'll leave behind some Mummy Wrap.



HP...694 / PP...0

SPEED.....18

OFFENSE...72

DEFENSE...92

TANGO

Playing his magic pipe, Tango will try to mesmerize your party. Don't let him trick you! Pick a fight and put an end to the music.

HP...371 / PP...5 / SPEED...19

OFFENSE...96 / DEFENSE...99



KRAKEN

When your party returns from Fourside, you'll be able to board a ship and set sail for Scaraba. The passage won't be peaceful, though. You'll have to battle Kraken, the sea beast.

HP...1097 / PP...176 SPEED...21

OFFENSE...105 / DEFENSE...166

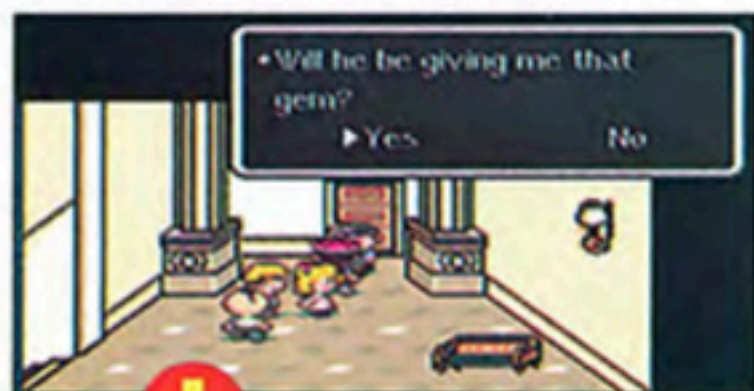


Summers

Ness, Paula and Jeff are back in Summers, where we left them eating Magic Cake on the beach. When Poo joins them, it sets a new chain of events in motion.

MAKE TRACKS FOR THE MUSEUM

The rare gem that Poo possesses is your ticket into the room upstairs in the museum. When you give the gem to




the man guarding the door, he'll let you enter, and, once inside, Poo will be able to copy the Hieroglyph. The ancient writing tells of an evil invader that crosses the dimension of time.



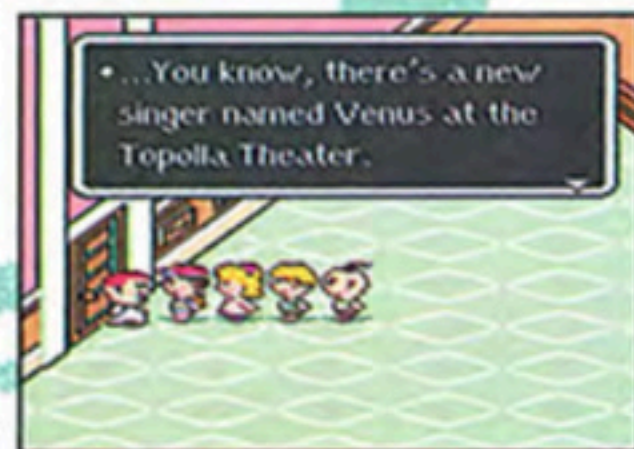
TAKE AN INCOMING CALL

When the party starts to leave the museum, the phone will ring. No one else appears to be eager to answer it, so pick it up. It will be Mr. Spoon, the curator of the museum in Fourside, with some interesting news about a find he's made. Go to Fourside to investigate.



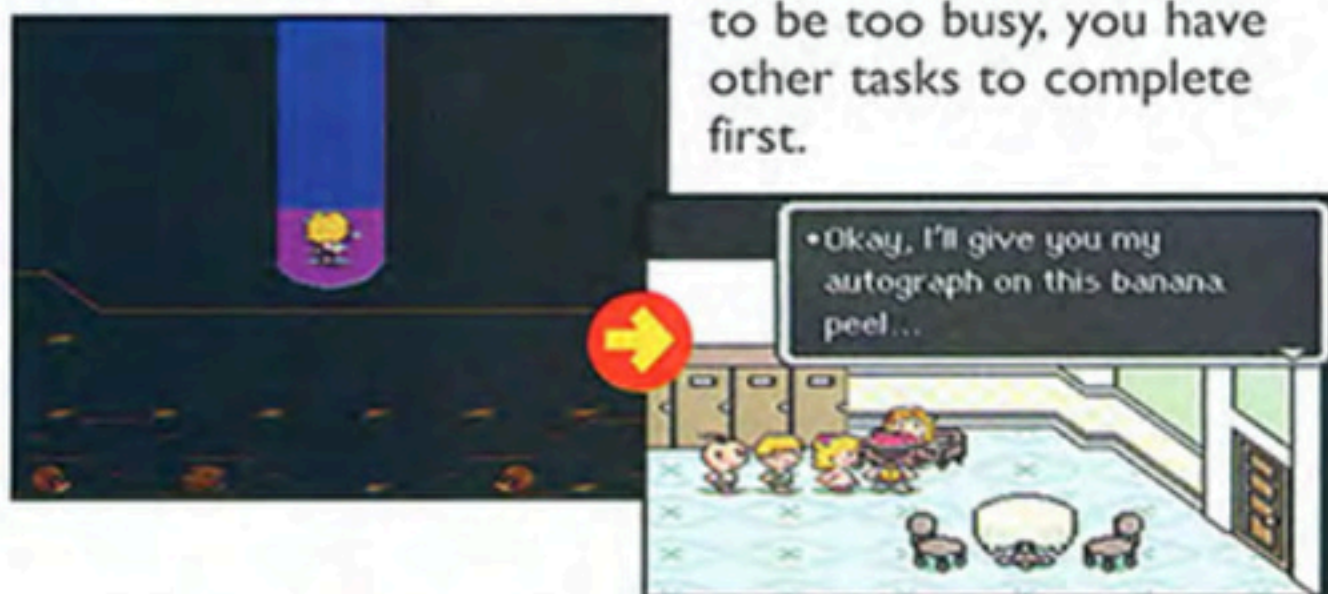
THE FOURSIDE NATURAL MUSEUM

Pay the entrance fee and check out the exhibit in the Fourside Museum of Natural History. There's a huge dinosaur on display, but it's not real. When you talk to Mr. Spoon, you'll learn that he's a great admirer of Venus, the new singer in town.



CATCH VENUS'S ACT

Now head for the Topolla Theater. Buy your Show Ticket and go backstage to meet Venus, the singer everyone's talking about. If you ask for her autograph, she'll give it to you on a banana peel—if she's not too busy. If she claims to be too busy, you have other tasks to complete first.



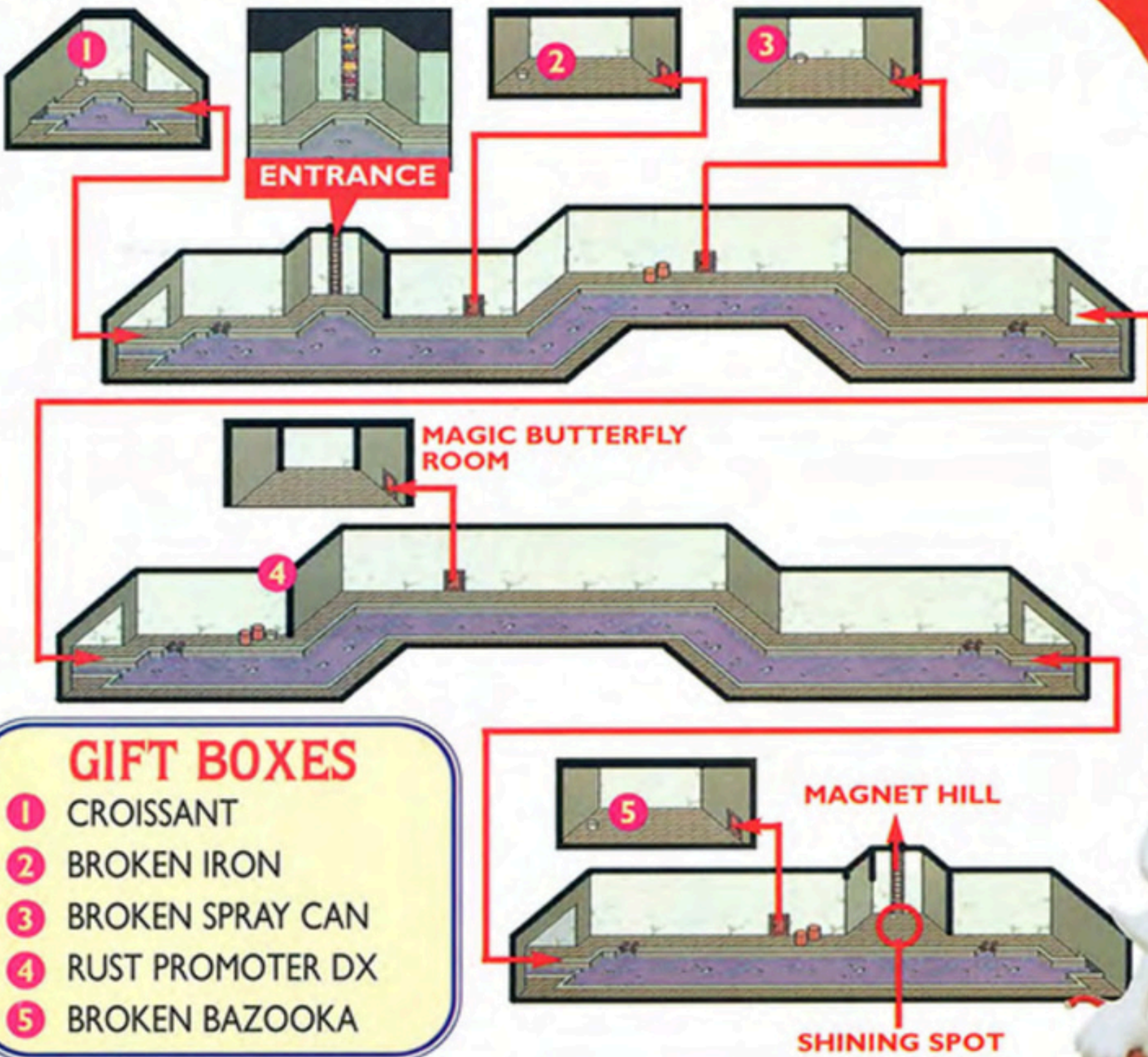
RETURN TO THE FOURSIDE MUSEUM

Take the autographed banana peel back to Mr. Spoon. He'll be so ecstatic to have Venus's autograph that he'll let you into the secret room that he had guarded previously. When you step inside the room, you'll see a large manhole. Go investigate the light emanating from it.



Meet The Plague Rat of Doom

This is no ordinary sewer—it's "owned" by the Plague Rat of Doom, a huge rodent with an extremely bad attitude. Everything down here reeks, from the Stinky Ghosts that inhabit the trash cans to the Filthy Attack Roaches.



GIFT BOXES

- 1 CROISSANT
- 2 BROKEN IRON
- 3 BROKEN SPRAY CAN
- 4 RUST PROMOTER DX
- 5 BROKEN BAZOOKA

SHINING SPOT

After exploring the dank depths of the sewer, you'll come upon a bright light. When you approach the light to Check it out, you'll be attacked by the

Plague Rat of Doom. The filthy rodent uses poison, so you should counter it by using PSI attacks, and blast it with Jeff's Bottle Rockets, too. When you trap the rotten rat, you'll gain access to the Magnet Hill, where you'll learn a new melody and find the Carrot Key.



•Jeff fired the Big bottle rocket!



ENEMIES

KISS OF DEATH



Pucker up! The giant lips of the Kiss of Death will try to land a deadly smooch.

HP...333 / PP...0 / SPEED...19
OFFENSE...91 / DEFENSE...100

CONDUCTING MENACE

Zzzzt! You're in for a shock when you meet the Conducting Menace. You'll have to find a way to short-circuit this hot head.



HP...445 / PP...238 / SPEED...20
OFFENSE...107 / DEFENSE...107

THUNDER & STORM

These twin terrors attack with the power of the elements. Find shelter from the onslaught and use PSI powers to attack the two of them at once.



HP...2,065 / PP...70 / SPEED...21
OFFENSE...111 / DEFENSE...171

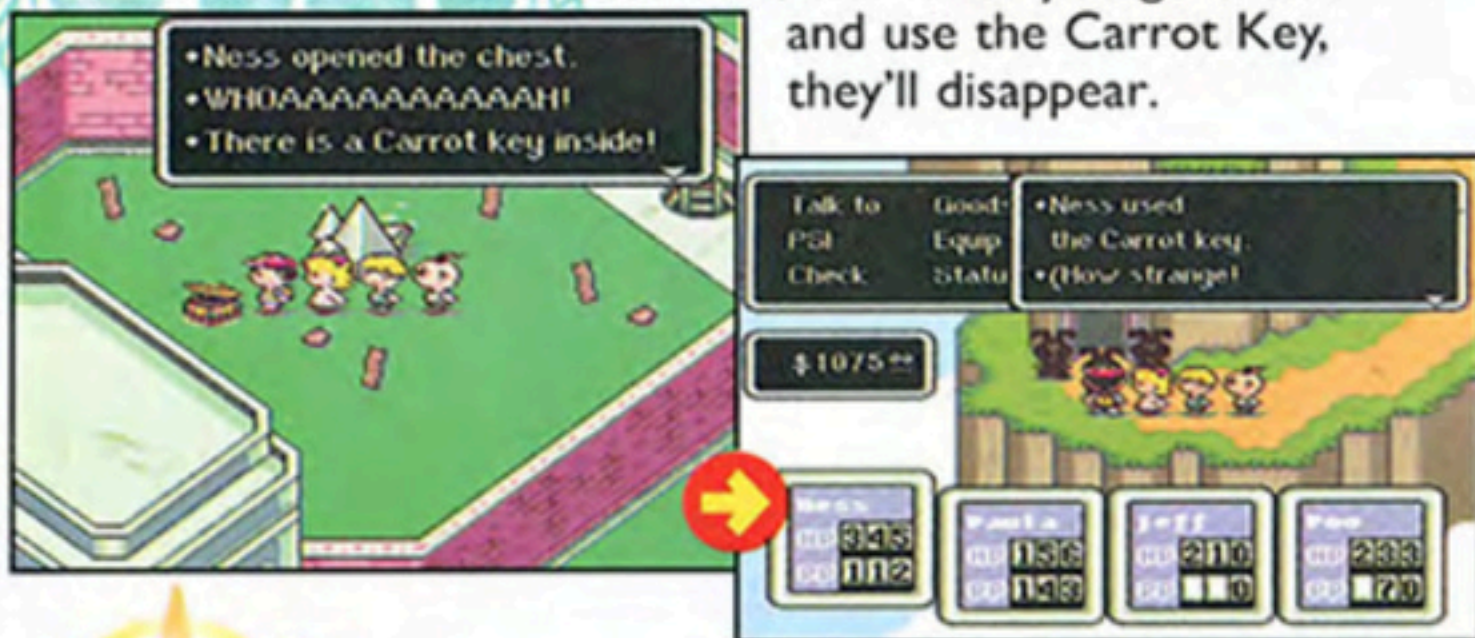
MAGNET HILL

After you defeat the Plague Rat of Doom, you'll be able to access the area behind the Department Store that you could only see before. You'll use the Sound Stone to record the fifth melody up there. There is also a large magnet and a Gift Box that holds the Carrot Key. Use the unusual key to remove rabbits.



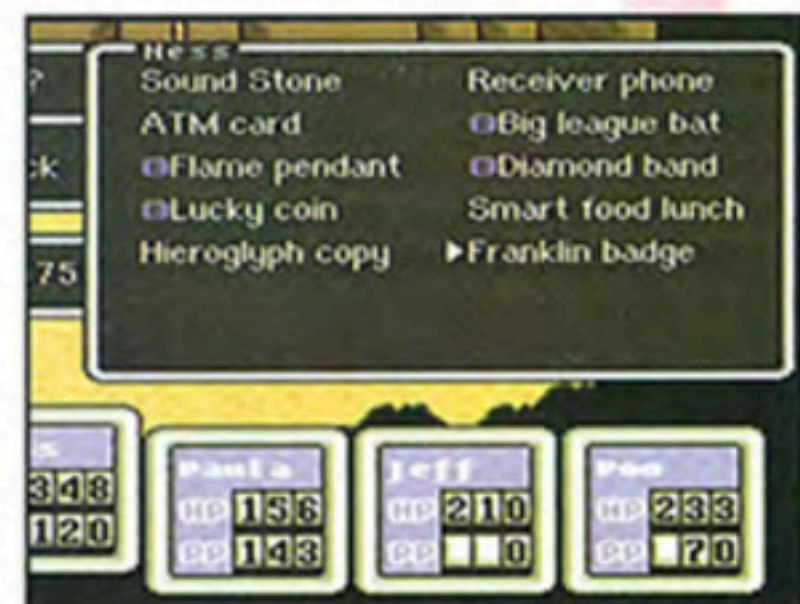
REMOVE THE RABBIT STATUES

After recording the fifth melody, return to the three Rabbit Statues in Poo's homeland. They're guarding the entrance to the southwest cave, and when you go there and use the Carrot Key, they'll disappear.



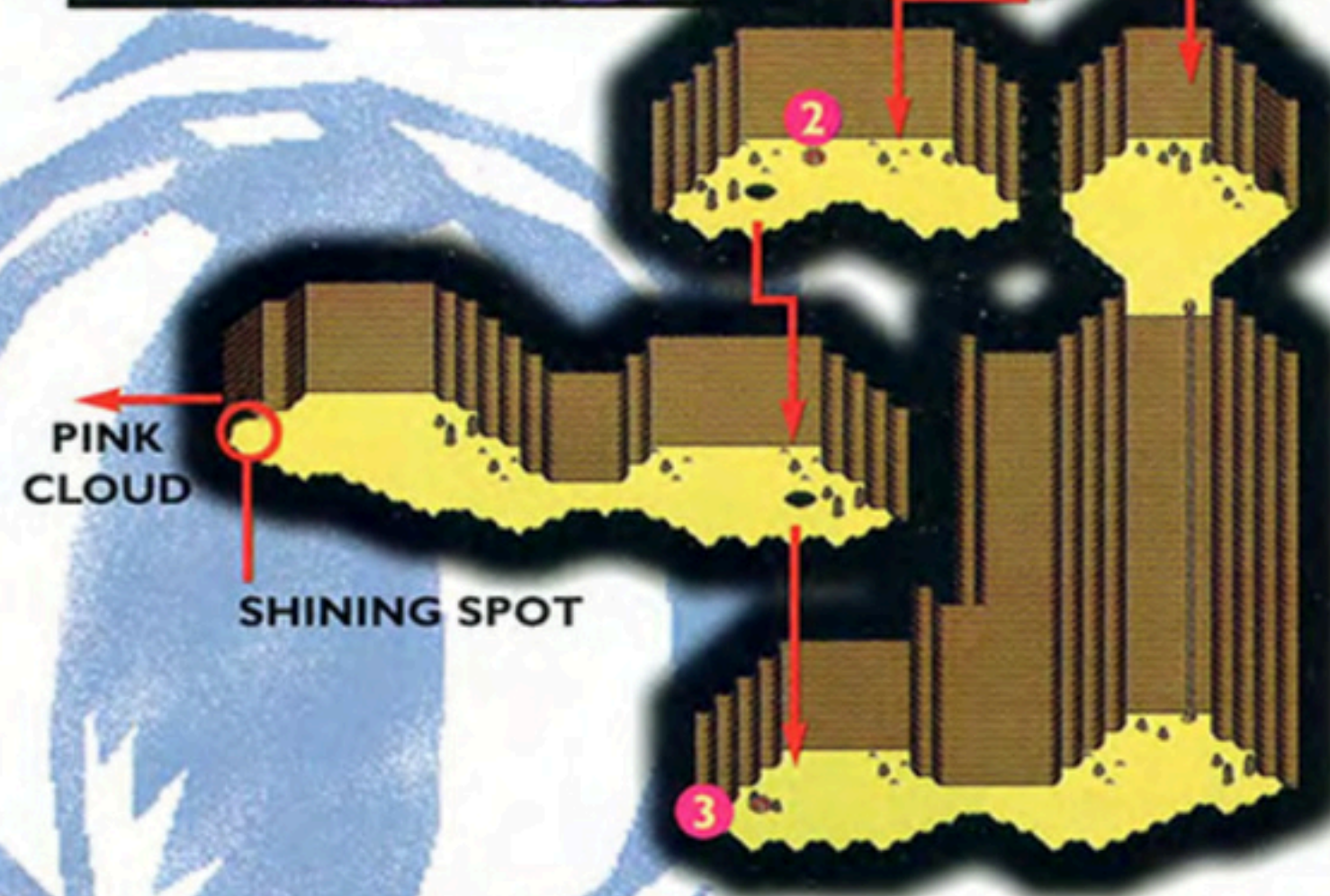
Cave of The Pink Cloud

Be sure to carry the Franklin Badge in your backpack when you enter the cave—it will protect you from shocking experiences. The cave isn't particularly large, but it can be confusing to find your way around inside. As you explore, you'll find a couple of very interesting items, the Rock Candy and the Bracer of Kings.



SHINING SPOT

Twin tormentors Thunder & Storm grumble and rumble before casting down bolts of lightning. If you don't have the Franklin Badge with you, you're in for trouble, but if you do have the badge, it will reflect the attacks and send them right back at the weather-makers. They'll destroy themselves with their own attacks, and you won't even have to use up any of your own PSI power.



GIFT BOXES

- 1 SUDDEN GUTS PILL
- 2 ROCK CANDY
- 3 BRACER OF KINGS

THINK PINK


After you defeat Thunder & Storm, you'll be able to exit the cave onto a pink cloud, where you'll use the Sound Stone to record the sixth melody. It's one of the most unusual places you'll go to learn a tune.



SET SAIL FOR SCARABA



After leaving the cave in Dalaam, teleport back to the seaside resort of Summers and go to Toto to talk to the Captain. He'll thank you for getting his wife to start making Magic Cake again instead of hanging out in the Stoic Club, then he'll offer to take you to Scaraba in his boat. He'll charge you \$20 per person—and he'll make you do the fighting when you meet up with Kraken.



THE KRAKEN ENCOUNTER

The first part of your journey will be peaceful and pleasant enough, then the waters will suddenly become turbulent, and Kraken will raise his ugly head. The serpent has ruled the channel for years, and he's not about to just let a bunch of kids pass unpunished. When the battle begins, use your PSI Freeze powers to try to ice him up, then attack while he's in a frozen state. It will be a fierce fight, but if you keep replenishing your PSI power, you should be able to sink the serpent for good.



SAIL ON TO SCARABA

After cracking Kraken, continue sailing. The rest of the cruise should be quite pleasant, and favorable winds will take you to the shores of a new land, Scaraba, where adventure of a different kind awaits. Beware of sunstroke as you explore this new area.



ENEMIES

GREAT CRESTED BOOKA



The Great Crested Booka is a bird of a different color. It darts around, attacking unwary travelers whenever their backs are turned. Keep a close eye on these birds, even if you aren't a birdwatcher.

HP...452 / PP...0 / SPEED...20

OFFENSE...100 / DEFENSE...110

BEAUTIFUL UFO

Beautiful UFOs take care to tie pretty bows on their chrome domes before flying out to attack unsuspecting travelers. Don't be distracted by their beauty!



HP...339 / PP...15 / SPEED...59

OFFENSE...86 / DEFENSE...87

HIGH CLASS UFO

High Class UFOs are pert and pink, but they also attack with annoying speed and accuracy. You won't think they're so cute when they strike.



HP...433 / PP...72 / SPEED...60

OFFENSE...93 / DEFENSE...103

GUARDIAN HIEROGLYPH

When you enter the Sphinx, you'll find that the walls do, indeed, have eyes. The Guardian Hieroglyphs will step right off the wall to attack intruders.




HP...470 / PP...126 / SPEED...20

OFFENSE...94 / DEFENSE...106

FIERCE SHATTERED MAN

Wandering mindlessly amid the Hieroglyphs and the coffins are Shattered Men, who attack any and everything they touch. Stay clear.



HP...516 / PP...0 / SPEED...12

OFFENSE...101 / DEFENSE...116

GUARDIAN GENERAL

The Sphinx won't cough up the Hawk Eye without a fight. You'll have to defeat the stone-like Guardian General in order to get the treasure.



HP...831 / PP...6 / SPEED...21

OFFENSE...109 / DEFENSE...214



Scaraba Papyrus

Scaraba's Largest Newspaper

VOL. MCVIII NO. 3

PYRAMID RAIDED— HAWK EYE MISSING!

It was reported earlier today that the ancient Pyramid just south of Scaraba was raided recently, and the culprits appear to have escaped with the famous Hawk Eye, a mysterious jewel that, according to legend, gives its bearer the ability to see in the dark.

Although police aren't able to pinpoint the exact time of the theft, the seal on the door looks like it was broken only recently. There is no explanation as to how the doors, long guarded by a nearby Sphinx, were opened, but footprints on the tiles in front of the statue have



Although guarded for years by the great Sphinx, the pyramid south of town was nevertheless raided by unknown thieves, who have apparently stolen the rare and mysterious Hawk Eye.

police suspecting that they are somehow involved in the theft. Anyone observing unusual people or occurrences is urged to contact the police immediately.

SPEEDSTERS SPOTTED IN DESERT



The group of young travelers that arrived from Toto this week was observed running in the desert at an astounding speed. The kids ran so fast, in fact, that they disappeared from view! We just thought you'd like to know.

SUBMARINE SIGHTED IN THE RIVER



A yellow submarine was recently sighted submerging in the swampy river leading to the mysterious region known only as Deep Darkness. Observers believe that it is being piloted by the traveling kids.



GREAT TOWER COMES TO LIFE


People have long marveled at the unusual tower shaped like a man on the continent to the south, and now they have even more to be amazed about: The tower has come to life and joined the group of kids! It was last seen walking to the south.

SCARABA

Don't let the extreme temperatures keep you from visiting this jewel of the desert. Its ancient pyramids and statues are sights to behold and marvels of their time, and the camels are pretty cool, too.

Sand and Sea

The desert village of Scaraba is a bustling international marketplace. The hotel is comfortable and accommodating, but don't get too comfortable there—you'll want to explore the entire town before heading south into the desert. Quaint shops and friendly natives make this town a delightful find.



FAST FACTS

- Population: 3,212
- Temperature, in the shade: 140 F
- Rainfall: NONE
- Average Age: 112
- Camels: 2

SNAKE CHARMER CHARMS TRAVELERS, TOO

In the central market, travelers will find a real treat: a snake charmer who sits atop a tall snake. He sells snakes, too, so be sure to buy a couple to take along with you when you leave. You'd better buy some serum, too, just to be on the safe side.

CAMELS AND CRYPTIC MESSAGES

Just south of town is one of the wonders of the world, a sphinx, reclining in all its splendid glory. It might look like it's cat-napping, but it actually is the ancient protector of the nearby pyramid. Before the sphinx are some beautifully etched tiles that are associated with a famous legend.

Romance

Enjoy romantic desert sunsets with the one you love

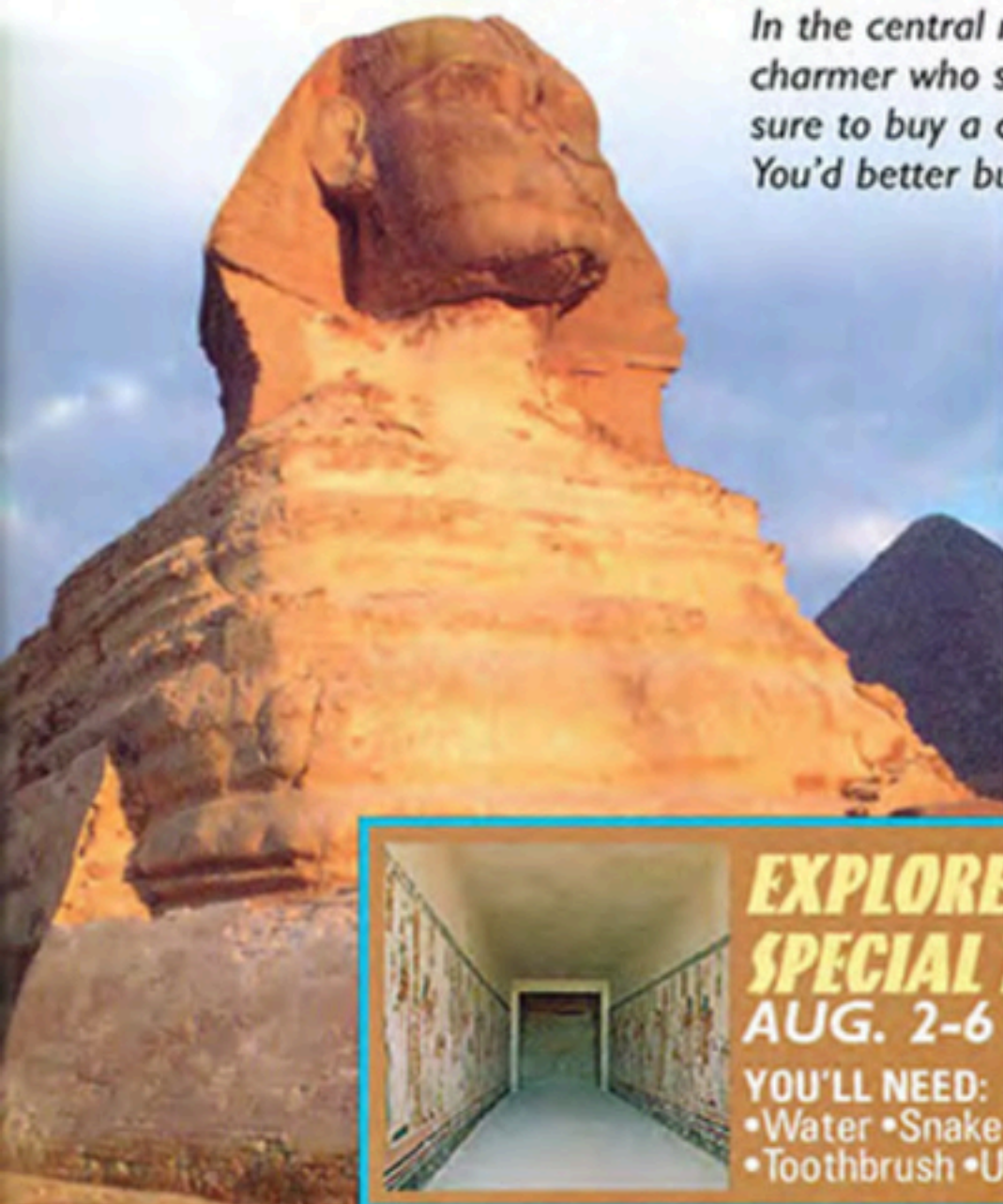
As ancient spirits dance on the wind and the golden sun slowly sinks into glowing sands, you'll enjoy the most romantic get-away ever!

BETTER THAN A SPA

If getting into shape is on your itinerary, this is the place to come. Food is hard to come by, and water is scarce, so you're guaranteed to lose weight fast when you travel to Scaraba. It's a popular stop on the Diet Tour.




NO FOOD. NO WATER. ARDUOUS WORK. IT ALL ADDS UP TO LOST WEIGHT!



EXPLORE THE GREAT PYRAMID! SPECIAL TOUR
AUG. 2-6 5 DAYS, 4 NIGHTS

- YOU'LL NEED:**
- Water •Snake-bite serum •Ropes •Wet Towels
 - Toothbrush •Underwear

FROM SUMMERS



Scaraba

The Scaraba region is divided into two continents, North Scaraba and South Scaraba. The only way to reach the southern continent is to take the hidden path from the Pyramid under the channel. It's an interesting and exciting trip.



Map Key

- | | |
|--|------------------------|
| A HOSPITAL | H PYRAMID |
| B GREAT SOUTHERN INTERNATIONAL RESORT HOTEL & WEAPON SHOP | I SPHINX |
| C HASSAN'S SHOP | J PYRAMID EXIT |
| D SNAKE SHOP | K GROCERY STORE |
| E SEASONING SHOP | L BRICK ROAD |
| F CONVENIENCE STORE | M HINT MAN |
| G DELICACY SHOP | |

GROCERY STORE

- French Fry Pan\$1,790
- Crusher Beam\$1,150
- Multi-Bottle Rocket\$2,139
- Bazooka.....\$950
- Bottle of DX Water\$198
- Beef Jerky\$70
- Secret Herb\$380



The Pyramid

The Pyramid is a strange and mysterious place, where hieroglyphs come to life, spring from the walls and coffins and do deadly dances. But before you expose yourself to these dangers, you'll have to figure out how to get inside!



- | | |
|-----------------------|---------------------------|
| DELICACIES
 | • Bean Croquette ..\$12 |
| | • Molokheiya Soup ..\$20 |
| | • Kabob.....\$54 |
| | • Boiled Egg\$9 |
| | • Fresh Egg\$12 |
| | • Coffee\$6 |
| | • Bottle of Water\$4 |

A PUZZLING SPHINX

The Hieroglyph that you read in the Museum of Natural History in Summers holds the answer to the riddle that the Sphinx poses. The message meant that you should first speak to the Sphinx, then step on the tiles in a specific order, which is shown on the chart at right. When you step on the correct tile, you'll hear a tone. If you step on the wrong one, you'll hear only a loud thud.



TRAVEL STEPS

Follow the itinerary listed below to be sure that you won't miss any of the highlights that Scaraba has to offer. It's an unusual region steeped in ancient history, so there's plenty to see and do here.

Stock up on supplies in town

Step on the tiles in front of the Sphinx to open the door to the Pyramid

Step on the tile that moves the large casket

Fall into the hole to find the Hawk Eye

Exit the Pyramid on the southern continent

Get the Key to the Dungeon Man

"Talk" to Brick Road and have him join your party

Walk south until Brick Road gets stuck in the trees

Get the Yellow Submarine

Sail to Deep Darkness

GREAT SOUTHERN RESORT
Secret Weapon Shop

- Bomb\$149
- Super Bomb\$399
- Bottle Rocket\$29
- Big Bottle Rocket.....\$139

SEASONING SHOP

- Ketchup\$2
- Sugar Packet\$3
- Tin of Cocoa\$4
- Cream\$4
- Parsley\$2
- Hot Sauce\$3
- Salt\$2

CONVENIENCE STORE

- Big League Bat ..\$13,800
- Platinum Band\$1,380
- Defense Spray\$500
- Crystal Charm.....\$600
- Broken Cannon\$218

SPECIAL!
PIG NOSE

Don't go to Deep Darkness without a Pig Nose! You won't want to miss the truffles that are hidden there, and the only way to find them is with this special nosel!

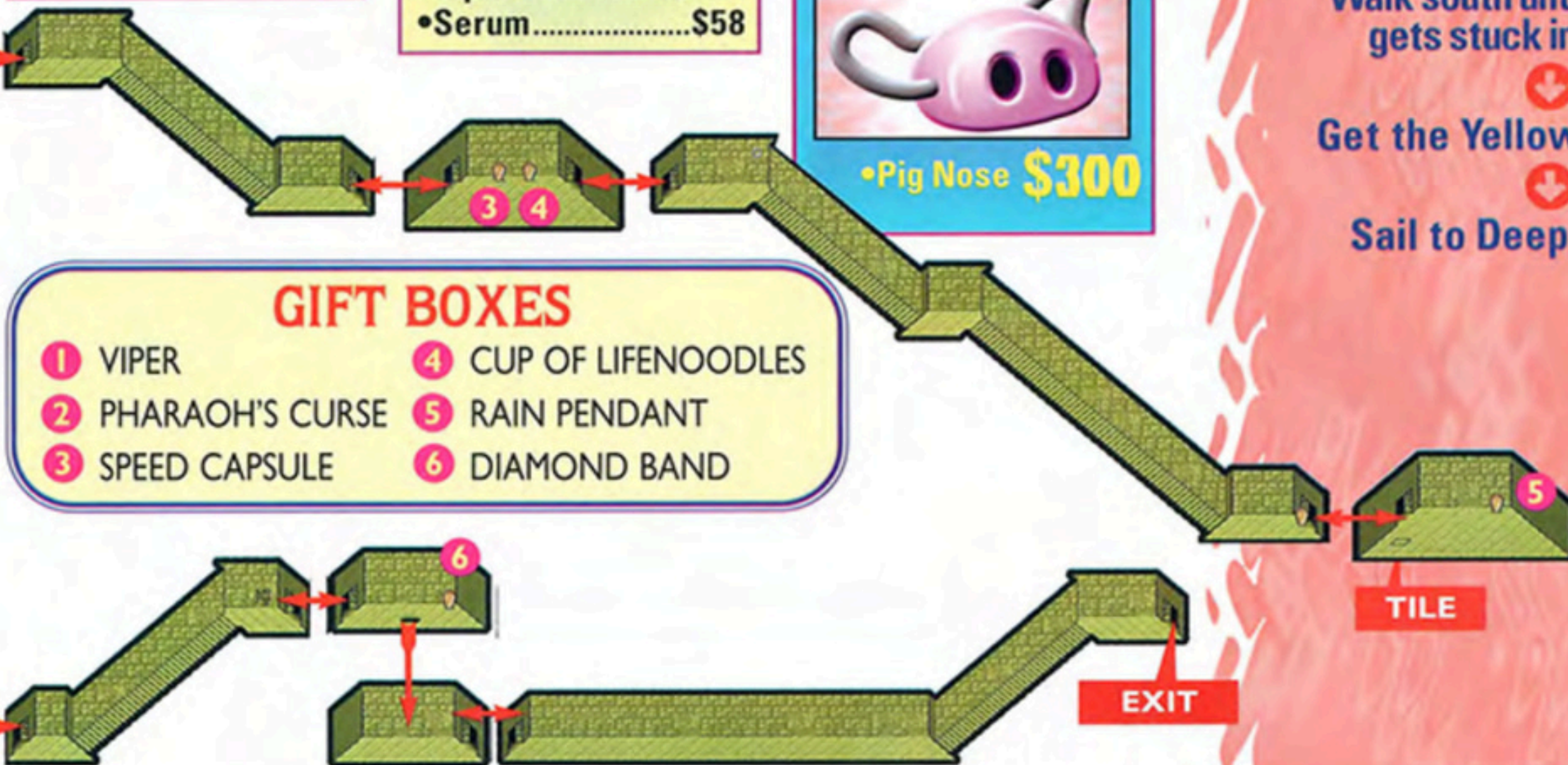
• Pig Nose \$300

THE BEST BUYS IN SCARABA
HASSAN'S SHOP

- Wet Towel\$24
- Serum\$58
- Secret Herb\$380
- Sudden Guts Pill ..\$500
- Protein Drink.....\$38
- Banana\$5

RED SSSNAKE'S SNAKE SHOP


- Snake\$220
- Viper\$550
- Serum.....\$58



- GIFT BOXES**
- 1 VIPER
 - 2 PHARAOH'S CURSE
 - 3 SPEED CAPSULE
 - 4 CUP OF LIFENOODLES
 - 5 RAIN PENDANT
 - 6 DIAMOND BAND

TRAVEL TIPS

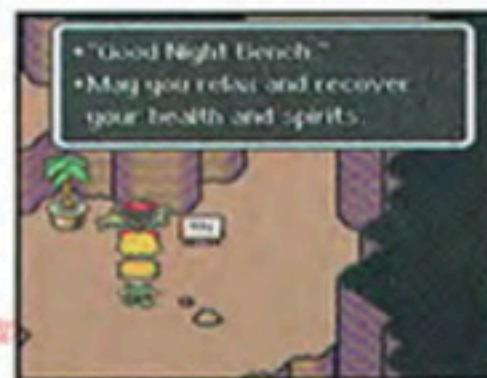
After you enter the Pyramid, begin working your way to the right. You'll have to contend with walking coffins and hieroglyphs that peel themselves right off the wall to attack. You should have a supply of Serum on hand to cure your party members from poisonings, as well as food for replenishing everyone's energy.



FOCUS

THE RESPONSIBLE DUNGEON MASTER


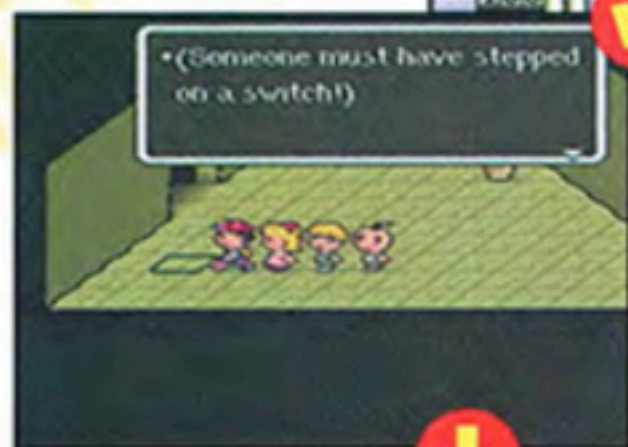
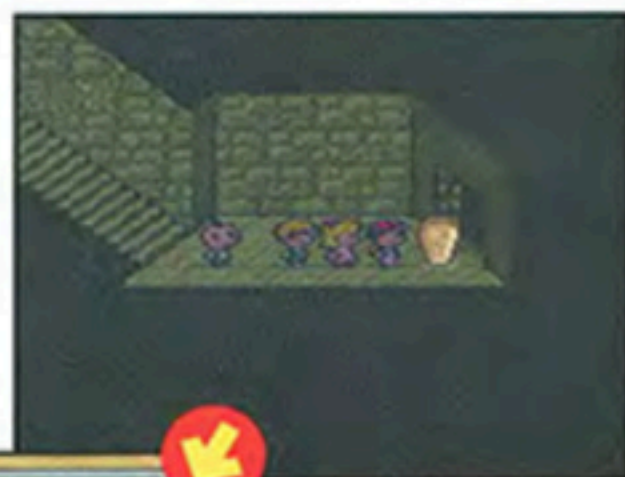
Inside the Dungeon Man, you'll find a dungeon of a different sort. As he tells you, it's a dungeon master's obligation to hire a doctor and a nurse, and that's not all he's done for intruders. You'll also find benches where you can recover HP and PP, and there are phones and ATMs, too. He sure is a thoughtful dungeon master!



FIGHT FOR THE HAWK EYE


When you reach the room on the far right, you'll meet a guardian at the door, and you're in for a fierce fight if you want to continue. When you defeat the guardian and enter the room, you'll find a floor switch in the lower left corner. Step on the switch, then work your way back to the left to the room with the large, mysterious coffin. Now the coffin will be to the right of where it was before, and there will be a large hole in the floor. Drop into the hole, fight the Guardian General, then walk up onto the platform to get the Hawk Eye.

When you use this unusual item in dark areas, you'll be able to see.



BID POO FAREWELL


When you first exit the Pyramid, a mysterious man will approach your group with an important message. He claims that the stars foretold that Poo would be arriving, and that he must leave to learn the way of the Starstorm. It's a strong psychic power that will prove to be very helpful in the future. Poo agrees to leave, telling the group that he will return as soon as he has learned the Starstorm power. The group will have to continue without him for a while.



FOCUS

STOW YOUR STUFF

There's all sorts of stuff lying around inside Brick Road, and you certainly won't want to hold on to all of it. Fortunately, there are also a couple of telephones, so you can call Escargo Express and have them come pick up the items that you don't need right now. Store lots of stuff at this point, because you won't be able to call the Express service again for a while.



GETTING THE TOWER KEY

There are a few Scarabians standing near the oasis. When you talk to the man holding the spear, he will offer to give you the key that he found earlier. It's the key to the Dungeon Man, your next destination, so thank the man and pocket the key. Now you're set to explore the continent.




FIND DUNGEON MAN

The strange tower known as either Dungeon Man or Brick Road is northwest from the Pyramid Exit, so prepare yourself for desert travel and start walking. When you reach the towering man, use the Tower Key to open the door, then enter the dungeon and start reading the messages left by Brick Road.



WHO IS THE MYSTERIOUS TOWER?

Even though he looks fierce and frightening, the Dungeon Man is thoughtful and rather mild mannered. He posts signs all over the place to give you hints and directions so you won't get lost. The biggest challenge here is in deciding which rope to climb up first.



ENEMIES

PITBULL SLUG

The Pitbull Slug, which you'll encounter in Deep Darkness, is as tenacious as its name-sake. They're hard to see in the murky darkness, too.



HP...217 / PP...11 / SPEED...2
OFFENSE...79 / DEFENSE...77

ZAP EEL



Deep Darkness is also swarming with Zap Eels, which can put on impressive light shows when they strike their targets.

HP...370 / PP...0 / SPEED...29
OFFENSE...97 / DEFENSE...93

HARD CROCODILE



Hard Crocs hide in the thick undergrowth of the Deep Darkness. They're quicker than you might think, so beware their bites.

HP...522 / PP...0 / SPEED...23
OFFENSE...110 / DEFENSE...128

DEMONIC PETUNIA



The huge, brightly colored Demonic Petunias are anything but friendly flora. They put up fierce fights!

HP...478 / PP...0 / SPEED...26
OFFENSE...102 / DEFENSE...111

EVEN SLIMIER LITTLE PILE



Like their slimy cousins, the Even Slimier Little Piles can ooze their way into your life with unexpected speed.

HP...326 / PP...0 / SPEED...22
OFFENSE...103 / DEFENSE...101

Dungeon Man

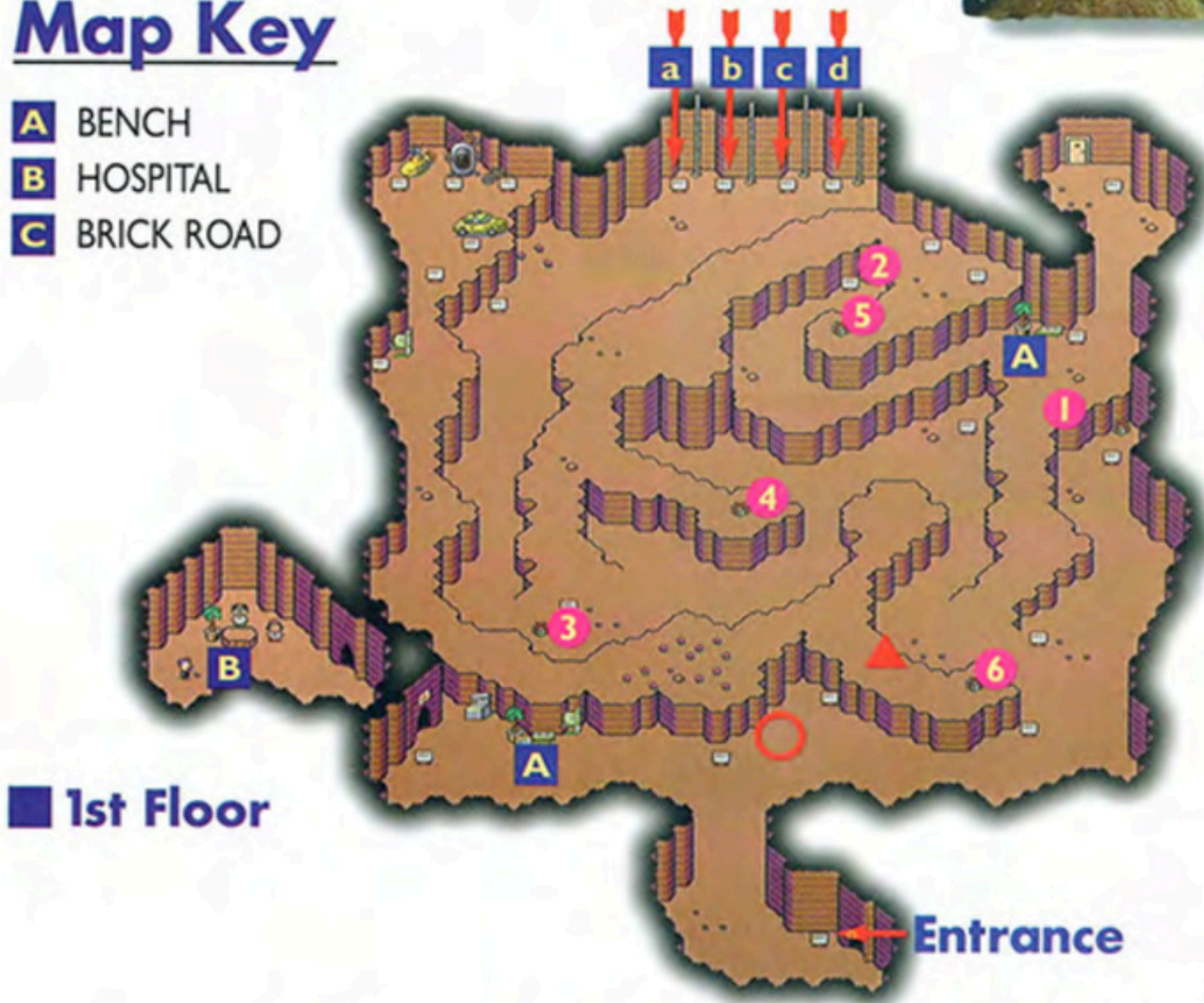
Dungeon Man, aka Brick Road, challenges you to climb the right rope. Ropes a, b and d lead to dead ends, but rope c will take you deeper inside the dungeon. Keep climbing until you come to Brick Road's face, which is embedded in the wall. Talk to Brick Road, then drop into holes to find your way back out of the dungeon.



Map Key

- A** BENCH
- B** HOSPITAL
- C** BRICK ROAD

- ### GIFT BOXES
- 1** MOLOKHEIYA SOUP
 - 2** CUP OF LIFENOODLES
 - 3** \$5
 - 4** SNAKE
 - 5** SUPER PLUSH BEAR
 - 6** RIBBON
 - 7** \$10
 - 8** PIZZA
 - 9** PSI CARAMEL
 - 10** SUDDEN GUTS PILL
 - 11** WET TOWEL

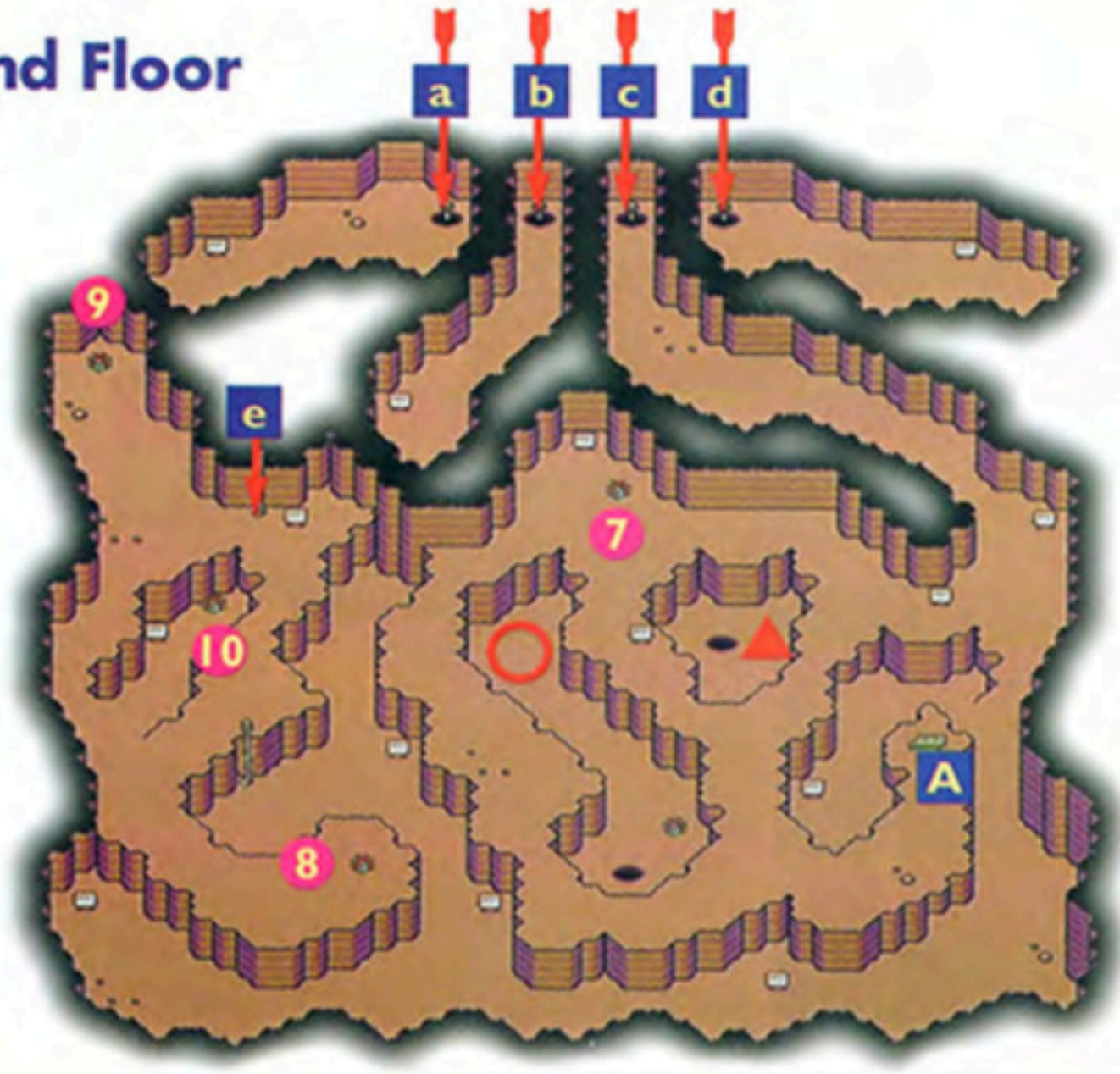


■ 1st Floor

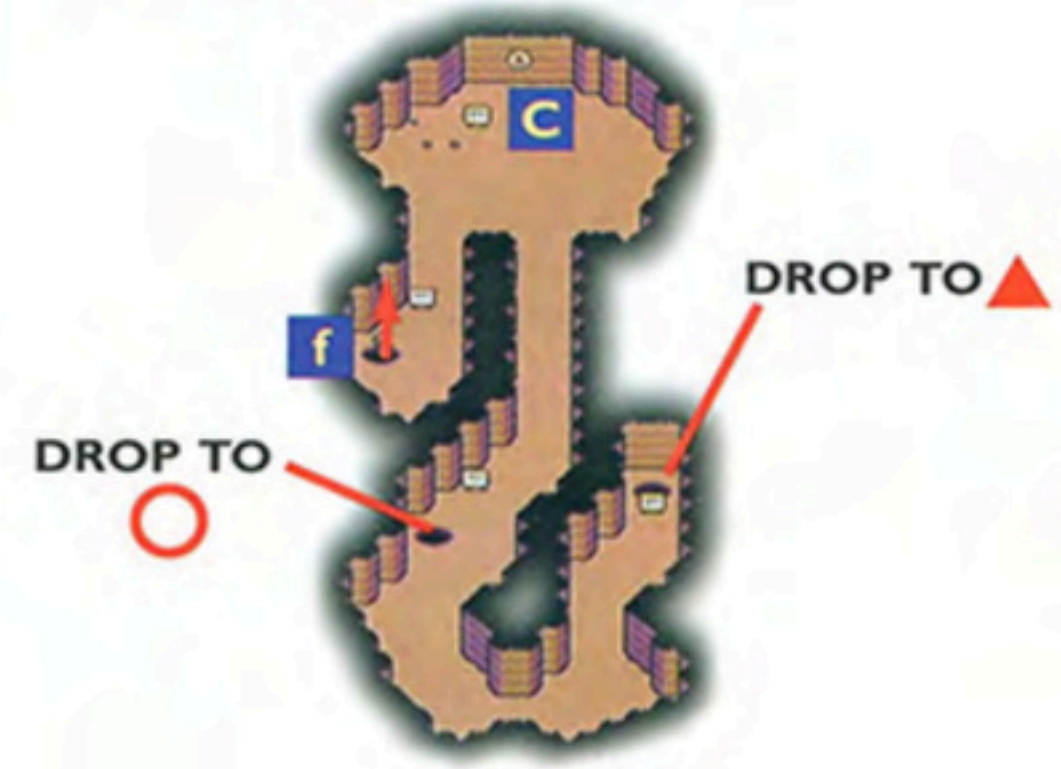


■ 3rd Floor

■ 2nd Floor



■ 4th Floor



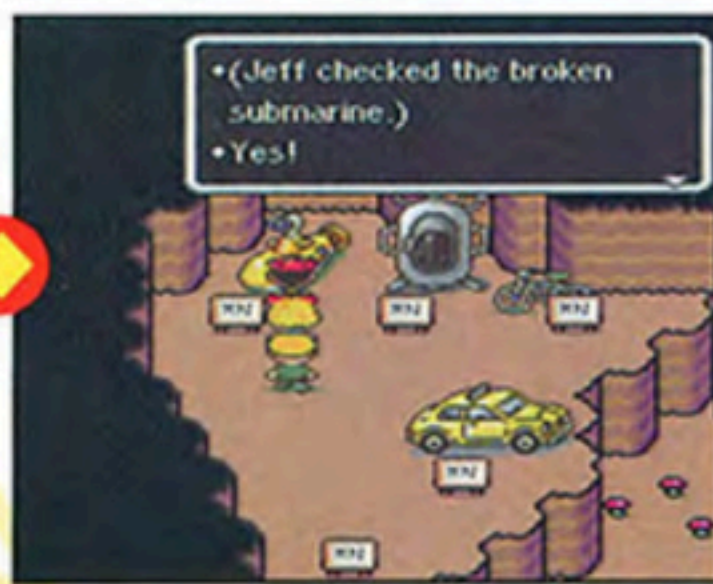
TRAPPED IN THE TREES

When you exit Brick Road, he'll offer to join your party. After all, he's just been hanging around in the desert waiting for some action. As you head south, you'll come to a couple of trees. If you try to walk through the trees, Brick Road will get stuck. Go ahead and leave him behind for now. If you continue to the tip of the continent, you'll meet a man who'll tell you that you need a submarine to cross the river. There's a regular used vehicle lot inside Brick Road. Perhaps you can find a sub there.




SEARCHING FOR A SUBMARINE

Go back inside Brick Road and return to the fourth floor. The hole that was blocked by a sign earlier will now be accessible. Drop through it and two more holes until you land on a plateau on the first floor. Walk around to the left to find the junk yard. Have Jeff fix the submarine (it's yellow!), then leave the dungeon again. Take the submarine back to the tip of the continent and prepare to dive.



WELCOME ABOARD THE YELLOW SUBMARINE

When you reach the port with the submarine, you'll automatically sail off for distant shores. You won't have control of the sub, so you can't get lost. It's a colorful journey, so sit back and enjoy the sights. When you arrive at your destination, you'll find a dark, dismal looking land that could definitely use some brightening up. It's a good thing that you have something in your backpack that can do just that.



ENEMIES

HOSTILE ELDER OAK



The walking woodwork with purple leaves certainly is hostile. Not one to stay rooted in one place, it will track you down to attack.

HP...609 / PP...76 / SPEED...14

OFFENSE...134 / DEFENSE...146

BIG PILE OF PUKE

The big, brown Barf is ever so offensive. One whiff of the malodorous mass can make you cry. Have herbs on hand when you fight.



HP...631 / PP...0 / SPEED...16

OFFENSE...120 / DEFENSE...158

MANLY FISH

The bug-eyed, slimy-scaled Manly Fish chucks a mean spear. He's better adapted to moving around in the water than you are.



HP...500 / PP...0 / SPEED...22

OFFENSE...83 / DEFENSE...114

MANLY FISH'S BROTHER

He's manly, he's mean and he watches his bro's back. When the two get together, you're in big trouble.



HP...526 / PP...210 / SPEED...24

OFFENSE...114 / DEFENSE...123

THE ONLY NEWS FOR MILES AROUND • See page 3 for the Native Animal of the Month.

DEEP DARKNESS POST

THE MOST PRIMITIVE PUBLICATION IN THE WORLD

HELICOPTER PILOT FEARED LOST IN DEEP DARKNESS JUNGLE

Rescue teams suspended a ground search today for a helicopter feared lost in Deep Darkness Jungle. Federal aviation authorities conclude that the aircraft lost power somewhere over the rain forest yesterday. Dense foliage and vicious animals are frustrating search experts. "If the gators haven't eaten him, the mosquitoes will," noted famous wilderness tracker Jon Whisler. The helicopter pilot's name has not been released pending the notification of family members.



HOSTAGES FREED FROM ALIEN BASE BENEATH STONEHENGE



Local authorities questioned famous inventor Apple Kid and an assortment of citizens after their release today from an alien stronghold beneath Stonehenge. Sources reveal that the

police were not aware of a hostage situation. "We're still getting the facts straight, so we have no comment at this time," Constable Geoff Rainville said in a recent interview. The investigation is expected to conclude tomorrow at a local donut shop.

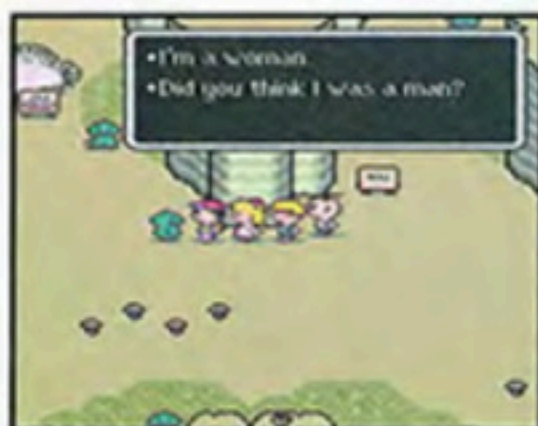
PRINCE POO TO DISPLAY SPECIAL WEAPON

Weapons experts and historians are flocking to Fourside to view the Sword of Kings, a rare relic recently unearthed by Prince Poo. The ancient blade is the first weapon ever used by the Prince. "It's a perfect weapon for him- I mean, a Sword of Kings for a budding prince. Can you think of anything better?" remarked medievalist Nancy Ramsey. The exhibit concludes tomorrow.



TENDA'S INHABITANTS BREAK THE BONDS OF SHYNESS!

Anthropologists and psychologists are researching a sudden behavioral change in the natives of Tenda, an isolated village located in the northwestern corner of the Deep Darkness jungle. "They used to be a shy tribe, but now they won't shut up," noted one anthropologist.



VILLAGERS DISCOVER TALKING ROCK

Sketchy reports from Tenda village reveal a talking rock in the caverns beneath Deep Darkness. Geologists remain skeptical, but television talk show hosts are requesting interviews with the monolith.



DEEP DARKNESS

Deep Darkness is the last frontier of civilization. Located on the edge of the largest jungle in the world, the simple village is run by primates and traders.

LIFE IS A MERE ADVENTURE...



Press your luck to its limit and embark on a Deep Darkness Jungle Tour. Expeditions depart daily and last until all participants are lost. For a limited time, guests receive a complimentary economy size bottle of dysentery pills! Take your life in your own hands today!

- Personal safety cannot be guaranteed.
- Life insurance and photocopy of will required.
- Award winning location of the World's Most Dangerous Tour.
- Special discounts for obnoxious people.

HIKE IN THE DARK

Some areas in Deep Darkness have never seen the light of day, and offer refuge for thousands of unrecorded animal species. Years of evolution have allowed many of these species the nocturnal vision essential for survival in the dark. A magical device is thought to exist that gives humans this ability.



FAST FACTS

- Population3,500
- Average Temperature...82 F
- Average Age48
- Annual Rainfall ...105 inches
- Mosquitoes4,000,603

MONKEY AROUND AT THE MONKEY'S INN

The Monkey's Inn is the last stop for adventurers and suicidal anthropologists. Out of respect for the soon-to-be-eaten, all customers are provided with free nightly lodging.



Stay at the Monkey's Inn— it's free!

Hill Myna Rarest Breed in the World

Ornithologists agree that the Talking Hill Myna of Deep Darkness is one of the rarest birds in the world. While there are over a hundred species of birds that mimic the sounds of their environment, the Deep Darkness Myna is the only creature in the world capable of sending and receiving transmissions from telecommunication satellites. This endangered species is threatened by the increase in calling circles and telemarketers.


WILD ANIMAL HUNTING!

NO GUNS NECESSARY! THE ANIMALS HUNT YOU!

Experience the thrill of the hunt from the other end of the barrel! Highly trained primates with high caliber assault rifles stalk you!

NATIONAL RIFLES FOR ANIMALS CO. LTD.





Deep Darkness

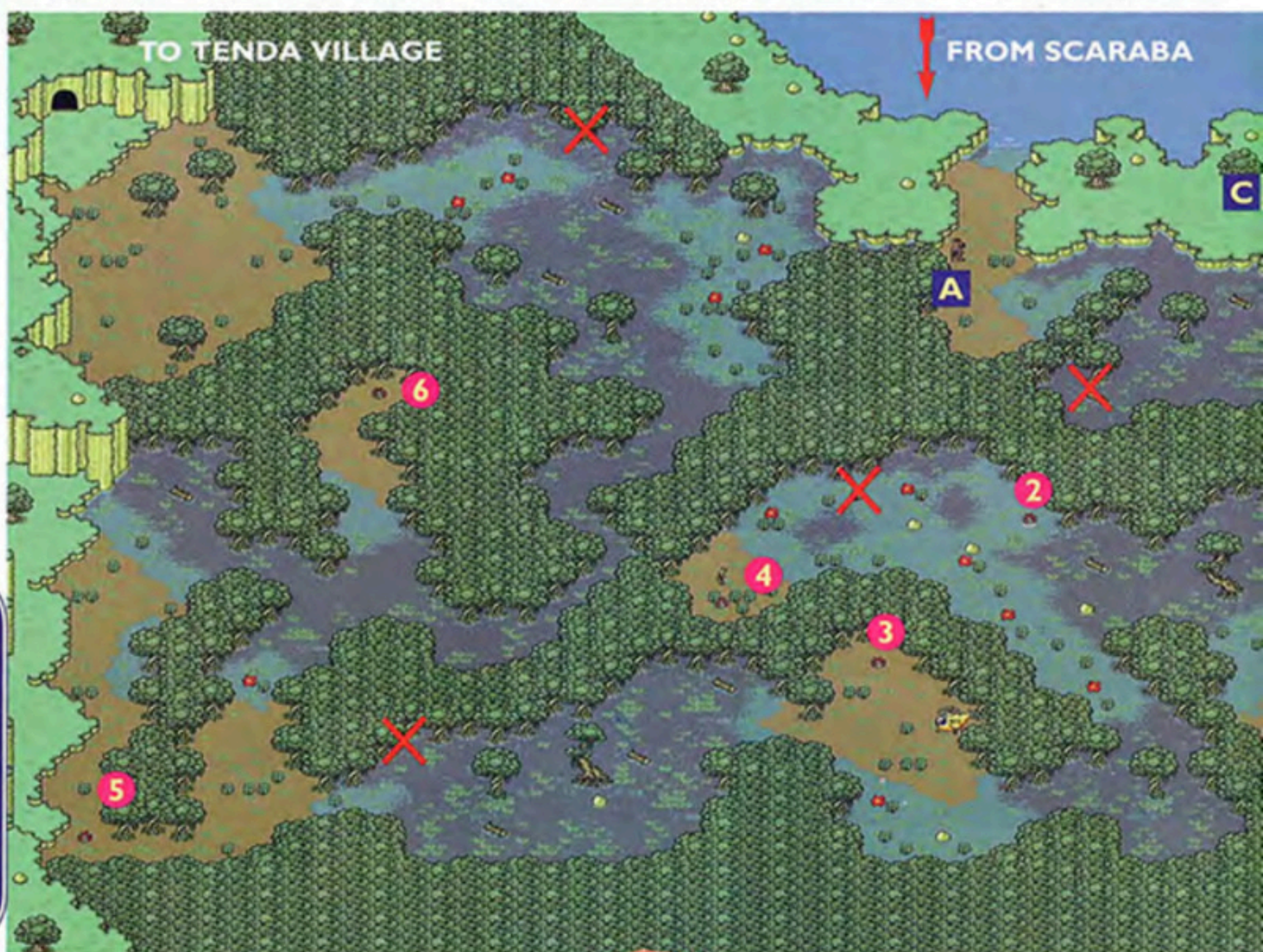
Deep Darkness is located in the heart of the world's rainforest. Few adventurers have returned from the perpetual night beneath the forest canopy. Ness must use the Hawk Eye to explore all of the dark region.

Jungle Key


- A** MONKEY'S INN
- B** TRADING COMPANY EMPLOYEE
- C** DOCTOR
- D** ATM
- E** SECRET WEAPON SHOP
- X** MAGIC TRUFFLES

GIFT BOXES


- 1** BANANA
- 2** BEEF JERKY
- 3** CUP OF LIFENOODLES
- 4** IQ CAPSULE
- 5** SOUVENIR COIN
- 6** ROCK CANDY



DON'T STAY IN OVER YOUR HEAD IN THE DEEP WATER

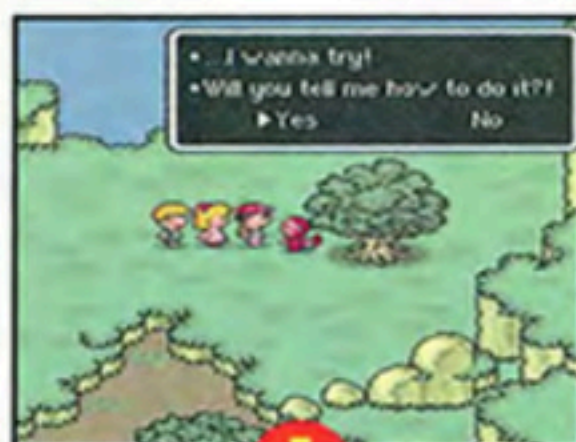


The Deep Darkness swamp is saturated with quicksand and deep water. Ness and the team will be damaged if they spend too much time beneath the surface, so try to remain in shallow water as much as possible. Replenish the party's hit points before each deep water journey.



TEACH THE MONKEY THE TECHNIQUE FOR TELEPORTATION!

A monkey in the village of Deep Darkness wants to learn how to teleport. When you teach the primate this skill, he will reward you with a valuable item called the Monkey's Love. When used in combat, the Monkey's Love calls out for help from the jungle. A tiny Monkey will arrive and assist the party for one round of combat.




USE THE HAWK EYE IN DEEP DARKNESS

Deep Darkness is a murky environment. Travelers frequently become lost in the perpetual night beneath the forest canopy. Use the Hawk Eye the party found at the Pyramid to lead the way through the blackness. Once used, the Hawk Eye disappears, but the magic of the device lasts forever.



THE BELCH IS BACK!

Master Belch is back to challenge the party again! Peeeeeyouuuuu! He smells worse than he did when you first caught a whiff of him behind the waterfall at Saturn Village. Belch now calls himself "BARF", but you can just call him "dead meat." Squash this slimy fiend for good.



WILDERNESS TRADER

Diamond Band \$5,198
 Charm Coin \$3,000
 Secret Herb \$380
 Beef Jerky \$70
 Cup of Noodles \$98
 Protein Drink \$38
 Bottle of DX Water \$198

DEEP DARKNESS SECRET WEAPON SHOP

Combat Yo Yo\$1,148
 Super Bomb\$399
 Multi-Bottle Rocket\$2,139
 Rust Promoter DX \$289

USE THE PIGGY NOSE AND SEE WHAT TURNS UP!

The Piggy Nose might look funny, but it serves a vital purpose in Deep Darkness. Use the Piggy Nose to find Magic Truffles hidden throughout the Deep Darkness wilderness. Magic Truffles are rare and valuable delicacies that refill about 80 PSI points when consumed.



TRAVEL STEPS

The journey to obtain the seventh Melody is a long and complicated process. Ness and the party must overcome a variety of tricky obstacles and opponents. The following steps listed below help you determine what to do next.

Get the Hawk Eye at the Pyramid



Say goodbye to Poo



Visit Brick Road's New Dungeon



Defeat Master Barf



Say hello to Poo



Visit Tenda Village



Take a call from Apple Kid



Visit Dr. Andonut's Lab



Pick up the Eraser Eraser



Defeat Starman Deluxe and save Apple Kid



Check out the "Overcoming Shyness" Book



Revisit Tenda Village



Give the Book to the Tenda Elder



Beat Electro Specter



Get the Seventh Melody

DEEP DARKNESS Tenda Village

Tucked in an isolated corner of Deep Darkness Swamp, Tenda village is teeming with cute blue Tendites. Unfortunately, all but one is too shy to speak. Use the phone to save your game and touch base with home. The party won't be able to buy any items unless the Tendites gain the courage to speak.



GIFT BOX
I DEATH RAY



Map Key

- A** TELEPHONE
- B** HOT SPRING
- C** CHIEF
- D** HOT SPRING
- E** TALKATIVE TENDITE
- F** BIG ROCK




TOO-SHY GUYS!

All of the occupants of the village seem too shy to approach the party. There is one brave Tendite - look for him in the lower left corner of the village near a boulder. He provides the party with some valuable information. There is a rumor of a book called "Overcoming Shyness." Where is it?



A DEAD END?

A large boulder blocks the party's access to the underground. The boulder has been moved over the opening to protect the village from danger. Only one villager can move the boulder, but he's too shy to show off his brute strength. Perhaps there is another way. Exit the village and look for a sign.



WHAT HAPPENED TO APPLE KID?

GET BACK TO WINTERS A.S.A.P.!

Apple Kid is hard at work on the Eraser Eraser Machine in Dr. Andonut's lab in Winters. While reporting his findings, he is interrupted by some

mysterious intruder. Something has happened! Orange Kid later informs the party that Apple Kid has the book on overcoming shyness. Ness and the gang must rescue Apple Kid!







WHERE IS APPLE KID?

Aside from Apple Kid's pet mouse, Dr. Andonut's lab is empty. The neat lines of test tubes and tools give little indication that a struggle took place here. It's as if Apple Kid vanished in thin air—the kind of thing you read about in those UFO abduction stories. Talk to the pet mouse and explore the lab for clues.



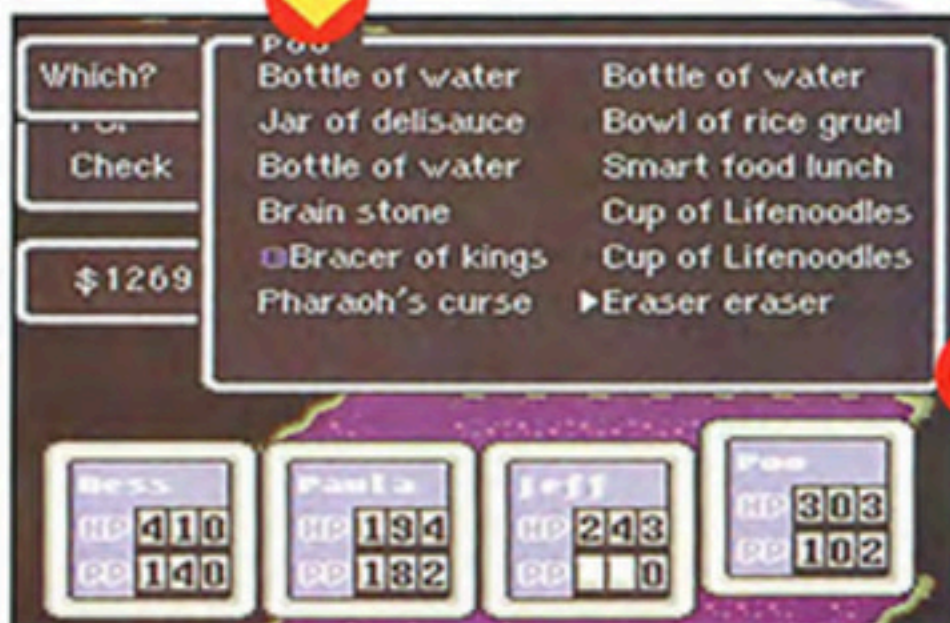
GO TO STONEHENGE!

You've been here before, but now the hole in the center of Stonehenge is open. The party can venture underground, but they won't get far. A large iron eraser blocks the passage into this region. Perhaps the mouse at Dr. Andonut's lab knows how to get around it.



USE THE ERASER ERASER TO GET IN

Apple Kid's mouse knows about all the latest experiments. Good thing Ness knows how to communicate with animals. Talk to the rodent and pick up the Eraser Eraser Machine. The unusual device removes the iron obstruction below Stonehenge.



ENEMIES

MASTER BARF

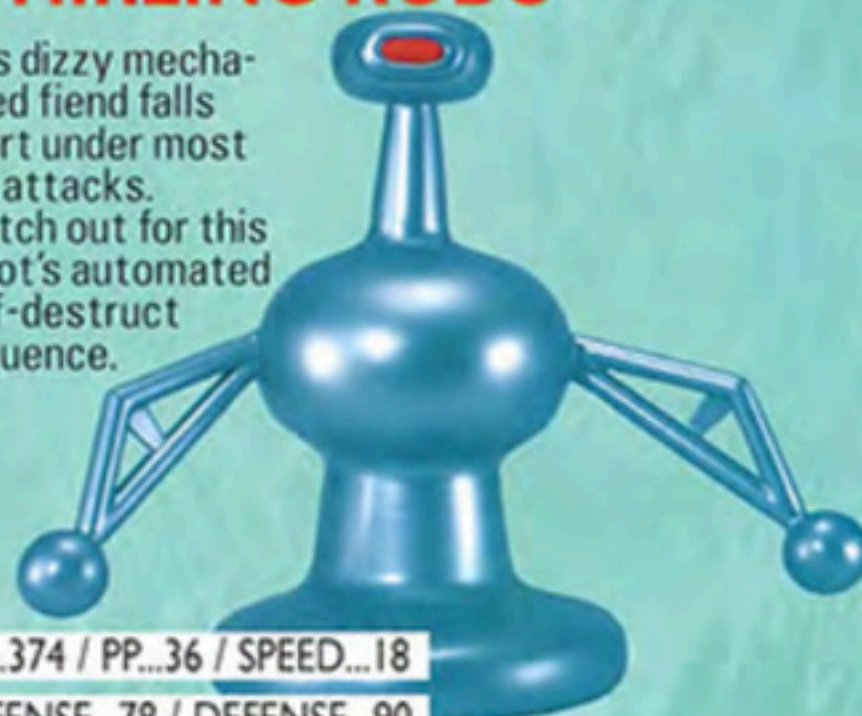
The master of regurgitation has returned for a second battle. Master Belch has more hit points, so he'll be tougher than ever.



HP...1319 / PP...0 / SPEED...24
OFFENSE...136 / DEFENSE...177

WHIRLING ROBO

This dizzy mechanized fiend falls apart under most PSI attacks. Watch out for this robot's automated self-destruct sequence.



HP...374 / PP...36 / SPEED...18
OFFENSE...78 / DEFENSE...90

MILITARY OCTOBOT

The Blue Octopus is a rare but deadly opponent. Don't let this vile mechanized creature get his tentacles on you. Use the PSI Freeze attack and turn this monster into scrap metal sushi.



HP...604 / PP...0 / SPEED...26
OFFENSE...138 / DEFENSE...147

LESSER MOOK

The Lesser Mook is one of the few organic occupants of the Stonehenge compound. This beast is neutralized by most PSI attacks and should be nothing more than a minor nuisance for the party.

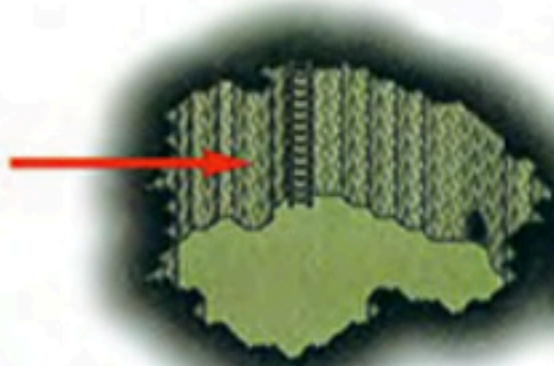


HP...401 / PP...190 / SPEED...17
OFFENSE...76 / DEFENSE...102




FROM STONEHENGE

Stonehenge Base




The hole in the center of Stonehenge leads to unearthly surroundings. Purple corridors pulse with a strange glow. Watch out for the Starmen that warp into the middle of your party. The defective lighting in the lower regions of the maze is confusing. Use this map to make your way through all of the corridors.



GIFT BOXES

- 1 SPICY JERKY
- 2 CUP OF LIFENOODLES
- 3 GUTS CAPSULE
- 4 BROKEN HARMONICA



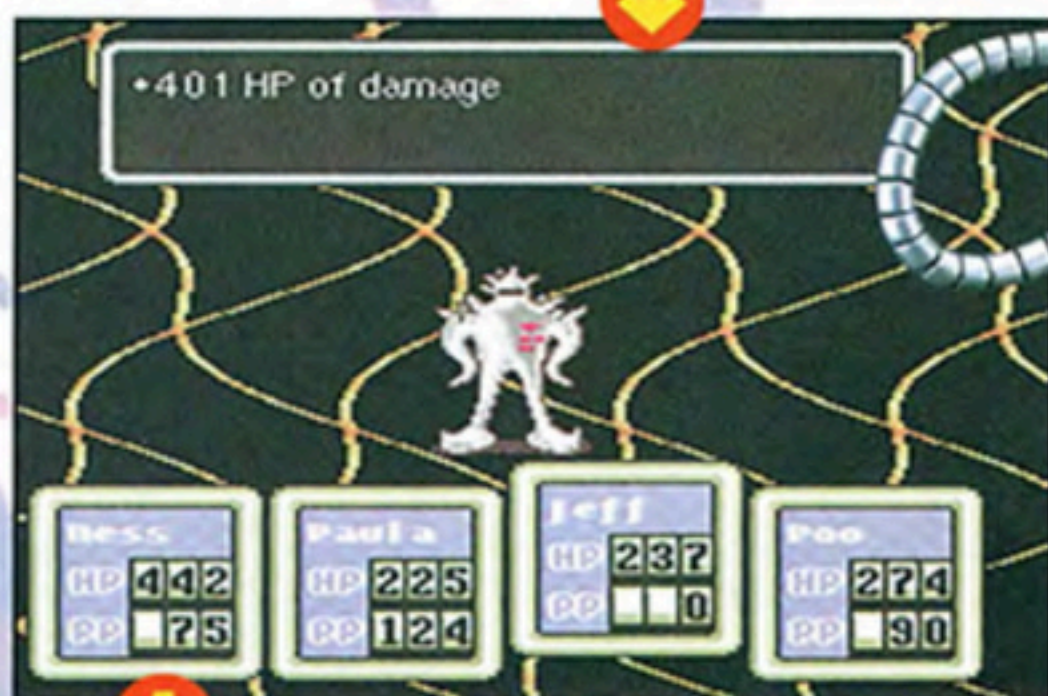
STARMAN SUPER HAS THE SWORD OF KINGS

The Sword of Kings can sometimes be found in the hands of a gold plated Starman Super. This blade is the only weapon Prince Poo can equip in the entire game. The odds of winning the Sword of Kings are about one in 128, but fighting him over and over is a great method for building up character levels. If you can't stand the suspense, use Jeff's SPY command to peek at each Starman Super.

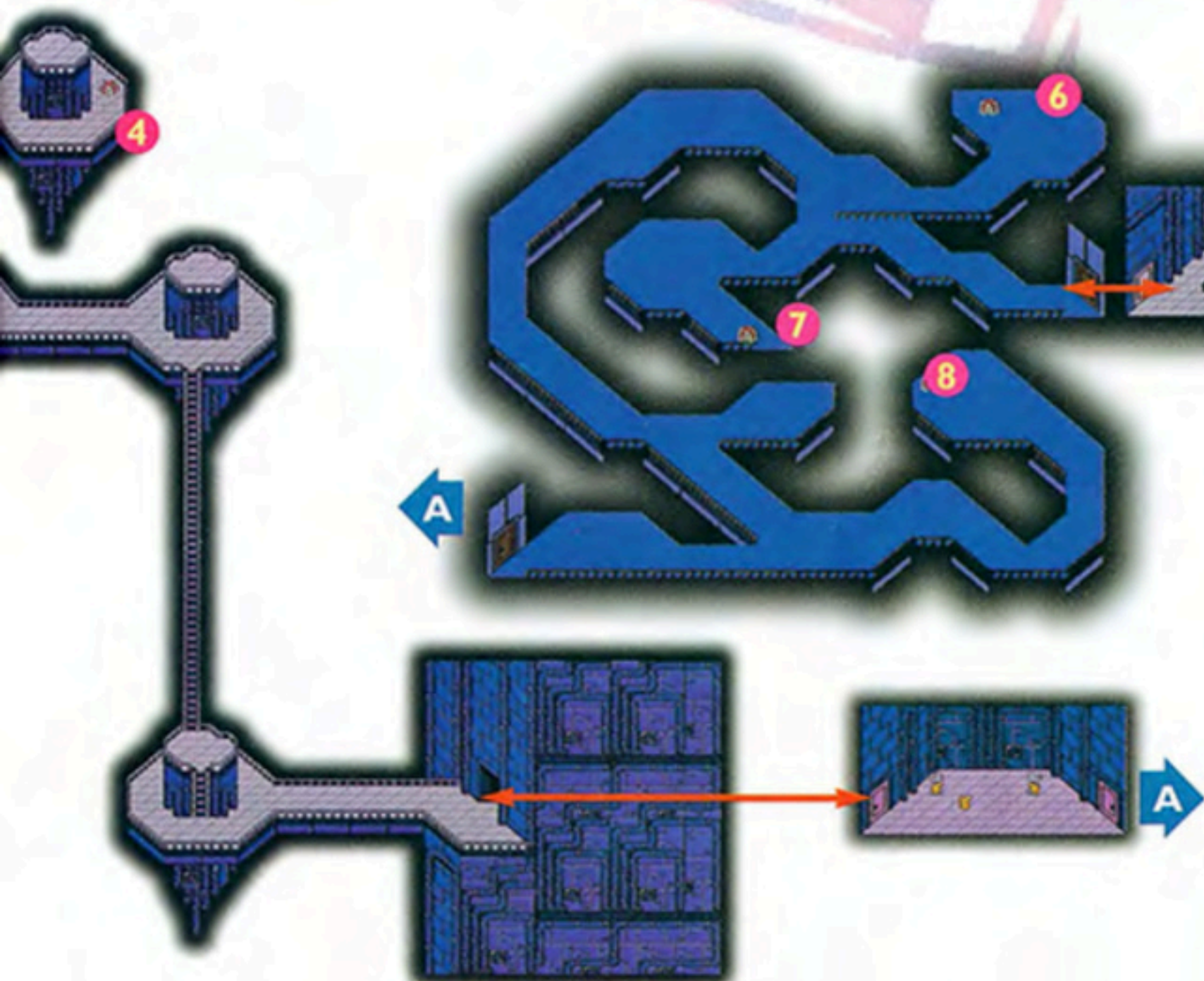


RESCUE THE KIDNAPPED PEOPLE!

The Apple Kid and innocent citizens are trapped inside alien test tubes! Tony, Jeff's best friend, is here, too. What sort of horrible experiment is being conducted by Giygas? The only way to release them is by defeating Starman Deluxe in the room to the right. Once freed, Apple Kid tells you that he returned the book about shyness to the library, and Dr. Andonuts begins work on the Phase Distorter.



- 5 PSI CAMEL
- 6 SPEED CAPSULE
- 7 PIXIE'S BRACELET
- 8 BROKEN TRUMPET



ENEMIES

STARMAN

The Starman often warps into the middle of the party to attack. This robot is the primary sentry in the Stonehenge base. Watch out for his beam weapon and PSI magnet attacks.

HP...545 / PP...155 / SPEED...24
OFFENSE...103 / DEFENSE...126



ATOMIC POWER ROBOT



The Atomic Power Robot is an early prototype of the Starman series. These robots will continue to function until they melt down.

HP...594 / PP...0 / SPEED...25
OFFENSE...119 / DEFENSE...133

MOOK SENIOR

Mook Seniors are one of the few carbon-based creatures that inhabit the alien Stonehenge Base. Use Hypnosis or PSI Fire to neutralize this adversary.

HP...501 / PP...700 / SPEED...25
OFFENSE...108 / DEFENSE...122



STARMAN DELUXE

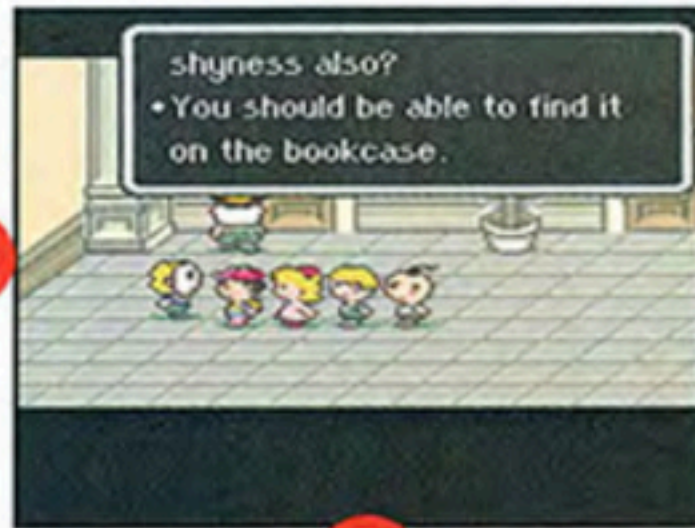
Starman Deluxe is a new Starman prototype. Because of the extensive time and research devoted to the development of this robot, only one Starman Deluxe exists. Watch out for the enhanced beam weapon this opponent carries.

HP...1,400 / PP...418 / SPEED...27
OFFENSE...143 / DEFENSE...186



CHECK OUT THE ONETT LIBRARY

When rescued, the Apple Kid explains that he returned the "Overcoming Shyness" book to the Onett Library. Talk to the person wearing the mask in the library lobby, then scour all of the bookshelves. As with most lost items, you'll probably find the book in the last place you look. Once the party has the manual, teleport back to Tenda Village.



BACK TO TENDA VILLAGE

When Ness returns to the Village of Tenda, he gives the book "Overcoming Shyness" to the chief. Tendites all look the same, but Ness recognizes that the Village elder carries a long, bent staff. The village leader asks the party to relax as he reads the book aloud to all the village inhabitants. Just holding on to the book makes the leader feel as if he can overcome his shyness. To show his gratitude, the leader of Tenda provides the party with a sample of stinky Tendakraut.



Lumine Hall

The Lumine Hall is a short series of twisting corridors that separate the Village of Tenda from the Lost Underworld. A wide assortment of valuable items has been discarded or lost by previous expeditions to the underworld. Explore all of the passages as you guide Ness and the party to their battle with Electro Specter.

GIFT BOXES

- | | |
|----------------------|----------------------|
| 1 LUCK CAPSULE | 6 BOTTLE OF DX WATER |
| 2 CUP OF LIFENOODLES | 7 IQ CAPSULE |
| 3 RABBIT'S FOOT | 8 SUPER BOMB |
| 4 DIADEM OF KINGS | 9 ROCK CANDY |
| 5 SPICY JERKY | |

TO THE LOST UNDERWORLD SHINING SPOT



TO TENDA VILLAGE




ONE VILLAGER CAN MOVE THE STONE

The inhabitants of Tenda discover a large underground area beneath their village. Because of their timid nature, the villagers elect to block passage to the Lost Underworld with a massive stone. Only the strongest Tendite can move the boulder that seals the Village of Tenda from the Lost Underworld.



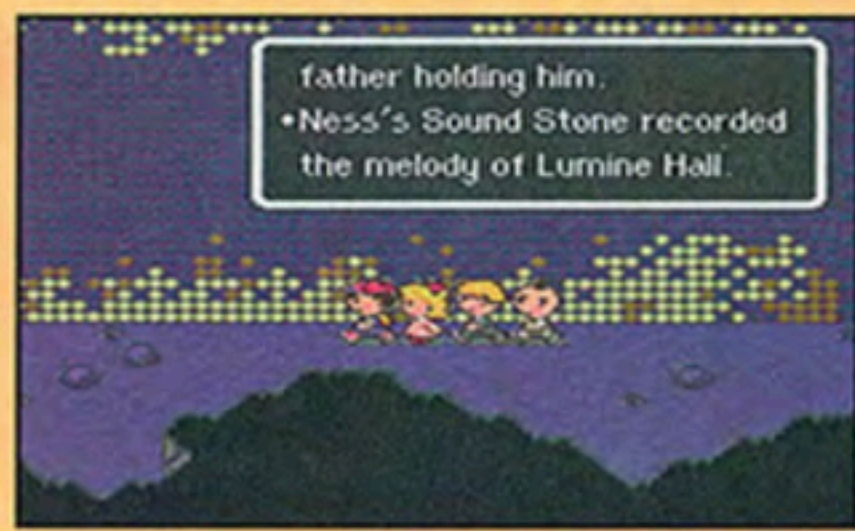
SHINING SPOT

Hiding inside the Shining Spot of the Lumine Hall is the Electro Specter, a sinister combination of energy and molten metal. Use the PSI Shield to defend against his lethal attacks. Jeff's Counter-PSI unit is effective here. Defeating Electro Specter provides the party with access to the Lost Underworld.



SEVENTH SOUND STONE

Defeating Electro Specter in the Shining Spot bestows the Seventh melody upon the party. Only one melody remains. Although Electro Specter is vanquished, danger still lurks in the shadows of the Lumine Hall. Use Goods or PSI energy to replenish the party's hit points.



JOURNEY TO THE LOST UNDERWORLD

There is a hole in the upper left corner of Electro Specter's lair. Where does it lead? What has come of the dinosaurs the occupants of Tenda mentioned? The journey underground is far from over. Check the party's inventory of supplies and take a leap of faith.



ENEMIES

STARMAN SUPER

This gold plated robot is an enhanced version of the original Starman. It employs a lethal combination of beam and PSI magnet attacks. There is a one in 128 chance that the Starman Super carries the Sword of Kings. The Starman Super carries a transmitter and can call for assistance.



HP...568 / PP...310 / SPEED...24
OFFENSE...112 / DEFENSE...129

HYPER SPINNING ROBOT

Scientists and engineers believe the Hyper Spinning Robot is constructed from parts of discarded record players. This dizzy robot is vulnerable to extreme cold.



HP...553 / PP...83 / SPEED...28
OFFENSE...122 / DEFENSE...130

FOBBY

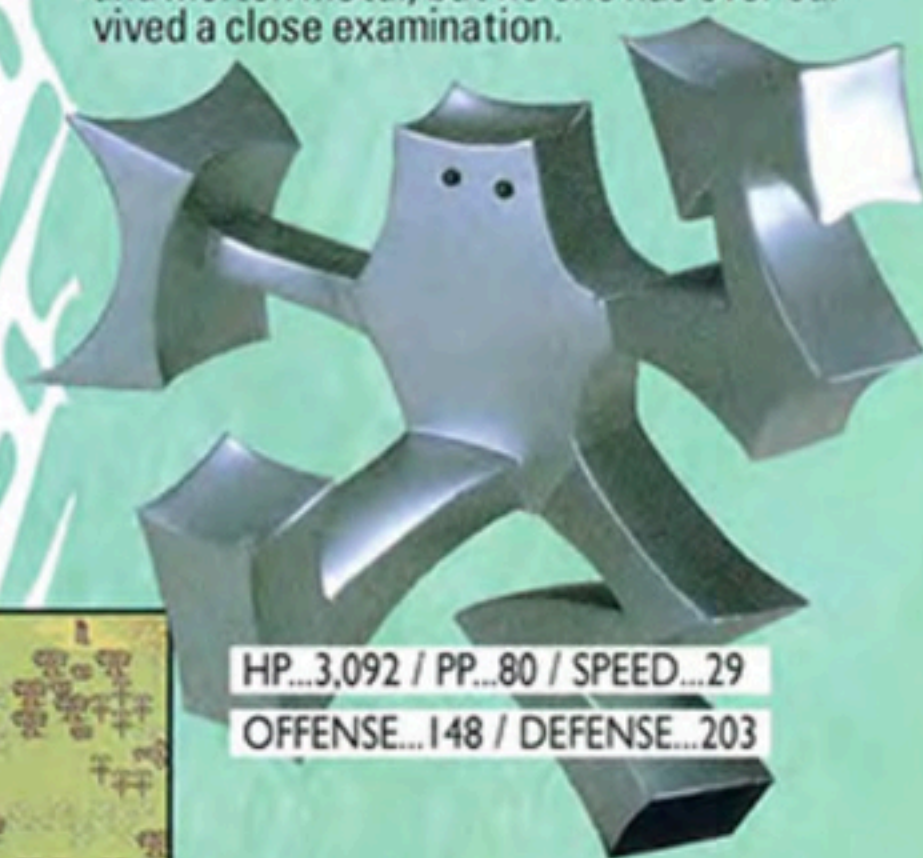
While Fobby is one of the weakest foes, he is capable of discharging a deadly Brain Shock attack.



HP...240 / PP...19 / SPEED...5
OFFENSE...98 / DEFENSE...84

ELECTRO SPECTER

The Electro Specter is composed of elements never before seen on Earth. Scientists speculate that the Electro Specter is a lethal combination of energy and molten metal, but no one has ever survived a close examination.



HP...3,092 / PP...80 / SPEED...29
OFFENSE...148 / DEFENSE...203

LOST UNDERWORLD NEWS

JULY 24 199X FRIDAY VOLUME 7 NO. 2

UNDERGROUND TOURS, INC.



KRAKEN RETURNS

After a lengthy departure from the Sea of Eden, the notorious Kraken has returned from parts unknown. The sea serpent, known as the terror of the Lost Underworld, seeks out all who venture into its domain. If you are quick, however, you can swim circles around the beast and escape from becoming its lunch.

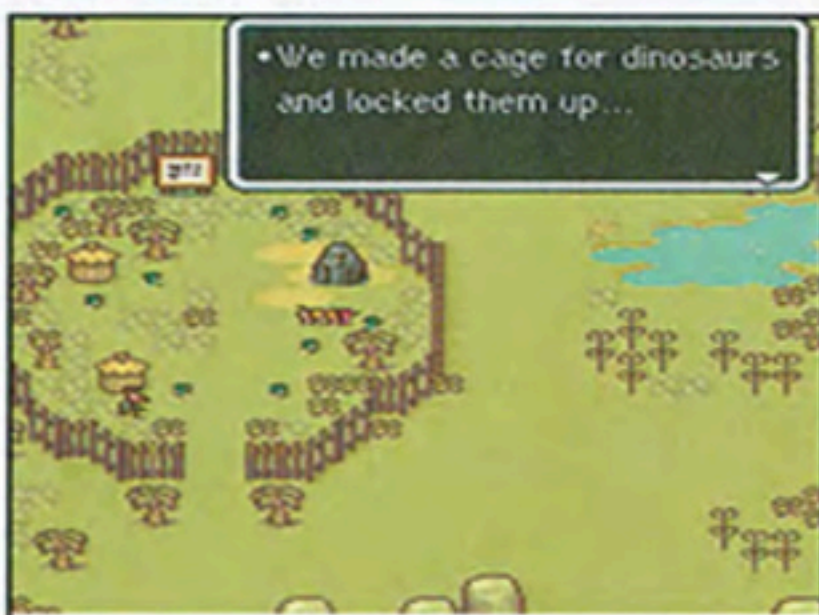


DINOSAURS IN THE DEEP

According to the shy people of Tenda Village, dinosaurs appeared from a hole in the ground recently. They covered up the hole with a rock to keep the giant, cretaceous beasts at bay, but the threat to the welfare of the village remains. The search is already on for a brave adventurer to enter the Lost Underworld and seek out the second Tenda Village.

JURASSIC JAIL

The people of the Underworld Tenda Village greeted travelers from the surface and explained how the dinosaurs are kept in a giant cave outside the village. They proudly showed off their talkative stone in spite of the fact that no one can understand what it means when it talks about Shining Spots and the Fire Spring.



FIRE SPRINGS WARP ZONE RUMORED!

New rumors of a Warp Zone at the top of the Fire Springs region of the Lost Underworld resurfaced today when Ness and his companions entered the village and spoke to the talkative stone. The adventurers set off at once to the southwest to discover the truth of this age-old mystery.



THE REVELATION OF LUMINE HALL

World hero and adventurer, Ness, received a shock today when exploring the maze of the Lost Underworld. He and his companions wandered into Lumine Hall where his thoughts and fears appeared on the wall for all to read. It appears that much of what is happening in his galactic struggle against the invading Gygas is taking place in his own mind.



LOST UNDERWORLD

Travelers who venture into the vast Lost Underworld deep in the planet's crust will find a land that time forgot. Here, dinosaurs roam the open plains, their steps shaking the ground like earthquakes. A tribe of talkative Tendites came here long ago to get away from their shy brothers and sisters. You'll find a welcome greeting here, but watch your pocket-book.

MYSTERIOUS SPEAKING STONE

The large stone in the Tenda village speaks when spoken to. It often foretells the destinies of those who engage it in conversation. If you go to the village, don't miss this amazing phenomenon.



FAST FACTS

- Population.....503
- Dinosaurs.....17
- Average Temperature...84F
- Hot Springs.....3



THE GEYSERS

The primitive plains of the Lost Underworld have been pocked with several hot springs that rejuvenate anyone who waits for their gushing waters. Some visitors complain that they have to wait too long, but others maintain that it is worth it to have their energy restored.

Tenda Village Underground

The inhabitants of the Tenda Village in the Lost Underworld have lived here only a short time, but they have already established themselves with an inn and shopping facilities. Business in the Tenda Village, however, may not take the usual form. Buyers should beware, but they should also look for special products like the Horn of Life.



DINOSAUR WATCHING

Have you ever dreamed of coming face to knee with a real live dinosaur? If you have--and who hasn't--come to Tenda Village in the Lost Underworld.

- One, or three day-safari package
- Parties of up to four
- Free dino food
- Binoculars not necessary

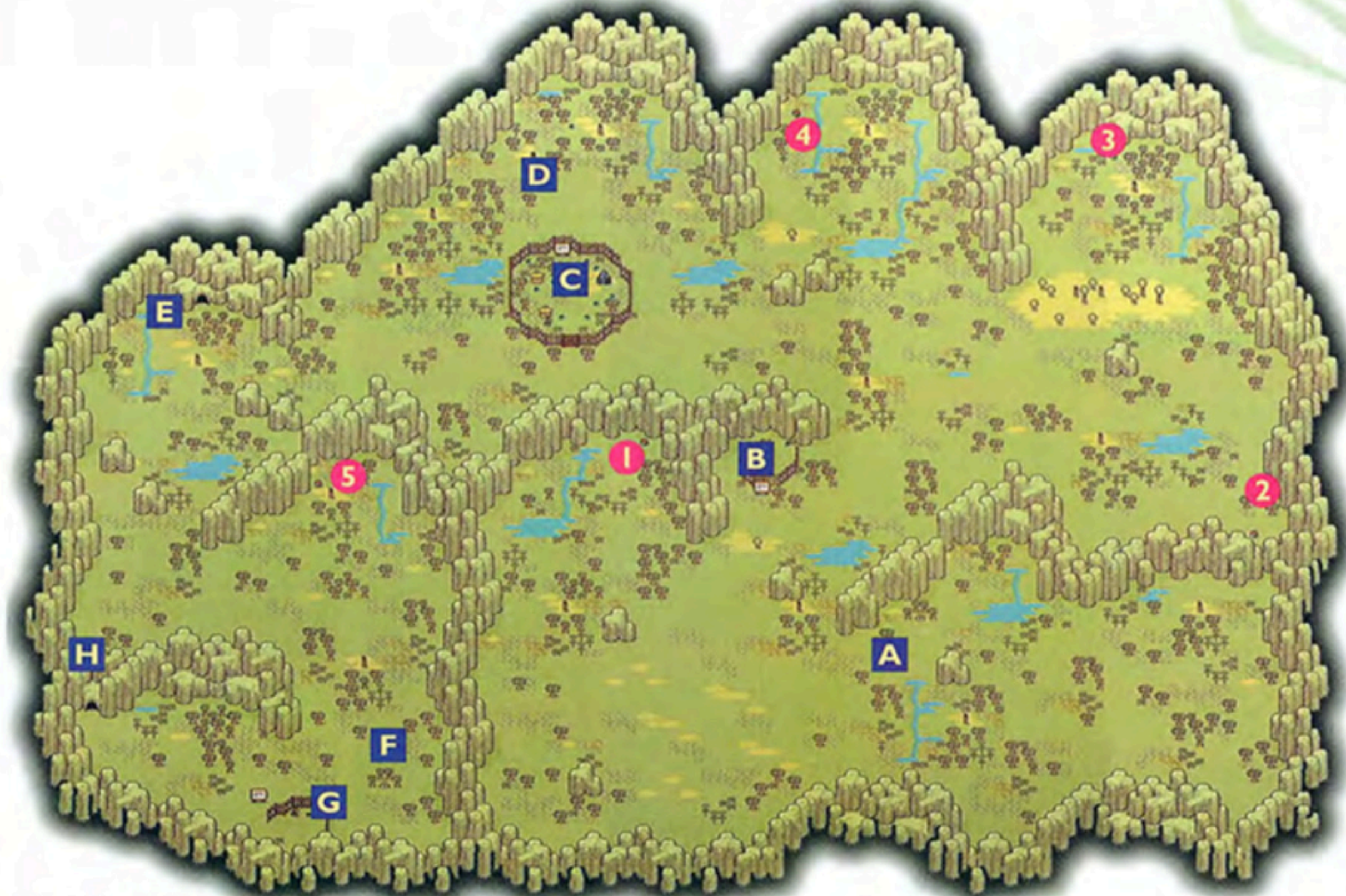
SPECIAL RATE
3 DAYS & 2 NIGHTS
\$198

FIVE-STAR ACCOMMODATIONS, FOOD AND EXCITEMENT



Lost Underworld

Beyond the disturbing revelations of Lumine Hall in the catacombs below the Tenda Village, you'll find a deep well. When you step into this well, you will tumble into a lost world where fire springs pour lava into rivers and dinosaurs rock the earth.



Map Key

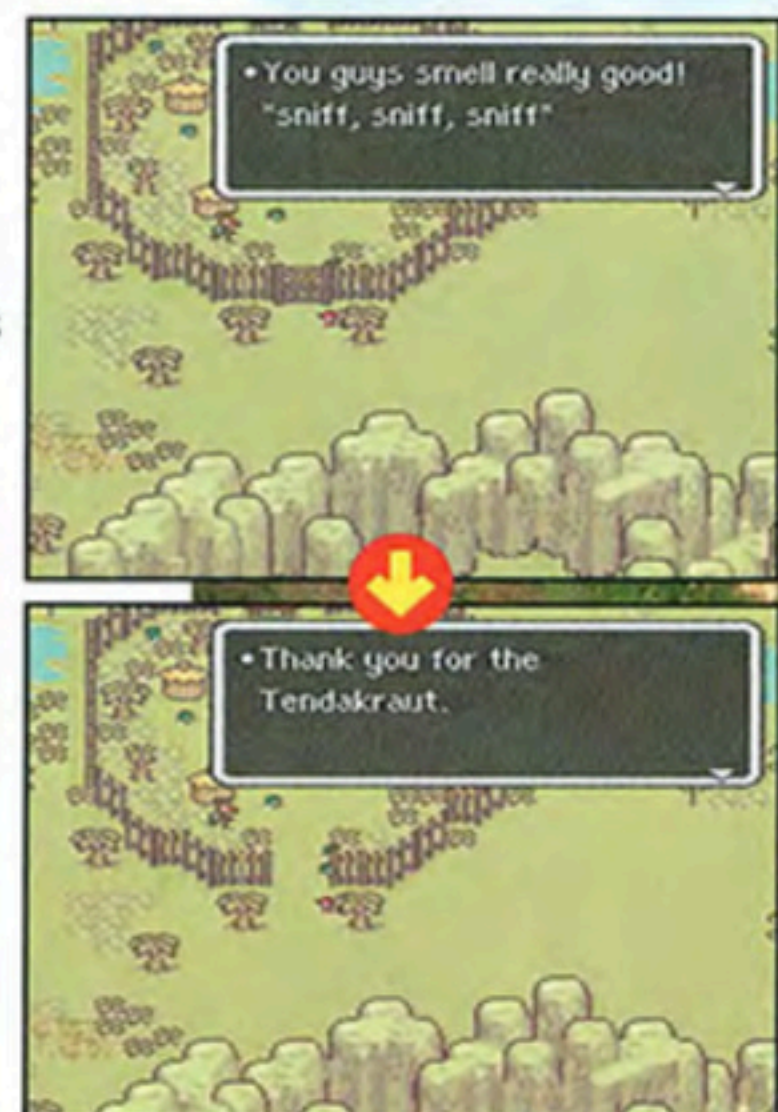
- A** BLUE GEYSER
- B** REFUGE
- C** TENDA VILLAGE UNDERGROUND
- D** RED GEYSER
- E** WEST CAVE
- F** BLUE GEYSER
- G** REFUGE
- H** FIRE SPRING

TENDAKRAUT

One of the favorite foods of all Tenda people is the yummy tendakraut. If you received some of this dish in the first Tenda Village by curing the people's shyness, you can enter this Underworld Village. In fact, the smell of tendakraut will ensure that you gain entrance to the town.

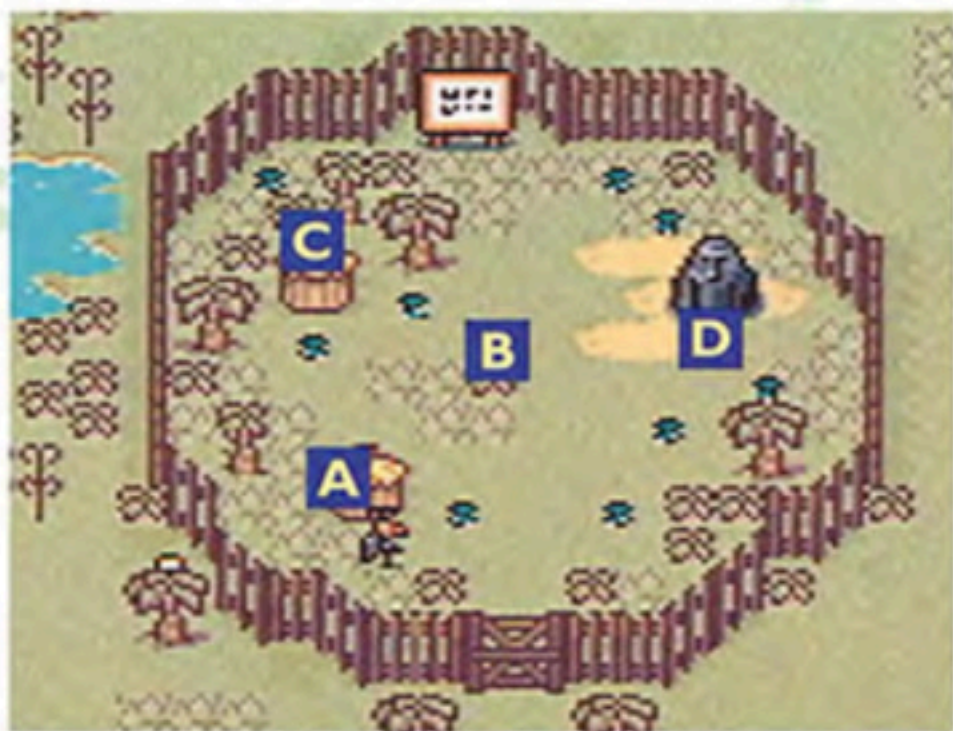
GIFT BOXES

- 1** BRAIN FOOD LUNCH
- 2** HORN OF LIFE
- 3** GUTS CAPSULE
- 4** SEA PENDANT
- 5** CLOAK OF KINGS



Tenda Village II

To reach the Lost Underground and the second Tenda Village, you must first cure the surface-dwelling Tenda of their shyness. Return to Onett's library and fetch the Overcoming Shyness book. The once-shy Tenda will now open the passage to the prehistoric world below.



Map Key

- A** INN
- B** GROCERY

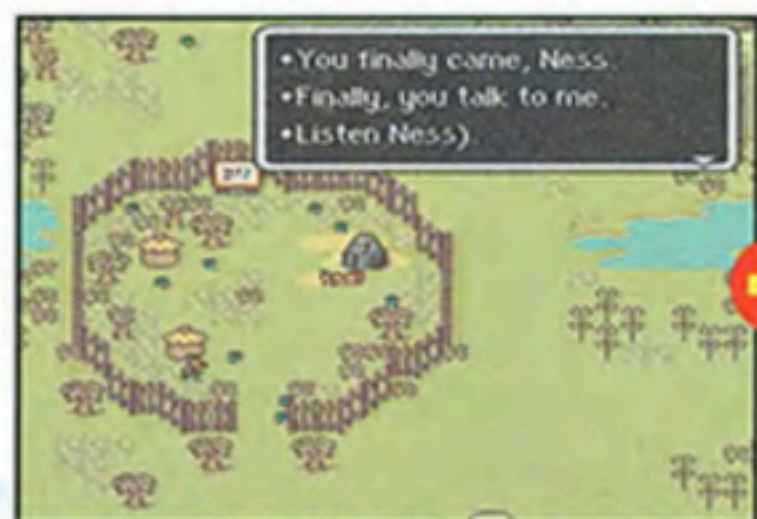
JURASSIC GROCERY

- ULTIMATE BAT\$2,298
- HOLY FRY PAN\$3,480
- SHINY COIN\$4,000
- HORN OF LIFE\$1,780
- MAMMOTH BURGER\$98
- LUXURY JERKY\$210
- DX WATER\$198

- C** ATM
- D** TALKING ROCK

TALK TO THE ROCK

The massive carved stone in the second Tenda village has an important message for Ness. It doesn't matter that the local people have no idea what the stone is talking about. The stone will reveal that you have now collected seven of the eight special melodies and that the final melody lies to the southwest in the cave of the Fire Springs. This, says the rock, is your destiny.



GOOD GEYSERS

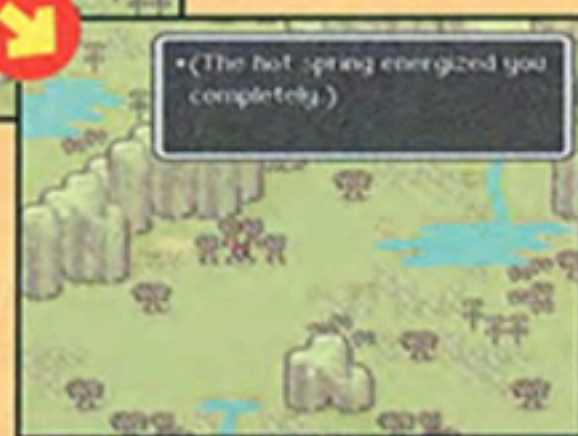

Although most geysers have a reputation for smelling like rotten eggs and scalding unwary visitors with their steaming waters, the geysers in the Lost Underworld are known for their healing qualities. You must wait beside the small opening until an earthquake shakes the land. Shortly thereafter the geyser will spurt, carrying you and your friends for a wet ride. The Blue Geyser recovers HP and PP while the Red Geyser recovers only HP.



RECOVERS HP AND PP



TREATS CONDITION



FINAL BATTLE

The end of the adventure draws nigh, but you still have a difficult road to travel. If you want to tread the final path alone, ignore the steps listed below. Otherwise, learn the secrets that lie ahead.

Drop into the Lost Underworld



Go to Tenda Village



Got to Fire Springs



Battle Carbon Dog and Diamond Dog



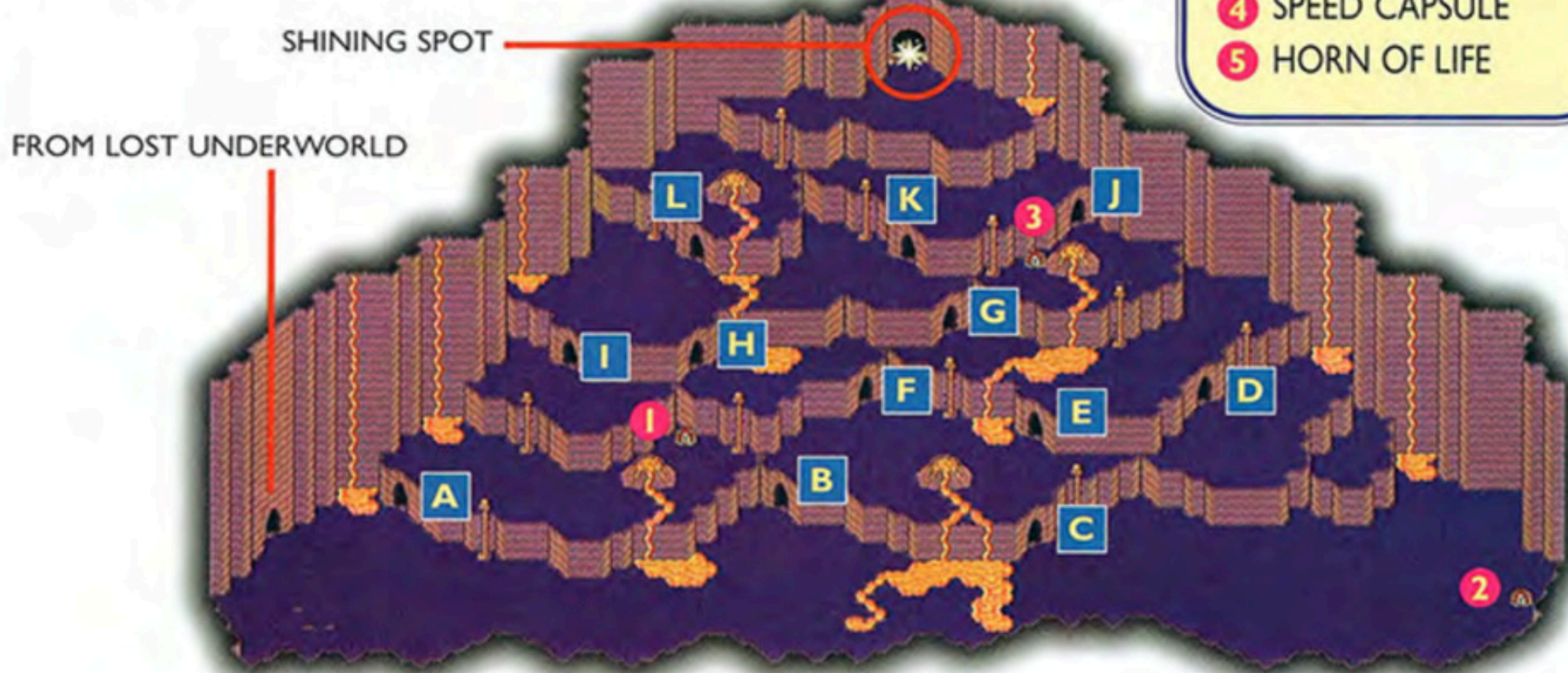
Collect Final Melody

The Fire Spring

Those who enter the Fire Spring would do well to prepare for meeting Soul Consuming Flames, Evil Elementals, Psychic Psychos and other hot-tempered foes. If one of your party can use powerful Freeze powers, all the better. Work your way up the Fire Springs using rope ladders and tunnel passages. The Shining Spot at the top contains the dual presence of Carbon Dog and Diamond Dog. One of the toughest battles you'll ever face lies ahead.

GIFT BOXES

- 1 BAG OF DRAGONITE
- 2 CHERUB'S BAND
- 3 MOON BEAM GUN
- 4 SPEED CAPSULE
- 5 HORN OF LIFE



SHINING SPOT

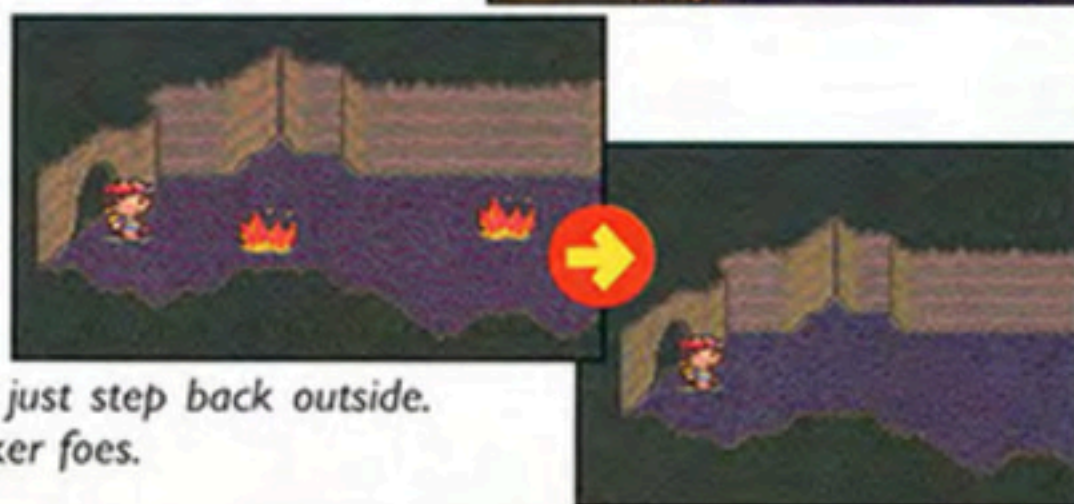
You can reach the Shining Spot quickest by taking the right-hand route from the lowest terrace of the Fire Spring. Then, work your way back toward the left and always up. At the Shining Spot, you'll find the Carbon Dog waiting for you with bared fangs. Use your strongest Freeze PSI power on the canine of coal. You'll have to battle

Diamond Dog following Carbon Dog. This hardened hound knows no fear and has no real weakness. You'll have to attack with everything you've got. Jeff's Multi-Bottle Rockets are your best weapon.



EVASIVE TACTICS

Whenever you pop into a cave or chamber containing enemies, those enemies will move toward you to attack. The number of enemies in the room, however, may vary. Poke your head inside a door to see how many enemies, and what types of enemies are waiting for you. If it looks too difficult, just step back outside. Keep looking in until you find fewer or weaker foes.



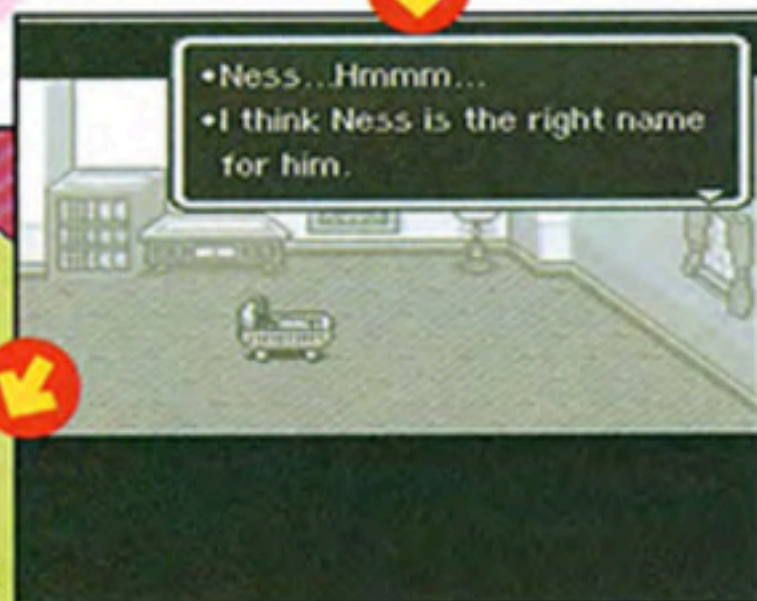
MELODY OF FIRE

Following the battle with Diamond Dog, you'll not want to miss what lies beyond the entrance to the Fire Spring. Push on to the final sanctuary area where you'll find a fiery fountain of lava and the last of the eight songs, which can be recorded on the Sound Stone. You may also encounter strange memories over which you have no control.



INSIDE NESS

The memories that flood in on you after the Fire Spring appear in black and white. For a time you hike along the path, a music box melody playing over and over in the misty scene, leading you on. You are younger, now, a child returning home to an empty house where you find a rocking cradle with yourself as an infant inside. You'll listen to your parents cooing over you and you'll exhibit your first PSI powers. Suddenly, the memory changes and you are swept off to the bizarre realm of Magicant.



ENEMIES

WETNOSAUR



You won't find the Wetnosaur as often as the Chomposaur, which is unfortunate since it is easier to defeat. A touch of PSI Fire should dry it up.

HP...1,030 / PP...0 / SPEED...17

OFFENSE...126 / DEFENSE...172

EGO ORB

The Ego Orb won't be able to weather an attack from Poo and Paula using the PSI Freeze power. It will crack up.



HP...592 / PP...0 / SPEED...17

OFFENSE...125 / DEFENSE...140

CHOMPOSAUR

The voracious Chomposaur stomps about the plains of the Lost Underworld, hunting slow dinosaur watchers. If you meet one of these monsters, make sure you greet it with a powerful attack like the Multi-Bottle Rocket.



HP...1,288 / PP...320 / SPEED...17

OFFENSE...139 / DEFENSE...183

Magicant

The land of Magicant exists only in your mind, but don't be alarmed. Although strange and even dangerous, Magicant is also a place of wonder and imagination. You must travel alone here, but still you'll find help and friends. You must pass through the town, the red tunnel and the Sea of Eden.

GIFT BOXES

- 1 PSI CARAMEL
- 2 BAG OF DRAGONITE
- 3 GODDESS BAND
- 4 MAGICANT BAT
- 5 MAGIC TART

Map Key

A NESS'S HOME

B SHOP


MAGIC PUDDING \$680
EARTH PENDANT \$4000

C ATM/PHONE ROOM

D HOTEL

E POKEY'S HOME

F FLYING MEN



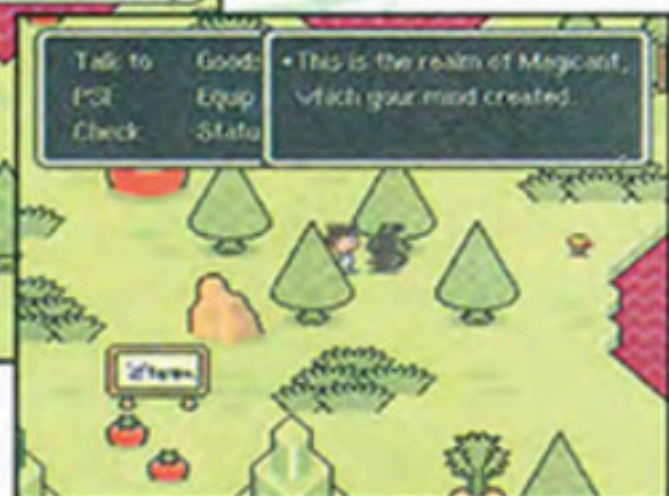
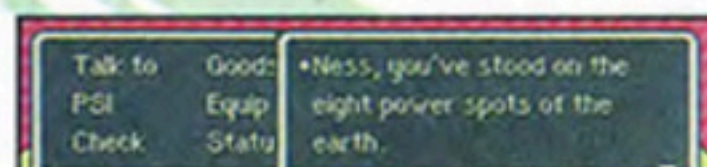
IN YOUR MIND

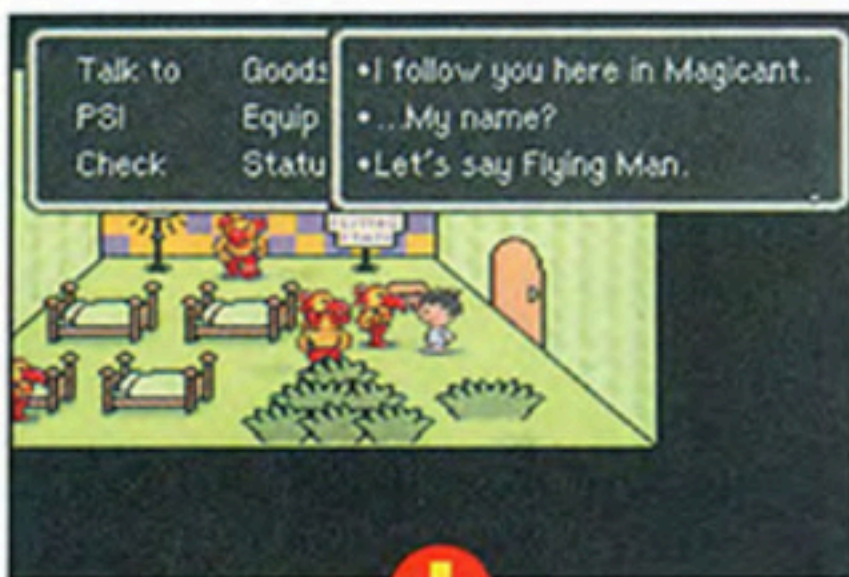
The old man and the black rabbit reveal that Magicant is a creation of your own mind. The only thing to fear in Magicant is your own imagination. Unfortunately, many visitors (like the famous Ness) have vivid imaginations capable of conjuring up images of monsters. Explore Magicant's buildings and inhabitants.



THE MARVELS OF MAGICANT

Nothing is what it seems in this mysterious world inside your cerebral cortex. Your mother, sister and dog all seem to be here, but they are just illusions. Your mom promises that you may stay here forever. You will encounter many of the enemies that you once destroyed. You'll also meet other people from your travels. Talk to them all.





THE FLYING MEN

Although you travel without your three companions in Magicant, you can enlist the aid of the Flying Men. Step into their pointy-roofed house in the north and ask for help. Only one Flying Man joins you at a time, but if you lose one, you can return and have a second Flying Man join you as a comrad in arms.




POWER PUDDING

Don't pass up the specialty shops in Magicant. The Magic Pudding in the southern building can restore your PP in battle. This is the only product that can replenish spent PP, so be sure to buy plenty of it. You'll need it in the final battle. In the same shop you can buy the Earth Pendant—strong protection for a mere \$4,000.



A WORLD OF MANY COLORS

The background colors in Magicant shift each time you speak with someone. No one has been able to explain this phenomenon adequately, but it makes for a nice change. Many visitors to Magicant believe that the changing colors hold some significance, but so far, none has been proven.



ENEMIES

SOUL CONSUMING FLAME



This enemy burns for your soul, but if you use PSI Freeze, you'll melt its heart.

HP...602 / PP...0 / SPEED...30
OFFENSE...131 / DEFENSE...262



PSYCHIC PSYCHO

Another creature of the Fire Springs, the Psychic Psycho uses PSI Fire Beta to toast your arrival. Once again, Freeze will cool off the hot reception.

HP...591 / PP...252 / SPEED...30
OFFENSE...124 / DEFENSE...144

MAJOR PSYCHIC PSYCHO

This psycho can singe the roots of your hair with his powerful Omega strength Fire and his PSI Shield keeps him safe from Freeze. Try Brain Shock instead.



HP...618 / PP...574 / SPEED...31
OFFENSE...145 / DEFENSE...152



EVIL ELEMENTAL

The disembodied (and quite annoyed about it) being will take out its wrath on anyone it encounters. It has no real strengths or weaknesses.

HP...564 / PP...0 / SPEED...30
OFFENSE...121 / DEFENSE...136

CARBON DOG

Carbon Dog burns to roast you, but you can turn the rotisserie on it by using Freeze or strong weapon attacks like Jeff's Bottle Rockets.



HP...1,672 / PP...0 / SPEED...31
OFFENSE...159 / DEFENSE...174

DIAMOND DOG

Carbon Dog becomes Diamond Dog after taking damage of several hundred HP. Now it's your turn to suffer. DD is hard. Use Multi-Bottle Rockets right away before it builds up its counter shield. Also use shield killer.




HP...3,344 / PP...154 / SPEED...31
OFFENSE...167 / DEFENSE...230


Sea of Eden

The curled tentacle at the end of Magicant opens the warp to the Sea of Eden. Here you must swim to the open waters in the northern section, but Kraken will smell you as soon as you enter its sea, and it will stalk you. You will be all alone in the battles against Kraken. The Magic Pudding will come in very handy in this area.




NESS'S NIGHTMARE



FROM
MAGICANT



SIDESTEP THE SEA SERPENT



Kraken can't be everywhere at one time, and there are a limited number of the monsters swimming in these mysterious waters. When you spot a serpentine neck swimming towards you, head for the nearest island or rock spire that protrudes from the sea. You can dodge the monsters by playing hide-and-seek between the islands.



HOW TO GET THE GUTSY BAT

The only place to find the powerful Gutsy Bat is here in the Sea of Eden. This awesome weapon lies concealed somewhere in the water, but only a Kraken can find it. The way to obtain the Gutsy Bat is to defeat Kraken and be incredibly lucky. Once you defeat the Kraken, you have one chance in 128 to win the Gutsy Bat. Of course, you could get lucky on the first try, but the odds are against you.





THE BATTLE OF TWO MINDS

The island with the statue is your destination in the Sea of Eden. The Mani Mani Statue—Ness's Nightmare—once before caused the dangerous illusions of Moonside. Now the power of the statue is even greater. Since the statue is just a part of your mind, it has all the strengths that you have. Any PSI Power that you use, it can use. The only difference is that it doesn't have an inventory. You can gain the edge by having Magic Pudding with which to replenish your PP and so outlast your foe. If the Nightmare uses PSI Counter-Shield, it is best to counter with PSI attacks. Once the Nightmare uses all of its PP, you'll have the advantage--if you last that long.

•(I'm the evil part of your brain.
•You can't beat me.)

•Ness's Nightmare attacked!

•(Ness heard a familiar voice at the center of the Sea of Eden.)

•Ness was filled with the Power of the Giant Step!
•Ness's speed increased by 5!

•The Sound Stone that Ness used to have is now gone.

ENEMIES

MOLECULE



The Molecules often bunch together and attack as compounds, but they have weak defenses. Use your PSI Special power to defeat them all at once.

HP...280 / PP...21 / SPEED...18
OFFENSE...118 / DEFENSE...97

LOADED DICE

The Loaded Dice will try to call for help, but it doesn't call for more Loaded Dice. This enemy has the ability to call any of the enemies in Magicant, like the Carefree Bomb or French Kiss of Death. Its PSI defenses are weak.



HP...307 / PP...0 / SPEED...77
OFFENSE...146 / DEFENSE...113

ELECTRO SWOOSH

This enemy believes in shock treatment, but if you use Freeze against it, it won't have time to charge itself up.



HP...543 / PP...338 / SPEED...40
OFFENSE...140 / DEFENSE...156

CAREFREE BOMB

Much tougher than it looks, the CFB tosses bombs and Super Bombs at you at every turn. It also takes a lot of hits and has no weakness to exploit.



HP...504 / PP...0 / SPEED...31
OFFENSE...135 / DEFENSE...215

NESS'S NIGHTMARE

The Nightmare uses shields to protect itself and Recover to keep its HP full. Use Magic Pudding to outlast it and don't use regular attacks if the counter-shield is up.



HP...1,654 / PP...882 / SPEED...31
OFFENSE...172 / DEFENSE...253

Saturn Valley World

Weekly Newspaper SEPTEMBER 3 199X SUNDAY


CAN MAN CONTROL SPACE AND TIME?



According to Dr. Andonuts, the famous inventor of the Sky Runner flying saucer and other amazing devices, it is possible to create a machine that

ZEXONYTE SOUGHT

Dr. Andonuts reported that the initial failure of his Phase Distorter space/time machine was because of the lack of a special material known as Zexonyte, which is found only in meteorites. A group of young adventurers led by Ness has volunteered to return to Onett, the site of a recent meteorite strike, and retrieve the valuable material.



The meteorite in Onett may contain the substance known as Zexonyte, which Dr. Andonuts needs to complete his project.

will move not only through space, but through time, as well. He and his two colleagues, the Apple Kid and a Mr. Saturn, have been working on just such a machine—the Phase Distorter—here in Saturn Valley. Early tests have met with mixed success. One volunteer group emerged from the metallic device completely toasted. The machine resembles a large, silver Mr. Saturn and is said to have the ability to reach back into time. Dr. Andonuts hopes that the device will enable Ness and his companions to reach the evil Giygas and end the threat to earth forever.

WINTERS
HIGH SCHOOL
WEEKLY

SCIENCE CLUB NEWS

What is the Strangest Weapon?

Researchers at Winters High have recently made breakthrough discoveries in the field of confectionary warfare. Dr. Armuffin reports that Rock Candy is the best sweet to use in combat. "The user must also carry condiments," he points out. "When he or she uses the Rock Candy, the condiment will be spent instead of the candy. Pretty sweet. In using the Rock Candy, you will experience a lift in any one of your

ATM card	Receiver phone
Sound Stone	Hall of fame bat
Flame pendant	Diamond band
Lucky coin	Tin of Cocoa
Tin of Cocoa	Tin of Cocoa
Tin of Cocoa	Tin of Cocoa
Tin of Cocoa	Rock candy

Ness	Level: 29	Offense: 115
		Defense: 131
		Speed: 14
		Guts: 27
	Hit Points: 270 / 270	Vitality: 18
	Psychic Points: 112 / 112	IQ: 22
	Experience Points: 95006	Luck: 39
	8378 Exp. for next level.	
	*Press the -A- Button for PSI info.	

attributes such as IQ." Dr. Armuffin's next project is to design and deploy after-dinner mints as land mines.

Ness	Level: 29	Offense: 115
		Defense: 131
		Speed: 14
		Guts: 27
	Hit Points: 270 / 270	Vitality: 18
	Psychic Points: 112 / 112	IQ: 22
	Experience Points: 95006	Luck: 39
	8378 Exp. for next level.	
	*Press the -A- Button for PSI info.	

Ness	Level: 29	Offense: 115
		Defense: 131
		Speed: 14
		Guts: 27
	Hit Points: 270 / 270	Vitality: 18
	Psychic Points: 112 / 112	IQ: 22
	Experience Points: 95006	Luck: 39
	8378 Exp. for next level.	
	*Press the -A- Button for PSI info.	

Ness	Level: 29	Offense: 115
		Defense: 131
		Speed: 14
		Guts: 27
	Hit Points: 270 / 270	Vitality: 18
	Psychic Points: 112 / 112	IQ: 22
	Experience Points: 95006	Luck: 39
	8378 Exp. for next level.	
	*Press the -A- Button for PSI info.	

Ness	Level: 29	Offense: 115
		Defense: 131
		Speed: 14
		Guts: 27
	Hit Points: 270 / 270	Vitality: 18
	Psychic Points: 112 / 112	IQ: 22
	Experience Points: 95006	Luck: 39
	8378 Exp. for next level.	
	*Press the -A- Button for PSI info.	

SATURN VALLEY

Most people return from the Saturn Valley with fond memories of the quirky but hospitable people who live there. This peaceful haven also offers plenty of unique shopping opportunities found nowhere else in the world. If you're saving the world, or just out for a Sunday drive, be sure to stop off in the Saturn Valley.

FAST FACTS

- Population 5,297
- Language..... Saturnian
- Imports Tissues
- Exports..... Happiness

Accommodations in the Saturn Valley

The Saturn Valley may well be one of the most hospitable places on earth. Here you can rest for free at the local bed & breakfast, receive free medical care at the excellent Saturn Valley Hospital, or soak

away your worries and bodily odors in a natural hot spring. If you want to spend money, however, there are plenty of unique goods to purchase in the Shoppe On The Cliff.

THE FINAL TOUR

For those of you who go on from Saturn Valley to the dangerous conflict in the past with Gygis, be sure you take along all the essential items for an epic struggle. Recommended foods include Magic Pudding, which can be obtained only in Magicant.



SATURN VALLEY BUYER'S GUIDE

You won't want to miss the highly specialized items for sale now in Saturn Valley. In addition to the previous stock of goods, you'll now find a selection of pendants that add greatly to a person's defensive strength. The cost may seem exorbitant, but think of the lives they may save.



SATURN VALLEY TIME TOURS

The ultimate travel experience is available now in the Saturn Valley. Travel back in history. Visit the ancient Greeks or Egyptians or Mayans. Ride a mammoth in the Pleioscene or hunt a raptor in the Cretaceous. Carve your face on the Sphinx!

Special Introductory Offer
3 days, 2 nights
\$338

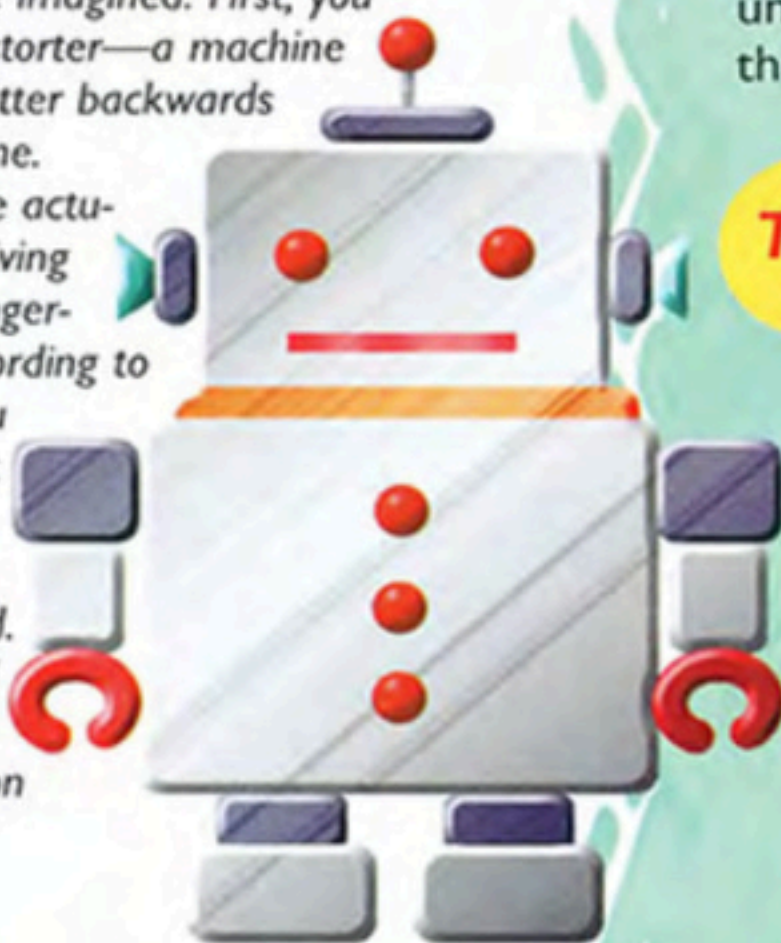
- Watch George Washington sleep
- Dine on asp with Cleopatra
- Listen to Confucius

Not responsible for paradoxes or the destruction of the space time continuum.

HUMAN TO ROBOT CONVERSIONS

Time travel turns out to be more difficult than most people imagined. First, you need a Phase Distorter—a machine that will send matter backwards or forwards in time.

Unfortunately, the actual journey turns living beings into no-longer-living beings. According to Dr. Andonuts, you must first convert people into robots that carry the person's mind. He has perfected a simple and painless conversion process.



THE PHASE DISTORTER

Expect the worst the first time you step into the Phase Distorter. Without the special mineral found in the meteorite, the device won't work. You'll step out again covered in soot and ash. But Dr. Andonuts has the answer. If you bring him the Zexonyte from Onett, he can make the machine work. Once you've delivered the goods, step into the machine again.



This time it will work, sending you off on the final leg of your journey. The Phase Distorter II has two special functions: it saves the game and replenishes your energy.



ONETT UNDER FIRE

The Onett to which you return is a town under siege. The power of Giygas has spread throughout the town. The citizens have locked themselves in their homes. Only Ness's house remains open. Ness's mom tells the heroes about the state of the town. There's nothing you can do



here except go to the meteorite and retrieve the Zexonyte for Dr. Andonuts.



ZEXONYTE

The meteorite that landed north of Onett contains the precious mineral, Zexonyte, which Dr. Andonuts needs to complete the Phase Distorter so you can travel back in time. Hike to the site of the meteorite and check it out. You'll find a shiny piece of metal in the glowing mass. Once you have it, transport back to Saturn Valley.



NEW MERCHANDISE

The Saturn Valley shop contains a new vendor with some new items. The Flame, Rain and Night Pendants boost the defensive power of your party. Although they cost an arm and a leg, the price is well worth it. Purchase and equip these items before traveling back in time to meet Giygas.



ENEMY PLUNDER

You can win items by defeating some enemies in battle. The Evil Eye holds a prize that is worth a lot of cash if you can sell it. The Ghost of Starman may have



items like the Multi-Bottle Rocket hidden behind it. Some of these gifts can be picked up and used during the battle while others are left behind a defeated foe.

TRAVELING IN TIME

The time has come for you to leave the present and travel back in time to where Giygas waits. The first stage of the journey in the Phase Distorter II takes you as far as the cavern with the silver tentacle. Unfortunately, the machine blows a fuse and melts down. You'll have to wait for Dr. Andonuts to show up in the improved Phase Distorter III before continuing your mission.



TRAVEL STEPS

The last portion of your quest follows the steps listed below. If you want to proceed on your own, don't look at these steps. Otherwise, you can follow these steps to reach Giygas.

Meet Dr. Andonuts in Saturn Valley



Return to Onett



Collect the Zexonyte



Use Phase Distorter II



Meet Dr. Andonuts in the cave



Travel to the past



Meet Giygas

ENEMIES

GHOST OF STARMAN

The Ghost of Starman uses Starstorm Omega as its chief attack. Paula's Psych Shield will help fend off the attack. Use Multi-Bottle Rockets and other regular attacks to defeat the alien.

HP...750 / PP...462 / SPEED...46
OFFENSE...152 / DEFENSE...170

EVIL EYE

The Evil Eye uses Brainshock on its enemies. Use the PSI Shield to protect your party and attack with any PSI or regular attack.



HP...720 / PP...400 / SPEED...38
OFFENSE...141 / DEFENSE...162

WILD 'N WOOLY SHAMBLER

This is no wolf in sheep's clothing. Regular attacks will turn it into mutton.

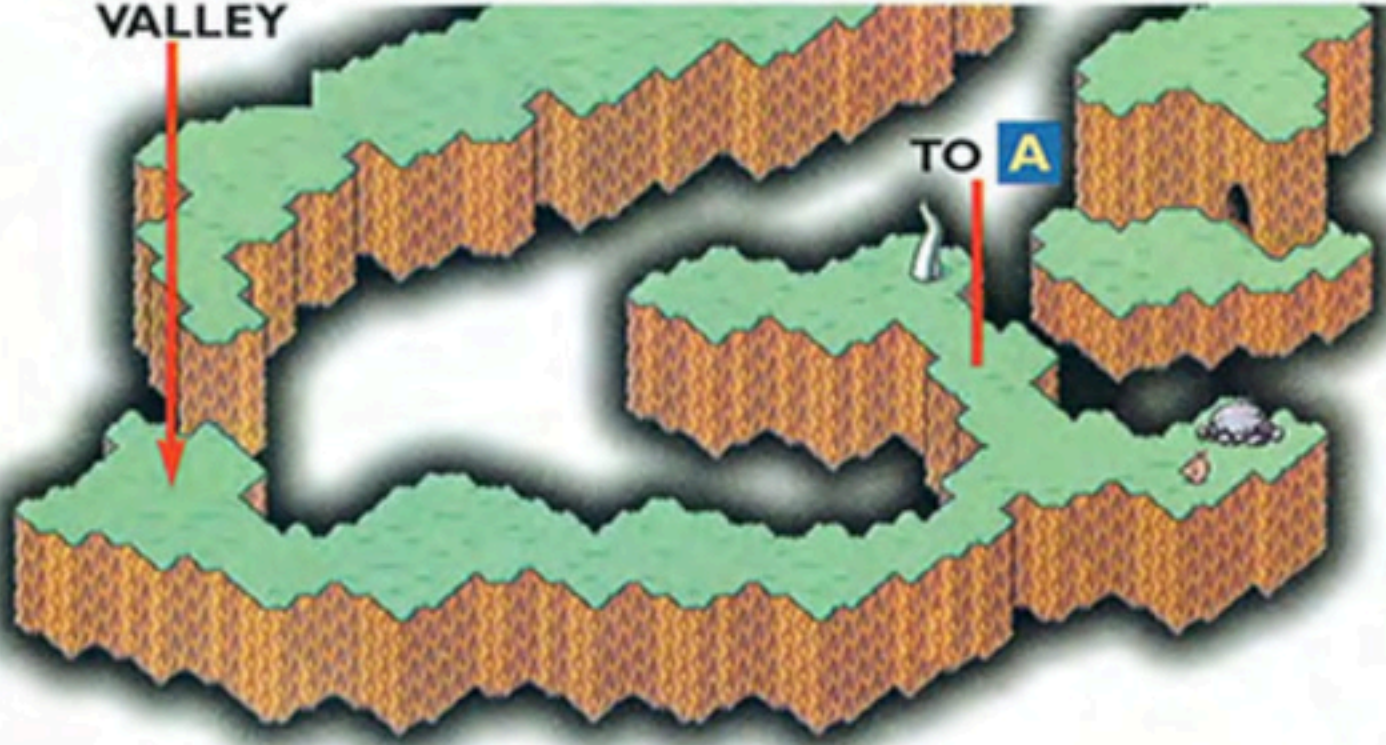


HP...722 / PP...212 / SPEED...144
OFFENSE...171 / DEFENSE...38

The First Step Back

The trip from Saturn Valley doesn't take your gallant crew all the way back to Giygas. In fact, the first leg of your journey deposits you in a tunnel with a wrecked Phase Distorter and no way out. Fortunately, Dr. Andonuts will show up with a new and improved machine to carry you back into the recesses of time.

FROM SATURN VALLEY



A GIFT FOR POO

The first character you encounter in this middle world between the present and the past is an old monk who carries a gift for Prince Poo. The monk bestows the knowledge of PSI Starstorm, Omega level, on the Prince. This ultimate psychic power will work wonders against the fierce attacks that lie ahead (or behind) in the cave of the past.

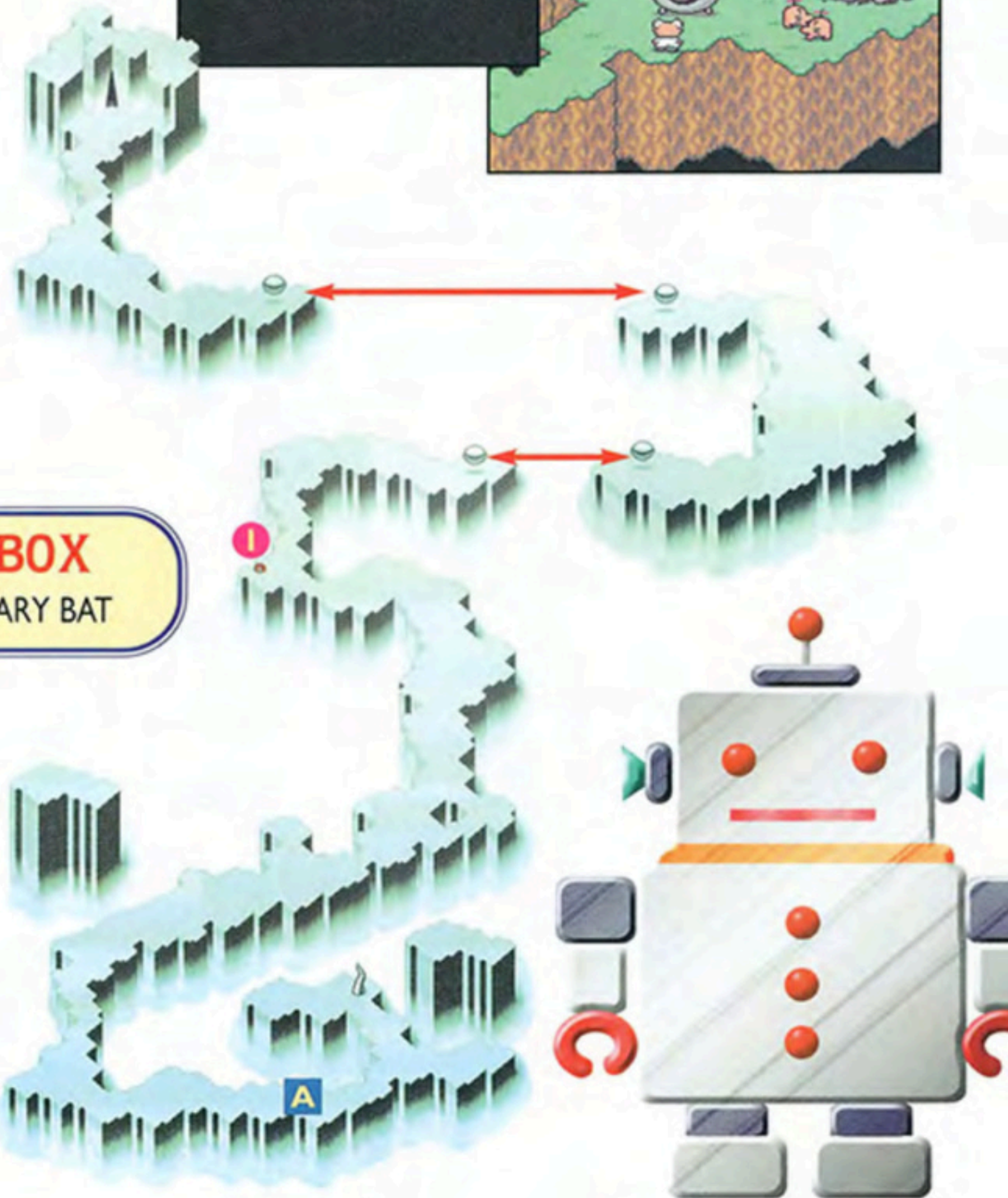



GIFT BOX

LEGENDARY BAT

I ROBOT

After walking around the tunnel for a short time, Dr. Andonuts will appear, apologizing for the failure of the Phase Distorter. He also shares some bad news with you. The Phase Distorter III destroys life forms that pass through it. The only way to go back in time, it turns out, is to be converted into robots, which can pass safely through the mists of time. Dr. Andonuts will perform the robotomy when you're ready.



GIYGAS

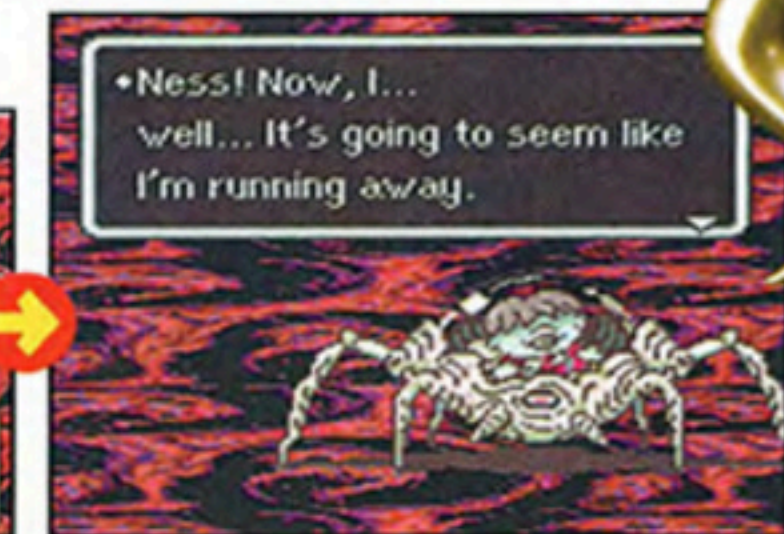
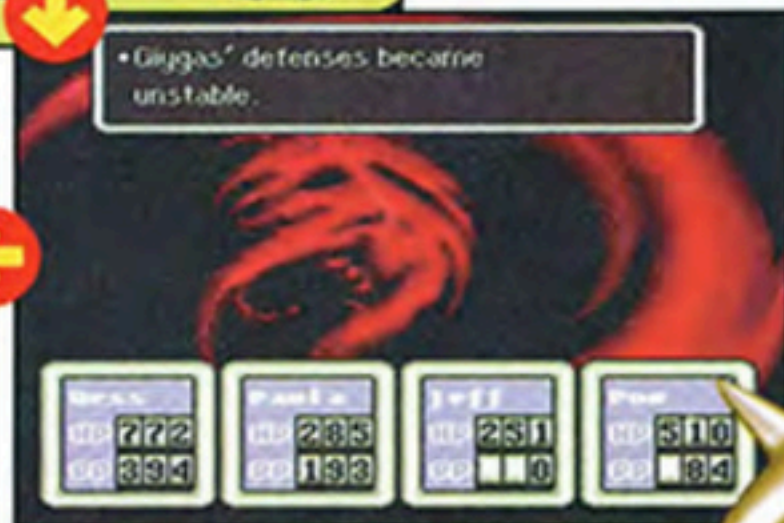
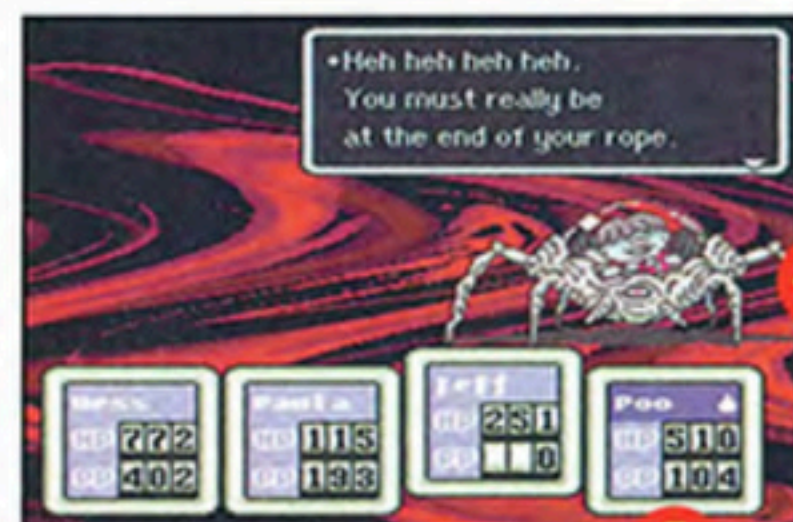
You must endure taunts and physical abuse to end the threat of Pokey and Giygas. Pokey is easy to defeat with three or four Multi Bottle Rockets, but Giygas is another matter. The alien mastermind uses your own PSI Special Power. Counter it by using Paula's Psychic Shield Beta right away. Once Pokey disappears, keep your health and shields up and use regular attacks. Eventually, Pokey reappears for more jeers. In the final stage of the battle against Giygas, Paula should use the Pray option nine times while the others use Defend. You'll receive the



power to destroy Giygas from your friends.



power to destroy Giygas from your friends.



ENEMIES

BIONIC KRAKEN

This fire-breathing aquatic serpent gets steamed when you interrupt it in the Tunnel of the Past. Bottle Rockets and regular attacks will sink it.



HP...900 / PP...60 / SPEED...42
OFFENSE...155 / DEFENSE...195

ULTIMATE OCTOBOT

This droid usually shows up as the weaker member of a party of two enemies. It's easy to destroy with conventional attacks.

HP...768 / PP...0 / SPEED...43
OFFENSE...147 / DEFENSE...176



NUCLEAR REACTOR ROBOT

This nuke will nuke everything in sight if it is defeated. The best strategy is to run from it. If it is with a companion, defeat the companion, then run.

HP...768 / PP...0 / SPEED...43
OFFENSE...147 / DEFENSE...176



MECHANICAL OCTOBOT

Big brother to the Ultimate Octobot, this droid doesn't present much danger, but it usually shows up with other enemies that are very dangerous.

HP...768 / PP...0 / SPEED...44
OFFENSE...163 / DEFENSE...81



FINAL STARMAN

The last in a distinguished line of star-men is also the strongest. Use Multi Bottle Rockets to blow it back into space. You can also put him under using Hypnosis.

HP...840 / PP...860 / SPEED...47
OFFENSE...178 / DEFENSE...187



ONETT TIMES

VOL XXIV ALL THE NEWS THAT'S FIT TO FIT

ALIEN INVASION THWARTED BY TEEN HEROES

Ness and his companions returned victorious today out of mortal danger in the labyrinth of the alien fiend known as Gygax. Upon arriving in the Saturn Valley, Dr. Andonuts greeted his son, Jeff, and the other brave adventurers who had returned from the past. Gifts and warm congratulations were offered in Saturn Valley. Some of the gifts contained letters from friends and family wishing the heroes a speedy return home. Paula and Ness took leave of the festivities in the Valley and headed home. In Twoson, Paula was swarmed by the happy children at the Polestar Preschool. After seeing Paula's parents, the young couple moved on to Onett where the entire adventure began. The town

had returned to its normal, peaceful state. The dogs no longer attacked and the sun was shining. Ness wandered about the town, speaking to his old friends and accepting their congratulations until finally it was time to go home. The conquering heroes received a warm welcome from Ness's mother, who was reported to be bursting with pride. 'I always thought Ness was special,' she told reporters. 'Even as a baby he could bend spoons with his special powers. I just hope all this excitement didn't spoil his appetite.' Back at Ness's home, the two alien-thrashing heroes shared the excitement of their journey by showing Ness's mom the photo album created by the traveling photographer.

NESS, HERO OR BOY?



The recent events that led to the defeat of Gygax have made a young man from Onett the world's foremost super hero. Young Ness proved his courage and fortitude by taking on the alien menace when no one else dared to step forward. The question now is what will this amazing young man do next. Will he go to school? Visit Disneyland? Or will he be called upon to defend the Earth once more?



The future remains uncertain for teenage hero, Ness. Although just 13 years old, he is the undisputed champion of the world. Only time will tell what his destiny holds.

A LETTER FROM THE FUTURE

After the bows have been taken and the credits run, Ness wakes up to a pounding at the front door. It's Picky, Pokey's little brother, bearing a letter. It seems that Pokey will seek revenge, and that the adventure has just begun.





EarthBound

AT A GLANCE

WEAPONS

There is a wide variety of weapons in EarthBound. Often, a weapon can only be used by a particular person. Some can only be purchased, others must be found in Gift Boxes, chests or coffins. Some enemies also leave special weapons behind when defeated. Jeff's specialty is to take old, broken gadgets and turn them into powerful weapons, which can then be used by only him. Be sure to do whatever necessary to locate and equip the most powerful weapons!

ABOUT THE CHART

Items that have * next to the price cannot be purchased, but can be sold for half of the listed price. Under Error Rate, items listed as "0" always hit. In the Location column, GB=found in a box, SH=purchased at a shop, PE=person gives you the weapon, EN=obtained from an enemy and ()=where to find prior to repair.

Used by	WEAPON	PRICE	OFFENSE UP	ERROR RATE	COMMENTS	LOCATION
NESS	Cracked Bat	18	4	1/16	Ness's first weapon.	GB
	Tee Ball Bat	48	8	1/16		SH
	Sand Lot Bat	98	15	1/16		SH
	Minor League Bat	399	26	1/16		SH
	Mr. Baseball Bat	498	38	1/16		SH
	T-Rex's Bat	698	48	1/16		SH
	Big League Bat	3080	54	1/16		SH
	Hall of Fame Bat	*1880	62	1/16		PE
	Ultimate Bat	2298	68	1/16		SH
	Magical Bat	0	80	1/16		GB
	Legendary Bat	0	110	1/16		GB
	Gutsy Bat	*2980	100	1/16	Increases Guts by 127.	EN
	Casey Bat	*38	125	3/4	Lots of power, but you'll whiff most of the time.	GB
	PAULA	Fry Pan	56	10	1/16	Paula's first weapon.
Thick Fry Pan		198	20	1/16		SH
Deluxe Fry Pan		598	30	1/16		SH
Chef's Fry Pan		1198	40	1/16		SH
Non-stick Fry Pan		1490	50	1/16		SH
French Fry Pan		1790	60	1/16		SH
Magic Fry Pan		*4790	50	1/4	Increases Guts by 100, but you'll miss more often, too.	EN
Holy Fry Pan		3480	80	1/16	Increases Guts by 10.	SH
POO	Sword of Kings	0	30	0	Poo's ultimate weapon.	EN
JEFF	Pop Gun	*110	16	0	Jeff's first weapon.	GB
	Stun Gun	*150	24	0		GB
	Toy Air Gun	215	32	0		SH
	Magnum Air Gun	0	36	0	Jeff must repair the Broken Toy Air Gun to obtain this weapon.	(GB)
	Zip Gun	425	40	0		SH
	Laser Gun	0	48	0	Jeff must repair a broken item to obtain this weapon.	(GB)
	Hyper Beam	850	58	0		SH
	Double Beam	*1000	66	0	Jeff must repair a broken item to obtain this weapon.	(SH)
	Crusher Beam	1150	72	0		SH
	Spectrum Beam	*1650	78	0	Jeff must repair a broken item to obtain this weapon.	(SH)
	Death Ray	*2300	90	0		GB
	Baddest Beam	0	98	0	Jeff must repair the Broken Harmonica to obtain this weapon.	(GB)
	Moon Beam Gun	*4450	110	0		GB
	Gaia Beam	0	125	0	Jeff must repair the Broken Antenna to obtain this weapon.	(GB)
	ALL	Yo-yo	29	6	3/16	Poo's Offense decreases when he equips any Yo-yo.
Slingshot		89	12	3/16		SH
Bionic Slingshot		449	32	3/16		SH
Trick Yo-yo		998	46	3/16		SH
Combat Yo-yo		1148	54	3/16		SH

PROTECTION

Beyond weaponry, it's always a good idea to have strong protection items equipped because they increase your defensive power. In the Equip option of the menu, you can equip items to the Body, Arms or Other. You should always equip protective items to one of these areas. There may also be special effects that come from equipping items. They can help protect their wearers from specific conditions and PSI powers. As always, look for these items!

ABOUT THE CHART

Items that have * next to the price cannot be purchased, but can be sold for half of the listed price. In the Location column, GB=found in a box, SH=purchased at a shop, PE=person gives you the weapon, EN=obtained from an enemy and ()=where to find prior to repair. Most protection items can be equipped by anyone.

ITEM	PRICE	DEFENSE UP	COMMENTS	LOCATION
Baseball Cap	19	5		SH
Bracer of Kings	0	30	Can be used only by Poo. Increases Luck by 35. Protects against Sleep.	GB
Charm Coin	6000	50	Increases Luck by 20.	SH
Cheap Bracelet	98	5		SH
Cherub's Band	*1790	70	Provides protection from Sleep. Increases Luck by 20.	GB
Cloak of Kings	0	20	Can be used only by Poo. Increases his Speed by 40.	GB
Coin of Defense	2000	40	Increases Luck by 13.	SH
Coin of Silence	2500	45	Increases Luck by 16.	SH
Coin of Slumber	1500	30	Increases Luck by 10.	SH
Copper Bracelet	349	10		SH
Crystal Charm	600	2	Speed increases by 15. Provides protection from Paralysis.	SH
Defense Ribbon	389	40	Can be used only by Paula. Increases her Luck by 15.	SH
Diadem of Kings	0	20	Can be used only by Poo. Increases Luck by 30. Weakens enemy PSI attacks.	GB
Diamond Band	9998	50		SH
Earth Pendant	4000	16	Provides protection from Fire, Freeze and Flash.	SH
Flame Pendant	3000	15	Provides protection from Fire.	GB/SH
Goddess Band	*1980	80	Provides protection from Sleep. Increases Luck by 30.	GB
Goddess Ribbon	*6980	110	Can be used only by Paula.	EN
Gold Bracelet	2799	30		SH
Great Charm	400	1	Speed increases by 5.	GB/SH
Hard Hat	298	15		GB/SH
Holmes Hat	59	10		SH/GB
Mr. Baseball Cap	*199	6		PE
Mr. Saturn Coin	1000	47	Increases Luck by 18.	PE
Night Pendant	3000	15	Provides protection from Flash.	GB/SH
Pixie's Bracelet	*1590	60	Provides protection from Sleep. Increases Luck by 10.	GB
Platinum Band	6899	40		SH
Rabbit's Foot	*1800	3	Speed increases by 40. Provides protection from Paralysis.	GB
Rain Pendant	3000	15	Provides protection from Freeze.	GB/SH
Red Ribbon	179	25	Can be used only by Paula.	SH
Ribbon	89	20	Can be used only by Paula.	SH
Saturn Ribbon	*3980	90	Can be used only by Paula. Increases her Luck by 40.	PE
Sea Pendant	*5000	20	Provides protection from Fire, Freeze and Flash.	GB
Shiny Coin	4000	70	Increases Luck by 30.	SH
Silver Bracelet	599	15		GB/SH
Souvenir Coin	*6000	80	Increases Luck by 35.	GB
Star Pendant	*7000	30	Provides protection from Fire, Freeze, Flash and Paralysis.	EN
Talisman Coin	3500	60	Increases Luck by 25.	PE
Talisman Ribbon	*3500	60	Can be used only by Paula. Increases her Luck by 25.	GB
Travel Charm	60	-	Provides protection from Paralysis.	PE/SH

GOODS

The world of EarthBound is rich in odd items that can be picked up during the journey. Many of the items are strange versions of average, everyday things. You can use some of the items only once, but you can't get rid of others, even if you try. An important step to successfully fulfilling your destiny is effectively using the delivery and storage services in the game. If you hold only those items that are necessary, you have the chance to maximize the food and healing items that you are carrying. Check out the following list to get an idea of what is good to carry around with you.

ITEM	PRICE	COMMENTS	LOCATION
ATM Card	0	Needed to withdraw or deposit cash.	-
Backstage Pass	0	Use at the Chaos Theater.	PE
Bad Key Machine	0	Opens doors or locks that won't otherwise open.	PE
Bag of Dragonite	*1000	Use to turn into a dragon for a single attack against your enemies.	GB
Bazooka	*950	Used only by Jeff. Use to hit multiple enemies with a single attack.	SH
Bicycle	0	Lets only one person ride at a time.	PE
Big Bottle Rocket	139	Used only by Jeff. Stronger than a Bottle Rocket.	SH
Bomb	149	Use to hit multiple enemies with a single attack.	SH/GB
Bottle Rocket	29	Use to attack during battle.	SH
Brain Stone	0	Keeps you from being "held" in battle.	-
Bubble Gum	1	Give to the Bubble Monkey.	SH
Carrot Key	0	Moves Rabbit Statues from entrance to Pink Cloud.	GB
Chick	*25	If kept for a while, becomes a Chicken.	-
Chicken	*220	Sell for big cash. Will escape if you try to use it.	-
Contact Lens	0	Can be exchanged for a pair of socks.	CH
Counter-PSI Unit	0	Used only by Jeff. Counters enemies' PSI attacks.	(GB)
Cup of Lifenoodles	*178	Same effect as Heal Ω.	GB/PE
Defense Shower	0	Used by Jeff only. Increases the Defense of all allies.	(GB)
Defense Spray	500	Increases one person's Defense.	SH
Diamond	0	Use to pay off the Runaway Five's debt to the Topolla Theater owner.	PE
Eraser-Eraser	0	Erases the Iron Eraser of Stonehenge.	PE
Exit Mouse	0	Leads you to the exit of caves or mazes.	PE
For Sale Sign	0	Attracts customers to buy your goods at any time.	SH
Franklin Badge	0	Deflects a Thunder attack.	PE
Hand-Aid	*19	User fully recovers HP.	PE
Handbag Strap	*39	Freezes an enemy during battle.	GB
Hawk Eye	0	Use to light up the Deep Darkness.	CH
Heavy Bazooka	0	Very powerful weapon used only by Jeff. Can be used multiple times.	(GB)
Hieroglyph Copy	0	Explains how to open the Pyramid.	PE
HP-Sucker	*800	Used only by Jeff. Takes an enemy's HP and adds it to Jeff's.	(GB)
Hungry HP-Sucker	0	Used only by Jeff. Takes HP from all enemies and adds them to Jeff's HP.	(GB)
Insecticide Spray	19	Spray on insect-type monsters.	SH/GB
Insignificant Item	*2	Return to owner to receive a Magic Truffle.	CH
Jar of Fly Honey	0	Use against Belch to keep him from attacking.	CH
Key to the Cabin	0	Use to rescue Paula from the mountain cabin in Peaceful Rest Valley.	EN
Key to the Locker	0	Doesn't open Jeff's Locker.	PE
Key to the Shack	0	Opens the door to the traveler's shack in Onett.	PE
Key to the Tower	0	Use to enter "Dungeon Man."	PE
King Banana	0	Moves monkey from a doorway in the Monkey Cave.	GB
Meteorite Piece	0	Needed for the third Phase Distorter.	CH

ABOUT THE CHART

The following list briefly explains what effects various items have. As with the previous lists, items that have * next to the price cannot be purchased but can be sold for half of the listed price. Abbreviations have the following meanings: GB=found in a box, SH=purchased at a shop, PE=person gives you the weapon, EN=obtained from enemies, CH=Check, or search, for item, and ()=where to find prior to repair.

NAME	PRICE	COMMENTS	LOCATION
Meteorium	*2000	Sell for a moderate amount of money.	EN
Meteorite	*4000	Sell for big money.	EN
Monkey's Love	0	Freezes an enemy during battle.	PE
Multi Bottle Rocket	2139	Used only by Jeff. Stronger than a Big Bottle Rocket.	SH
Mummy Wrap	*128	Freezes an enemy during battle.	SH/GB
Neutralizer	0	Used only by Jeff. Removes an enemy's PSI effects from one person.	GB
Pair of Dirty Socks	*2	Freezes an enemy during battle.	PE
Pencil-Eraser	0	Erases Pencil Statues.	PE
Pharaoh's Curse	*290	Poisons one enemy during battle.	GB
Picture Postcard	2	No effect.	SH/PE
Piggy Nose	300	Use when searching for Magic Truffles.	SH
Protractor	2	Use to get an angle on things up in battle.	SH/GB
Receiver Phone	0	Receives important calls from people like the Apple Kid or your dad.	PE
Ruler	2	Use to size things up in battle.	SH/GB
Rust Promoter	89	Use against mechanical enemies.	SH/GB
Rust Promoter DX	289	Stronger version of Rust Promoter.	SH/GB
Shield Killer	0	Used only by Jeff. Destroys an enemy's Shield.	(SH)
Show Ticket	30	Ticket for the Topolla Theater.	SH
Shyness Book	0	Cures the Tenda people of their shyness.	CH
Signed Banana	0	Give to museum curator to gain entrance to Magnet Hill.	PE
Slime Generator	*420	Used only by Jeff. Freezes an enemy during battle.	(SH)
Snake	220	Use during a battle to poison an enemy.	SH/GB
Snake Bag	290	Poisons an enemy during battle.	SH
Sound Stone	0	Records the melodies from the eight "Your Sanctuary" locations.	-
Stag Beetle	8	Temporarily freezes an enemy during a battle.	SH/PE
Sudden Guts Pill	500	Increases Guts during battle.	GB/SH
Super Bomb	399	Has the same effect as the Heavy Bazooka.	SH/GB
Super Plush Bear	1198	Absorbs damage from enemy attacks.	SH/GB
Suporma	*50	Plays song about the Orange Kid.	PE
Teddy Bear	178	Absorbs damage from enemy attacks.	SH/GB
Tendakraut	0	Use to enter Tenda village.	PE
Tiny Ruby	0	Allows you to enter the hieroglyph room at a museum.	PE
Toothbrush	3	Freezes an enemy during battle.	(SH)
Town Map	0	Use to view the layout of a town.	PE
Trout Yogurt	*48	Most users recover 30 HP. Poo recovers 6 HP.	PE
Viper	550	Use to poison an enemy in battle.	SH/GB
Wad of Bills	0	Needed to rescue the Runaway Five.	PE
Xterminator Spray	630	Exterminates all insect-type monsters on battle screen.	SH
Yogurt Dispenser	0	Gives access the 48th floor of the Monotoli Building.	PE
Zombie Paper	0	Similar to fly paper, but used to trap wandering zombies.	PE

FOOD

As with all long journeys, it's always a good idea to carry food with you. There is a wide range of foodstuffs that you can eat to revitalize your HP. The effectiveness of the food varies, and it is important to keep only the best items in your inventory. Some food can also be given to people you meet in exchange for information or a different item. You can buy food items in every town or city. In any case, always be on the lookout for good meals!

ABOUT THE CHART

A few items cannot be purchased, so prices aren't listed for them. The HP recovery amount applies to everyone except Prince Poo. Because of his special training, Poo does not recover HP in the same manner as the others, so his HP and PP are listed in a separate column.

FOOD ITEM	PRICE	HP	PP	POO	COMMENTS
Bag of Fries	8	24	-	HP - 6	Inexpensive and effective.
Banana	5	25	-	HP - 6	Sold in Burglin Park
Bean Croquette	12	42	-	HP - 6	Sold only in Scaraba.
Beef Jerky	70	150	-	HP - 6	Can be purchased in Winters or Scaraba
Boiled Egg	9	42	-	HP - 6	One of Jeff's first items.
Bottle of DXwater	198		1	PP - 40	Especially good for helping Poo recover PP.
Bottle of Water	4		1	PP - 10	Good for helping Poo recover PP.
Bowl of Rice Gruel	88	216	-	HP - 6	Sold only in Dalaam.
Brain Food Lunch	800	300	50	FULL RECOVERY	Increases both HP and PP.
Bread Roll	12	30	-	HP - 6	
Calorie Stick	18	60	-	HP - 6	
Can of Fruit Juice	4	6	-	HP - 6	
Chef's Special	298	216	-	HP - 6	Sold only in Summers.
Cookie	7	6	-	HP - 6	The first food item you'll find.
Croissant	18	60	-	HP - 6	Good to have in Happy Happy Village and Threed.
Cup of Coffee	6	12	-	HP - 6	
Cup of Noodles	98	42	-	HP - 6	Expensive and not very effective.
Double Burger	24	96	-	HP - 6	Handy in Fourside.
Fresh Egg	12	84	-	HP - 6	Keep it until it hatches and becomes a Chicken.
Gelato de Resort	49	30	-	HP - 6	Sold only in Summers.
Hamburger	14	48	-	HP - 6	Very handy in Onett and Twoson.
Kabob	54	126	-	HP - 6	Sold only at the bazaar in Scaraba.
Kraken Soup	648	FULL	-	HP - 6	Completely refills everyone's HP.
Large Pizza	238	240	-	HP - 6	Everyone recovers 240 HP.
Lucky Sandwich	128	-	-	-	Recover HP and PP in random amounts.
Luxury Jerky	210	300	-	HP - 6	Sold only in the Lost Underworld.
Magic Pudding	680		40	PP - 40	Sold only in Magicant.
Magic Tart	480		20	PP - 20	Sold only in Summers.
Magic Truffle	-		80	PP - 80	Search for these in the Deep Darkness.
Mammoth Burger	98	204	-	HP - 6	Buy in the Lost Underworld.
Molokheiya Soup	20	84	-	HP - 6	Sold only in Scaraba.
Pasta di Summers	128	108	-	HP - 6	Sold only in a restaurant in Summers
Peanut Cheese Bar	22	108	-	HP - 6	Mr. Saturn's favorite. Inexpensive but effective.
Picnic Lunch	24	84	-	HP - 6	Use in the Dusty Dunes Desert.
Piggy Jelly	222	300	-	HP - 6	Sold only in Saturn Valley.
Pizza	48	120	-	HP - 6	Mmmm! Delivered piping Hot!
Plain Roll	-	24	-	HP - 6	Receive in a trade with the Tenda.
Plain Yogurt	-	168	-	HP - 6	Earn in a trade in Tenda.
Popsicle	7	18	-	HP - 6	Can be purchased only in the Dusty Dunes Desert.
Protein Drink	38	84	-	HP - 6	Refreshing!
PSI Caramel	-		20	PP - 20	

FOOD ITEM	PRICE	HP	PP	POO	COMMENTS
Royal Iced Tea	78	60	-	HP - 6	Sold only in Summers.
Skip Sandwich	38	6		HP - 6	Walk very fast for about 10 seconds.
Skip Sandwich DX	98	6		HP - 6	Walk very fast for about 20 seconds.
Spicy Jerky	140	252	-	HP - 6	Barter in Tenda for this item.

CONDIMENTS

Condiments can be used in conjunction with the previously listed food items. By using a condiment, you change the effectiveness of the food. If you put a condiment on an appropriate food item, the recovery amount increases. If the combination is bad, the effectiveness decreases.

CONDIMENT	PRICE	USE WITH
Carton of Cream	4	Trout Yogurt, Banana, Lucky Sandwich, Popsicle
Jar of Delisauce	300	With any of the listed food items
Jar of Hot Sauce	3	Pasta di Summers, Pizza, Cup of Noodles
Ketchup Packet	2	Bag of Fries, Hamburger, Fresh Egg, Magic Truffle, Croissant, Double Burger, Bean Croquette, Kabob, Beef Jerky, Mammoth Burger, Spicy Jerky, Luxury Jerky
Salt Packet	2	Boiled Egg, Picnic Lunch, Chef's Special Brain Food Lunch
Sprig of Parsley	2	Rice Gruel, Peanut Cheese Bar, Piggy Jelly
Sugar Packet	3	PSI Caramel, Rock Candy, Magic Pudding, Magic Tart, Bread Roll, Calorie Stick, Plain Yogurt
Tin of Cocoa	4	Cookie, Gelato de Resort, Skip Sandwich, Skip Sandwich DX, Plain Roll

MEDICINE

In the course of your adventure, you'll meet enemies that can change your condition. If you have some type of ailment, you should treat it as soon as possible. If you are not able to go to a hospital, there are some items that you can carry for emergency care.

ITEM	PRICE	COMMENTS
Cold Remedy	22	Cures a cold
Guts Capsule	-	Permanently increases Guts by 1
Horn of Life	1780	Completely cures unconsciousness and all other adverse conditions
IQ Capsule	-	Permanently increases IQ by 1
Luck Capsule	-	Permanently increases Luck by 1
Refreshing Herb	80	Cures a cold, sunstroke, crying, poison feeling strange and nausea
Rock Candy	-	Permanently increases one attribute by 1
Secret Herb	380	Cures all bad conditions and wakes someone who is unconscious
Speed Capsule	-	Permanently increases Speed by 1
Vitality Capsule	-	Permanently increases Vitality by 1
Vial of Serum	58	Works as an antidote for poisoning
Wet Towel	24	Stops sunstroke

P.S.I.

PSI refers to the psychic powers that can be used by Ness, Paula, Poo and many of the enemies that you encounter on your journey. Psychic powers vary, and each person has special abilities. Using your Psychic Points (PP) efficiently can mean the difference between success and failure. Find the PSI powers that work best in specific situations.

ABOUT THE CHART

PSI powers become stronger through the course of the game, and the strength level is designated by Greek letters. "Target" refers to the recipient of the PSI power. Damage and recovery points are random within the listed range.

PSI POWER	USED BY			PP	TARGET	DAMAGE/RECOVERY	COMMENTS
	Ness	Paula	Poo				
PSI "Special"	α	X		10	All Enemies	40 - 120	Ness's special PSI that is named for his favorite thing. It affects all enemies on the battle screen and decreases one enemy's Psychic Shield strength by 1.
	β	X		14	All Enemies	90 - 270	
	γ	X		40	All Enemies	160 - 480	
	Ω	X		98	All Enemies	320 - 960	
PSI Fire	α		X	6	Single Row	60 - 100	Works on a single row of enemies. One enemy's Psychic Shield strength is decreased by 1.
	β		X	12	Single Row	120 - 200	
	γ		X	20	Single Row	180 - 300	
	Ω		X	42	Single Row	240 - 400	
PSI Freeze	α	X	X	4	Single Enemy	135 - 225	An enemy's Psychic Shield strength is decreased by 1.
	β	X	X	9	Single Enemy	270 - 450	
	γ	X	X	18	Single Enemy	405 - 675	
	Ω	X		28	Single Enemy	540 - 900	

	PSI POWER		USED BY			PP	TARGET	DAMAGE/RECOVERY	COMMENTS
			Ness	Paula	Poo				
OFFENSE	PSI Freeze	α		X	X	4	Single Enemy	135 - 225	An enemy's Psychic Shield strength is decreased by 1.
		β		X	X	9	Single Enemy	270 - 450	
		γ		X	X	18	Single Enemy	405 - 675	
		Ω		X		28	Single Enemy	540 - 900	
	PSI Thunder	α		X	X	3	Single Enemy	60 - 180	An enemy's Psychic Shield strength is decreased by 1.
		β		X	X	7	One Enemy (2x)	60 - 180	
		γ		X	X	16	One Enemy (3x)	100 - 300	
		Ω			X	20	One Enemy (4x)	100 - 300	
	PSI Flash	α	X			8	All Enemies		Enemies suffer from crying, numbness, feeling strange, or they become unconsciousness.
		β	X			16	All Enemies		
		γ	X			24	All Enemies		
		Ω	X			32	All Enemies		
PSI Starstorm	α			X	24	All Enemies	270 - 450	Impossible to avoid. An enemy's Psychic Shield strength is decreased by 1.	
	Ω			X	42	All Enemies	540 - 900		
RECOVER	Life-Up	α	X		X	5	Single Ally	75 - 125	Recover lost HP.
		β	X		X	8	Single Ally	225 - 375	
		γ	X		X	13	Single Ally	full recovery	
		Ω	X			24	All Allies	300 - 500	
Heal	α	X		X	5	Single Ally		Recover from a cold, sunstroke or sleepiness.	
	β	X		X	8	Single Ally		Heal α. Also cures poison, nausea, crying and feeling strange.	
	γ	X		X	20	Single Ally		Heal α, β. Also cures numbness, diamondize and unconsciousness.	
	Ω			X	38	Single Ally		Heal α,β,γ. Also cures unconsciousness.	
PSI Magnet	α		X	X	0	Single Enemy		Absorb some of an enemy's PP.	
	Ω		X	X	0	All Enemies		Absorb some PP from all enemies on the battle screen.	
ASSIST	Shield	α	X		X	6	Single Ally		Reduces damage by half.
		β			X	10	Single Ally		"Power Shield." Shield α. Reflects damage at enemy.
		Σ	X		X	18	All Allies		Shields everyone in the group.
		Ω			X	30	All Allies		"Power Shield" covers everyone in the group.
Psychic Shield	α		X		8	Single Ally		Reduces effects of enemy's PSI attacks by half.	
	β		X		14	Single Ally		"Psychic Power Shield." Psychic Shield α plus reflection.	
	Σ		X		24	All Allies		Psychic Shield covers everyone in the group.	
	Ω		X		42	All Allies		"Psychic Power Shield" covers everyone in the group.	
Offense Up	α		X		10	Single Ally		Offense increases for the duration of the battle.	
	Ω		X		30	All Allies		Everyone's Offense increases to a max. of twice the original amount.	
Defense Down	α		X		6	Single Enemy		Decreases an enemy's Defense.	
	Ω		X		18	All Enemies		Decreases all enemies' Defense levels.	
Hypnosis	α	X			6	Single Enemy		Puts enemies to sleep, though smart ones can avoid it.	
	Ω	X			18	All Enemies			
Paralysis	α	X			8	Single Enemy		Stops an enemy from moving.	
	Ω	X			24	All Enemies		Stops all enemies from moving.	
Brain Shock	α			X	10	Single Enemy		Causes an enemy to feel strange.	
	Ω			X	30	All Enemies			
Teleport	α	X		X	2	All Allies		Teleport to a place where you've previously been.	
	β	X		X	8	All Allies		Teleport α. Requires less acceleration room than Teleport.	

GET A WHIFF OF THIS HOT DOG,
HOLD THE MUSTARD,
THEN YOUR NOSE.



scratch
here

EARTHBOUND

THIS FUNGUS IS NO
FUN AT ALL.



scratch
here

EARTHBOUND

DIG THIS BUCK-TOOTHED
FUNKY SMELLIN' VARMINT.



scratch
here

EARTHBOUND

SLIP THE MONKEY A BANANA
AND WATCH THE BAD GUYS SPLIT.



scratch
here

EARTHBOUND

BURN UP THE COMPETITION
IN A FLASH.



scratch
here

EARTHBOUND

TAKE A BIG WHIFF.
GET A BIG PRIZE.



scratch
here

EARTHBOUND

BOSS-O-METER

MONDO MOLE!

Location *Liliput Step*
Special Attacks *A swipe of his powerful claws can ruin your day.*
Weaknesses *Flash, Paralysis*
Experience 5,791
Hit Points 298 **PSI Power** 161 **Offense** 37 **Defense** 50 **Speed** 9



THUNDER & STORM

Location *Pink Cloud*
Special Attacks *PSI Thunder & PSI Flash -- protect yourself with the Psychic Shield.*
Weaknesses *Flash, Fire, Freeze and Sleep*
Experience 129,026
Hit Points 2,065 **PSI Power** 70 **Offense** 111 **Defense** 178 **Speed** 21



ELECTRO SPECTER

Location *Lumine Hole*
Special Attacks *He cleans out everyone's Hit Points by stealing them.*
Weaknesses *Fire, Freeze*
Experience 261,637
Hit Points 3,092 **PSI Power** 80 **Offense** 148 **Defense** 203 **Speed** 29



BOSS-O-METER

SHROOOM!

Location *Rainy Circle (near Saturn Valley)*
Special Attacks *If his poisonous spores don't wipe you out, his little pots will.*
Weaknesses *Fire, Flash*
Experience 96,323
Hit Points 1,700 **PSI Power** 112 **Offense** 95 **Defense** 154 **Speed** 18



PLAGUE RAT OF DOOM

Location *Magnet Hill*
Special Attacks *When his fangs nip, your Hit Points slip.*
Weaknesses *Fire, Flash*
Experience 115,272
Hit Points 1,827 **PSI Power** 60 **Offense** 71 **Defense** 180 **Speed** 19



TITANIC ANT

Location *Giant Step*
Special Attacks *He chews, you lose. And his magnet sucks PSI Points from you.*
Weaknesses *Paralysis, Sleep*
Experience 685
Hit Points 235 **PSI Power** 102 **Offense** 19 **Defense** 23 **Speed** 6



BOSS-O-METER

CARBON DOG: THE FIRST FORM OF DIAMOND DOG.

Location *Fire Spring*
Special Attacks *His Fireballs can sear Saturn.*
Weaknesses *Flash, Freeze and Paralysis*
Experience No points awarded until you defeat Diamond Dog.
Hit Points 1,672 **PSI Power** 0 **Offense** 159 **Defense** 174 **Speed** 31



DIAMOND DOG

Location *Fire Spring*
Special Attacks *One bite from this 14 carat K-9 can diamondize you.*
Weaknesses *Almost none.*
Experience 337,738
Hit Points 3,344 **PSI Power** 154 **Offense** 167 **Defense** 230 **Speed** 31



TRILLIONAGE SPROUT

Location *Milky Well (near Winters)*
Special Attacks *His glare diamondizes you.*
Weaknesses *Fire, Freeze and Sleep*
Experience 30,303
Hit Points 1,048 **PSI Power** 240 **Offense** 54 **Defense** 88 **Speed** 16



IDENT-A-SMELL

THE GAME STINKS—THE FREE GIFT DOESN'T

Take a whiff and tell us what you've got. We know you'll be reeking with appreciation. You'll have to figure it out on your own — just like Ness. So, when you've made up your mind, write your guess below, then fill out this card completely and mail it to:



EarthBound Ident-A-Smell Contest
 Nintendo of America Inc.
 P.O. Box 97043
 Redmond, WA
 98073-9743

Name _____
 Address _____
 City _____ State _____ Zip _____
 Telephone Number (____) _____
 Birth Date _____ / _____ / _____
 This Smell Is: _____
 Offer good while supplies last.



PSI-PEDIA

FLASH POWER

It affects an enemy with sickness, possibly even finishing it off.
PSI Level **PSI Points** **Target**
 A 8 All enemies
 B 16 All enemies
 T 24 All enemies
 Ω 32 All enemies

PSI (YOUR FAVORITE THING*) EFFECT

Deals a lot of damage through a crushing psychic blow.
PSI Level **PSI Points** **Target**
 A 10 All enemies
 B 14 All enemies
 T 40 All enemies
 Ω 98 All enemies

TELEPORT EFFECT

Helps you return to any place you've previously visited. (B is the same as A, but doesn't require as much space to run before teleporting.)
PSI Level **PSI Points** **Target**
 A 2 All allies
 B 8 All allies



LIFE-UP EFFECT

Restores Hit Points.
PSI Level **PSI Points** **Target**
 A 5 Single ally
 B 8 Single ally
 T 13 Single ally
 Ω 24 All allies

SLEEP EFFECT

Puts most enemies into a deep sleep, but use cautiously. Smarter monsters may be able to avoid the power.
PSI Level **PSI Points** **Target**
 A 6 Single enemy
 Ω 18 All enemies



ITEM-IZER

KING BANANA

Use Give this to the monkey in the monkey hole.
 Cost \$0

How to Get It A female monkey gives this to you.

TENDAKRAUT

Use You'll need it to enter a Tendo Village.
 Cost Free

How to Get It Someone will give it to you.

STAG BEETLE

Use Use it in battle to freeze an enemy briefly.
 Cost \$8

How to Get It Someone gives it or you buy it.

CHICKEN

Use Sell it for a quick \$110.
 Cost \$0

How to Get It Nothing, it comes from an egg.

FLY HONEY

Use Nothing works better in the battle against Master Belch.
 Cost \$0

How to Get It Find it in a special tent in Threed.

BUBBLE GUM

Use Gotta give some gum to the Bubble Monkey so he can fly.
 Cost \$1

How to Get It Look for it in stores in Winters.



WARNING

CAUTION: This Nintendo game is not designed for use with any unauthorized copying device. Use of any such device will invalidate your Nintendo product warranty. Nintendo (and/or any Nintendo licensee or distributor) is not responsible for any damage or loss caused by the use of any such device. If use of such device causes your game to stop operating, disconnect the device carefully to avoid damage and resume normal game play. If your game ceases to operate and you have no device attached to it, please contact your local authorized Nintendo distributor.

The contents of this Caution do not interfere with your statutory rights.

WARNING: Copying of any Nintendo game is illegal and is strictly prohibited by domestic and international copyright laws. "Back-up" or "archival" copies are not authorized and are not necessary to protect your software. Violators will be prosecuted.

This manual and other printed matter accompanying this game are also protected by domestic and international copyright laws.

The rental of this game without permission of Nintendo or its licensees is strictly prohibited.

Warranty and Service Information

3-MONTH LIMITED WARRANTY

(For Hardware, Game Paks & Accessories) Nintendo of America Inc. ("Nintendo") warrants to the original purchaser that the product (hardware, Game Paks and accessories) shall be free from defects in material and workmanship for a period of three (3) months from the date of purchase. If a defect covered by this warranty occurs during this three (3) month warranty period, Nintendo will repair or replace the defective product or component part, at its option, free of charge.

ADDITIONAL 3-MONTH LIMITED WARRANTY

(Hardware Only) Nintendo warrants to the original purchaser that the hardware product shall be free from defects in material and workmanship for an additional three (3) months beyond the original 3-month warranty period described above. If a defect covered by this warranty occurs during this additional 3-month warranty period, Nintendo will repair the defective hardware product or component free of charge. The original purchaser is entitled to this additional 3-month limited repair warranty only if the Consumer Proof of Purchase Card (attached to the hardware packaging when sold) is returned promptly after the date of purchase to Nintendo by the original purchaser or the original purchaser's retailer.

WARRANTY LIMITATIONS

THIS WARRANTY SHALL NOT APPLY IF THIS PRODUCT: (a) IS USED WITH PRODUCTS NOT SOLD OR LICENSED BY NINTENDO (INCLUDING, BUT NOT LIMITED TO, NON-LICENSED GAME ENHANCEMENT DEVICES, ADAPTERS, AND POWER SUPPLY DEVICES); (b) IS USED FOR COMMERCIAL PURPOSES (INCLUDING RENTAL) OR IS MODIFIED OR TAMPERED WITH; (c) IS DAMAGED BY NEGLIGENCE, ACCIDENT, UNREASONABLE USE, OR BY OTHER CAUSES UNRELATED TO DEFECTIVE MATERIALS OR WORKMANSHIP; OR (d) HAS HAD THE SERIAL NUMBER ALTERED, DEFACED OR REMOVED.

ANY APPLICABLE IMPLIED WARRANTIES, INCLUDING WARRANTIES OF MERCHANTABILITY AND FITNESS FOR A PARTICULAR PURPOSE, ARE HEREBY LIMITED IN DURATION TO THE WARRANTY PERIODS DESCRIBED ABOVE (3 MONTHS OR 6 MONTHS, AS APPLICABLE). IN NO EVENT SHALL NINTENDO BE LIABLE FOR CONSEQUENTIAL OR INCIDENTAL DAMAGES RESULTING FROM THE BREACH OF ANY IMPLIED OR EXPRESS WARRANTIES. SOME STATES DO NOT ALLOW LIMITATIONS ON HOW LONG AN IMPLIED WARRANTY LASTS OR EXCLUSION OF CONSEQUENTIAL OR INCIDENTAL DAMAGES, SO THE ABOVE LIMITATIONS MAY NOT APPLY TO YOU.

This warranty gives you specific legal rights, and you may also have other rights which vary from state to state. Nintendo's address is as set forth on the back cover of this manual.

This warranty is valid only in the United States.



**GREAT PIZZA,
NEW FRIENDS, WORLD TRAVEL,
FREE DAILY NEWSPAPER AND
AN ALIEN MEGALOMANIAC AWAIT YOU.**

Welcome to Onett—the first destination on your itinerary and site of an authentic meteorite crash. You'll find the people of Onett are most obliging and keen to show you a good time. *Unless*, of course, you run into someone or something that has been taken over by an evil interstellar dweller who hitched a ride into town on the aforementioned meteorite. This alien, however, will undoubtedly add to your journey by giving you the personal reward of saving the planet earth while enjoying the ultimate vacation. With the EarthBound Player's Guide in hand, you'll have all of the information you need to ensure an exhilarating, exciting and memorable visit to many fascinating places.

Savor the sophisticated amenities of city life in Fourside including the fabulous Dinosaur Museum and the Grand Department Store. Capture the spirit of adventure in Dusty Dunes Desert where you'll meet a real old-time gold miner. Drop into the town of Winters and Lake Tess for a chance to see the famed sea serpent, Tessie. Follow in the footsteps of history through Stonehenge and the great Pyramids. Meet some real "strangers" in Saturn Valley. Then hit the beach in the beautiful resort town of Summers. Throughout your journey, keep the Player's Guide handy at all times so you'll know what to see, the best places to eat, whom to meet, what to look for and what to watch out for—like Zombies, kid-dicing kitchen implements, dinosaurs, bugs and other undesirables. This comprehensive reference with everything from maps to items to monsters, will ensure an incredibly exciting and stimulating trip PLUS the worthy and humanitarian experience of saving the Earth from the outrageous space invader, Giygas. Fun, adventure and philanthropy!
Now, who could ask for anything more?

Any original instruction manuals included with this software are digital reproductions of the original printed manuals. They are as faithful as possible to those documents and feature a bare minimum of edits. Reference may be made to features that can't be used in this version of the game, or the contact information provided may no longer be valid. Some copyright information may be out-of-date. Please also note that printed manuals were not always released in multiple languages.