


# FATAL FURY<sup>®</sup> SPECIAL



## INSTRUCTION BOOKLET

**TAKARA<sup>®</sup>**



Item No. 6753

**SUPER NINTENDO<sup>®</sup>**  
ENTERTAINMENT SYSTEM

**WARNING: PLEASE READ THE ENCLOSED CONSUMER INFORMATION AND PRECAUTIONS BOOKLET CAREFULLY BEFORE USING YOUR NINTENDO® HARDWARE SYSTEM OR GAME PAK.**

Thank you for selecting this FATAL FURY® SPECIAL Game Pak for your Super Nintendo Entertainment System.

Please read this instruction booklet thoroughly to ensure maximum enjoyment of your new game. Then save this booklet for future reference.



Interactive Entertainment

Distributed by:  
Playmates Interactive Entertainment, Inc.  
16200 S. Trojan Way, La Mirada, CA 90638  
For Consumer Service, please call (714) 562-1720

**Fatal Fury® Special**                      **©SNK 1993**  
**Reprogrammed © TAKARA Co., Ltd. 1994**

**THIS PRODUCT HAS BEEN RATED BY THE ENTERTAINMENT SOFTWARE RATING BOARD. FOR INFORMATION ABOUT THE ESRB RATING, OR TO COMMENT ABOUT THE APPROPRIATENESS OF THE RATING, PLEASE CONTACT THE ESRB AT 1-800-771-3772.**



LICENSED BY



NINTENDO, SUPER NINTENDO ENTERTAINMENT SYSTEM AND THE OFFICIAL SEALS ARE REGISTERED TRADEMARKS OF NINTENDO OF AMERICA INC. ©1991 NINTENDO OF AMERICA INC.

THIS OFFICIAL SEAL IS YOUR ASSURANCE THAT NINTENDO HAS APPROVED THE QUALITY OF THIS PRODUCT. ALWAYS LOOK FOR THIS SEAL WHEN BUYING GAMES AND ACCESSORIES TO ENSURE COMPLETE COMPATIBILITY. ALL NINTENDO PRODUCTS ARE LICENSED BY SALE FOR USE ONLY WITH OTHER AUTHORIZED PRODUCTS BEARING THE OFFICIAL NINTENDO SEAL OF QUALITY.

# FATAL FURY SPECIAL



## ■ CONTENTS ■

FATAL FURY SPECIAL Story .....	2
Using the Controller .....	4
Getting Started, Game Modes .....	6
Option Mode .....	10
Game Rules .....	12
What You See On Screen .....	13
Player Join-In and Continue .....	14
Straight Win .....	15
Basic Controls and 3D Moves .....	16
Basic Moves .....	18
Meet the Fighters! .....	20
90-DAY LIMITED WARRANTY .....	37

# Get ready to fight faster and


It's on - the biggest fighting tournament the world has ever seen! The world's top fighters have gathered to show their stuff in the non-stop, raging action of the "King of the Fighters" Tournament and to prove just who is number one.

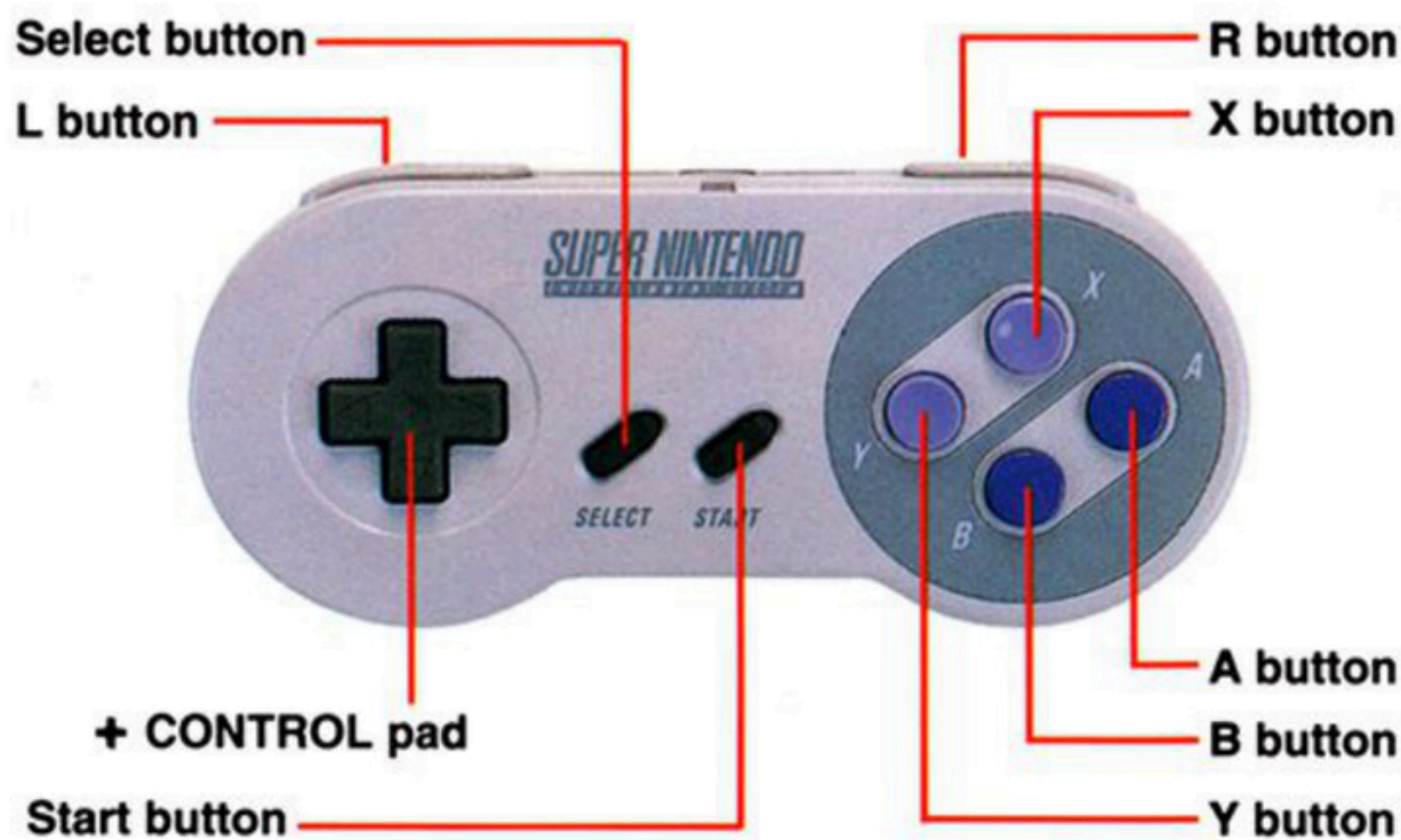


# FATAL FURY SPECIAL STORY

## and harder than ever before...

They all aim to come out on top, but only one can win - who will take the honors as the world's toughest fighter?





## START BUTTON

- Title screen** : Starts game, sets game mode.
- Option screen** : Returns you to the Title screen from Option mode.
- During battle (1)** : Pauses game. Press again to resume play.
- During battle (2)** : Lets a friend join the action in 1P Game mode.  
Press the Start button on the 2P controller to start play.



# USING THE CONTROLLER

## SELECT BUTTON

---

Moves you to the Button Control screen from the Character Select screen. Keep the Select button pressed down after selecting your character.

## + CONTROL PAD

---

**Title/Option screens** : Selects game mode and character.  
**During battle** : Moves character.

## OTHER BUTTONS

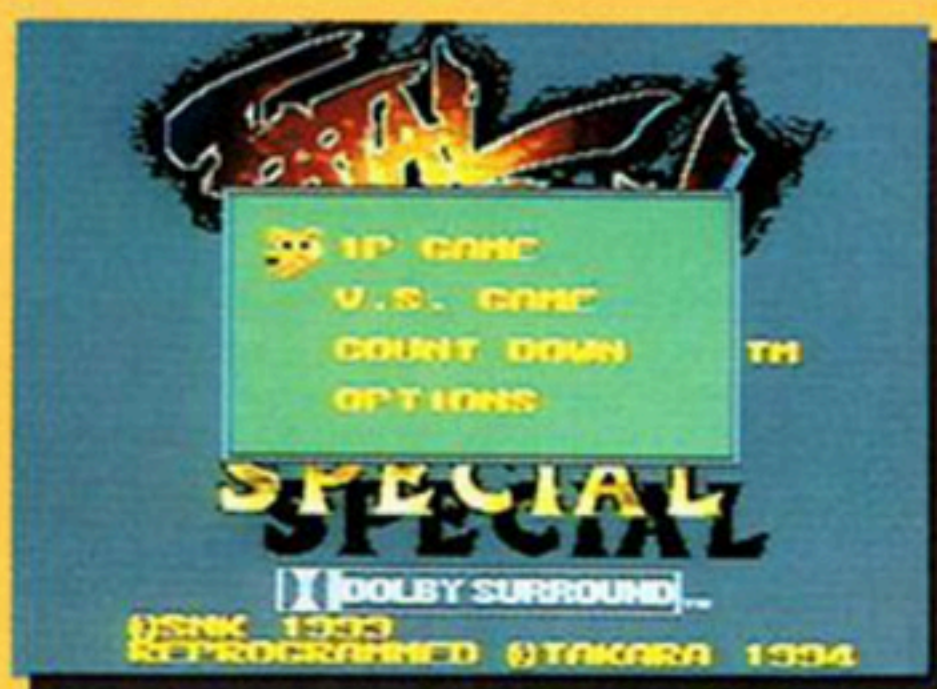
---

**X/Y buttons** : Punch.  
**A/B buttons** : Kick.  
**R button** : Fighting plane switch.  
**L button** : 3D attack

\* These button arrangements can be changed in Option mode. Please refer to page 10 for details.

## TITLE SCREEN, SELECTING GAME MODES

Insert the Game Pak into your Super Nintendo Entertainment System and turn the power switch ON. The Title screen will then appear. Press the Start button at the Title or the Demo screens to move to the Game Mode Selection screen. Select the game mode with the + Control Pad, and press the Start button to start the game.



These are the different game modes:

### 1P GAME MODE

Take on all comers in the non-stop action of the "King of the Fighters" Tournament! Select the character you wish to fight with using the + Control Pad, and press the Start button to select. Then pick the computer character you wish to fight against first.



# TING STARTED, GAME MODES

## VS GAME MODE

---

Battle it out against a friend. Each player selects the character s/he wishes to fight with. It is possible for both players to select the same character.



## COUNT DOWN GAME MODE

---

In this mode, you choose a character and fight it out for a fixed period of time against opponents who appear one after another, and try to score as high as you can.



- ① Remaining time
- ② Score
- ③ Name of the fighter

The game ends when you have defeated all the computer characters, or when time runs out. After the game ends, your score is calculated. There's no life gauge in this mode. Instead, your score decreases each time you're injured by your opponent.

Two types of bonus points may be added to your score.

- 1) If you defeat a computer character in less than 60 seconds, you'll receive extra bonus points (the faster you defeat an opponent, the more points you receive).
- 2) At the end of the match, you receive 5000 points for every opponent you defeated.



## SETTING AND CHANGING OPTIONS



Move the + Control Pad up or down to select an item, and move it left or right to set the new selection. You can change the button settings of your controller in this mode by resetting each button one after another.

Press the Start button to return to the Title screen.

### GAME LEVEL

Changes the difficulty level of the game in 1P Game mode.

### BUTTON CONTROL

Changes the settings of the buttons on the controller.

L. PUNCH \_\_\_\_\_ Weak punch

H. PUNCH \_\_\_\_\_ Strong punch

L. KICK \_\_\_\_\_ Weak kick

H. KICK \_\_\_\_\_ Strong kick

3D MOVE \_\_\_\_\_ Fighting plane switch (jump into opposite fighting plane)

3D ATTACK \_\_\_\_\_ 3D attack (send opponent flying into opposite fighting plane)



## OPTION MODE

Another way to switch into the opposite fighting plane is to press the weak punch and weak kick buttons simultaneously. To send your opponent flying into the opposite fighting plane, press the strong punch and strong kick buttons simultaneously.

### GAME TIME


Changes how long a round goes. You can also set the game so that there is no time limit.

### SOUND MODE

Lets you choose either mono, stereo or surround sound.



If you connect your Super Nintendo Entertainment system to Dolby surround sound-capable amps or speakers, you can enjoy listening to super realistic stereo surround sound while playing this game.

\* *Dolby and the  symbol are registered trademarks of the Dolby Research Center.*



# **GAME RULES**

## **OFFICIAL RULES FOR THE KING OF THE FIGHTERS TOURNAMENT**

---

- 1) Each match consists of 3 rounds. The first fighter to win 2 rounds is declared the winner and moves on to the next match.
- 2) A round ends when a fighter's strength reaches zero, or when he or she can no longer stand up. The fighter still standing is declared the winner.
- 3) If there is a fixed time limit, and both fighters have won the same number of rounds at the end of a match, the fighter with the most strength remaining is declared the winner.
- 4) In the event of a double knockout, or when both fighters have the same remaining strength level, the round ends in a draw.
- 5) If neither fighter wins two out of 3 rounds, there is a final round to decide the winner. The winner of this round is declared the winner of the match.
- 6) At the beginning of each round, the strength levels of both fighters are set back to 100%.

# WHAT YOU SEE ON SCREEN



- ① 1P score : Shows the player 1 score.
- ② 2P score : Shows the player 2 score.
- ③ 1P life gauge : The life gauge for player 1. Every time your character is injured the life gauge decreases. A round ends if it reaches zero.
- ④ 2P life gauge : The life gauge for player two.
- ⑤ Match timer : Shows the amount of time left remaining in the round (if there is no time limit, " ∞ " will be displayed instead).
- ⑥ 1P victory indicator : Lights up when player 1 wins a round.
- ⑦ 2P victory indicator : Lights up when player 2 wins a round.

# PLAYER JOIN-IN AND CONTINUE

## PLAYER JOIN-IN

---



When playing in 1P Game mode, a second player can join in at any time. Press the Start button on the second controller and player 2 can begin playing the game.

## GAME OVER AND CONTINUE

---



After losing a match in 1P Game mode, the Continue screen appears. If you press the Start button before the countdown reaches zero, you can start playing again from where you were defeated.

If you press any buttons other than the Start button, the countdown will speed up.

# STRAIGHT WIN

## FIGHT THE ULTIMATE BATTLE!

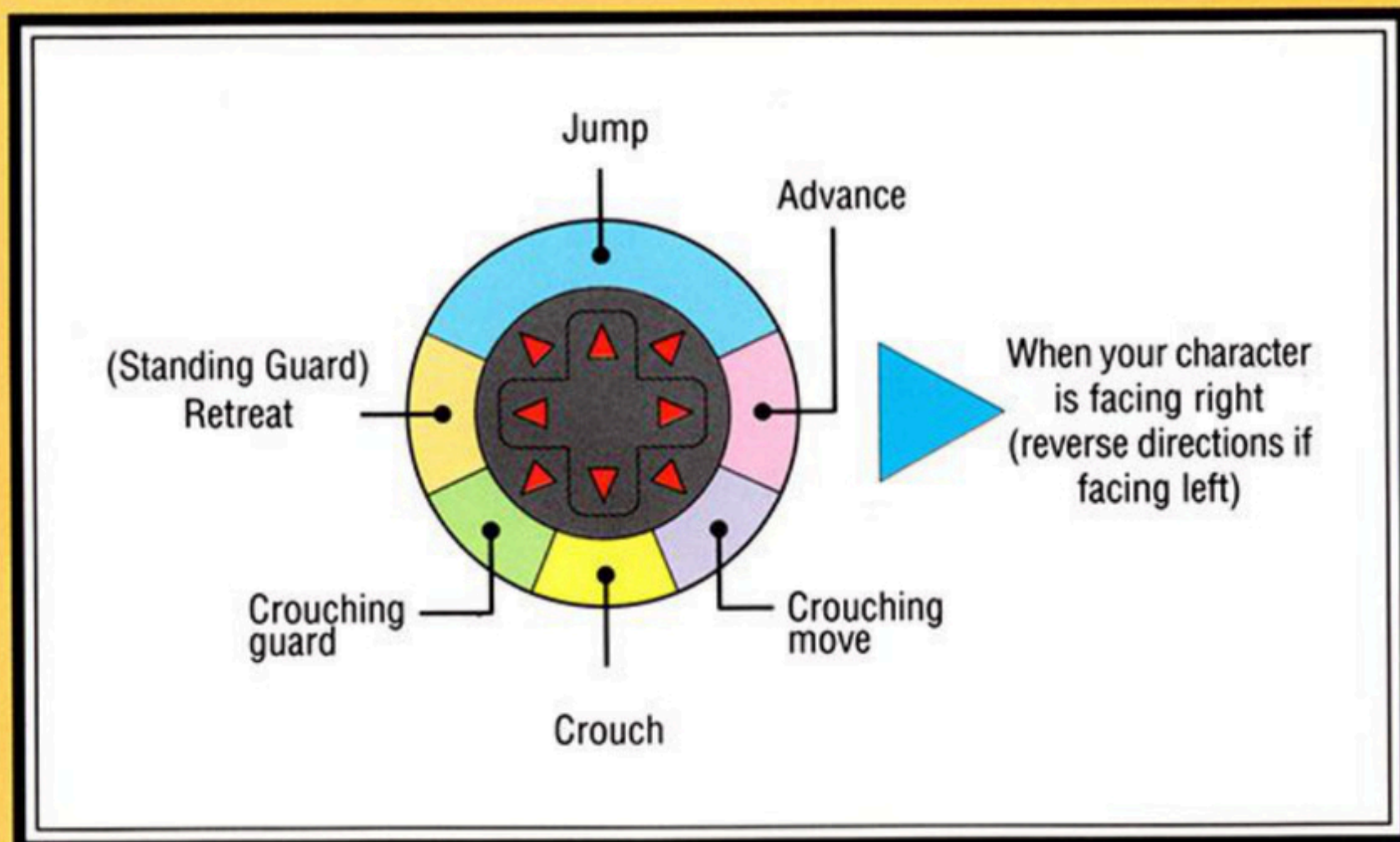
If you manage to clear 1P Game mode without losing a single round, you'll enter the Dream Match and come face-to-face with Ryo Sakazaki (from "Art of Fighting") for the battle of a lifetime! If you use continue to continue fighting a round, you'll still be able to fight against the "Raging Dragon" as long as you win that round in the end.

Remember, if you lose a round you must lose that match then continue.

The tournament isn't over until you defeat the "Raging Dragon"!



In FATAL FURY SPECIAL, you can use 3D moves as well as normal moves to fight along two fighting planes, a front plane and a back plane. You can switch planes to attack enemies, dodge attacks, and move around the screen.



## WHEN ON THE SAME PLANE AS YOUR OPPONENT

### FIGHTING PLANE SWITCH (R BUTTON)

Jump into the opposite plane to your opponent. This move is useful for dodging enemy attacks and giving you a chance to catch your breath.

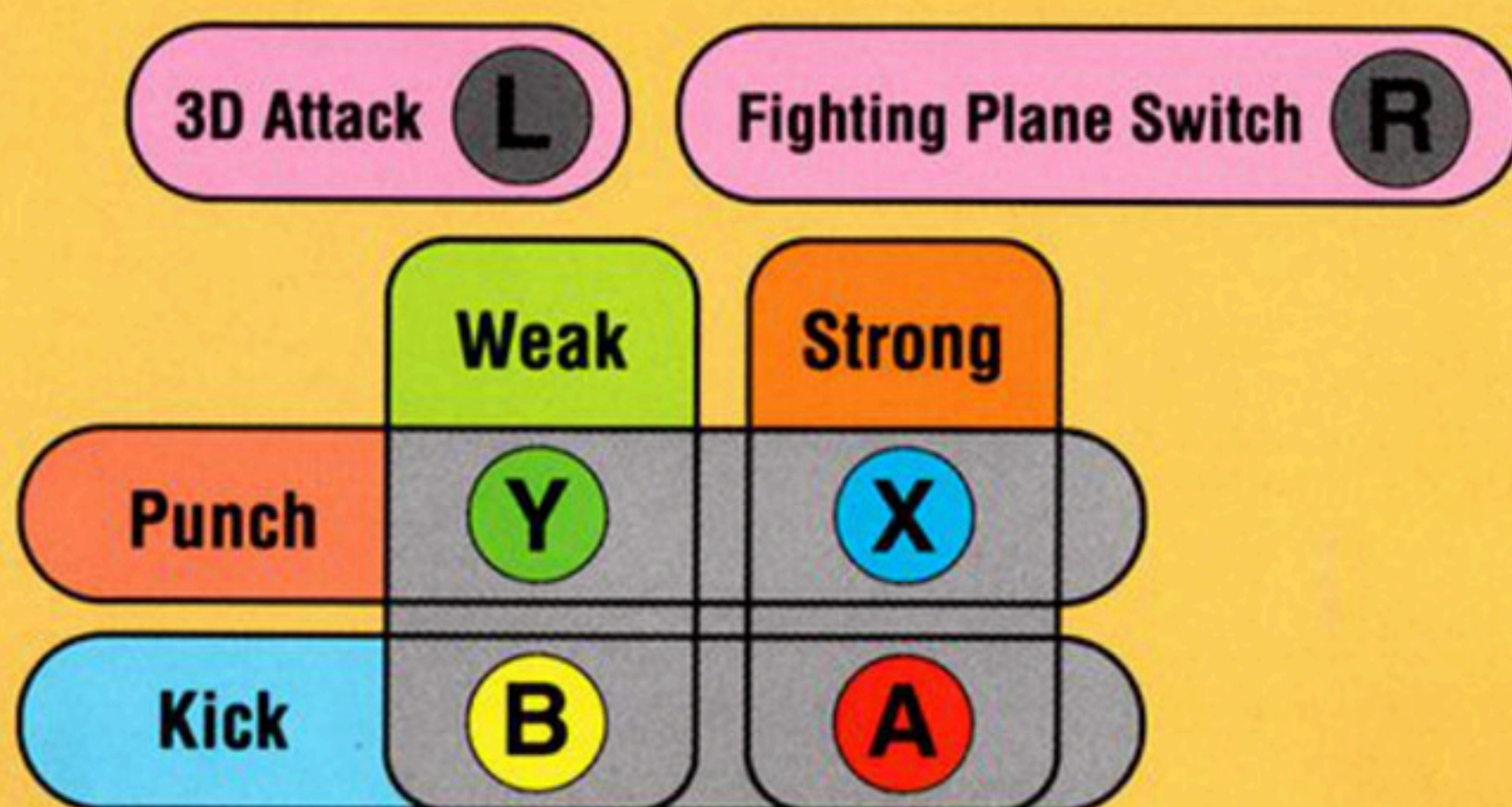
### 3D ATTACK (L BUTTON)

Send your enemy flying into the opposite plane (with a throw or kick). This is a powerfully cool move. Master it!



# C CONTROLS AND 3D MOVES

## OTHER BUTTON OPERATIONS



\* Button arrangements can be changed in Option mode (please refer to page 10 for details).

## WHEN ON THE OPPOSITE PLANE TO YOUR OPPONENT

### FIGHTING PLANE SWITCH (+ CONTROL PAD)

To roll into the same plane as your opponent, press the + Control Pad up to move into the back plane, or down to move into the front plane.

### 3D ATTACK

This move allows you to jump into the same plane as your opponent and attack. Your attack speed and attack power depend on the button you use to attack. Press a weak attack button to do a fast shallow jump and a weak attack, and a strong attack button to do a high, slower jump and a strong attack.





# BASIC MOVES

## **JUMPING BACKWARDS** ■ ■ ■ ■ ■ ■ ■ ■ ■ ■

Quickly press the **+** Control Pad in the opposite direction of your enemy twice to jump backwards and instantly put distance between you and your opponent.



## **TAUNT YOUR OPPONENT** ■ ■ ■ ■ ■ ■ ■ ■ ■ ■

Put yourself out of range of your opponent and press the strong punch button (X button), and your character will tease and taunt your enemy. This has absolutely no effect on you or your opponent's score or life gauge, but it's really cool to do.



## **RECOVERING FROM KNOCKOUTS** ■ ■ ■ ■ ■ ■ ■ ■ ■ ■

If you are knocked senseless by your opponent, immediately press the **+** Control Pad or any of the attack buttons repeatedly and you'll be able to recover quicker.



Martial Arts Master

# Terry Bogard

"From here on in things are gonna get nasty for ya, Krauser and Geese - get ready!"

Profile: Terry Bogard  
D.O.B.: 3/15/1971  
Height: 6'  
Weight: 170 lb

South Town's favorite son and Street Fighting Champion, Terry's bravery and cheerful personality have won him respect and popularity amongst the townsfolk. Now he's heading back out onto the streets with even tougher and meaner fighting techniques, ready to deal out justice to his arch rivals, Geese and Krauser.



## Burning Knuckle

↓ ↘ ↙ + Y or X




## Rising Tackle

↓ Hold ↘ + Y or X



## Crack Shoot

↓ ↘ ↙ ↘ + A or B



## Power Wave

↓ ↘ ↙ + Y or X



## Super Attack : Power Geyser

↓ ↘ ↙ ↘ ↘ + X + B together  
(When character is facing right)

# MEET THE FIGHTERS!

Koppo Specialist •••••

## Andy Bogard

Profile: Andy Bogard  
D.O.B.: 8/16/72  
Height: 5' 8"  
Weight: 152 lb

"Listen up good, guys - not even Terry's gonna be able to hold out against my Koppo skills this time!"

Terry's brother. To compensate for his lack of height, Andy put himself through rigorous and relentless training to mould himself into a Koppo master. He still trains daily to keep himself in top condition. His dream is to best his brother in a fair fight.

### Shadow Splitter (Zan-Ei-Ken)

➤ Hold ➤ + Y or X

### Dragon Bullet (Sho-Ryu-Dan)

⬇️➤➤➤ + Y or X

### Shotgun Kick (Ku-Ha-Dan)

➤ Hold ➤ + A or B

### Flying Punch (Hi-Sho-Ken)

⬇️➤➤➤ + Y or X

### Super Attack : Blazing Kick (Cho-Reppa-Dan)

⬇️ Hold ➤➤➤ + A + B together  
(When character is facing right)



The Young Muetai Champ

# Joe Higashi

Profile: Joe Higashi  
D.O.B.: 3/29/1972  
Height: 6'  
Weight: 159 lb

"You Bogards are my buddies an' all, but only one of us can be "King of the Fighters" - an' it's gonna be me!"



The sworn friend of the Bogard brothers. Currently back in Thailand reasserting his legendary status as the invincible King of Muetai, Joe returns to South Town to stand shoulder-to-shoulder with Terry and Andy, and test his skills against the best fighters in the world.

### Slash Kick

Hold + A or B



Slash Kick

### Machine-Gun Punch (Baku-Retsu-Ken)

Press Y or X repeatedly



Machine-Gun Punch

### Tiger Kick

+ A or B



Tiger Kick

### Hurricane Uppercut

+ Y or X



Hurricane Uppercut

### Super Attack :

#### Tornado Uppercut

+ B + X together  
(When character is facing right)

The Mega Pro Wrestler

# Big Bear

"Bah! What a crew of weenies! Geese-sheesh - he's about as mean as a baby koala!"

Profile: Big Bear  
D.O.B.: 3/3/19??  
Height: 6' 9"  
Weight: 463 lb



The Aussie wrestler who once worked on the wrong side of the South Town tracks as Geese Howard's masked bodyguard. He now fights as an orthodox Pro wrestler, and burns with the ambition to win the Tournament and earn recognition as the world's toughest fighter.

## Giant Bomb

Hold  $\blacktriangle$  + Y or X

## Super Drop Kick

Hold A for 8 seconds and release

## Bear Bomber

$\blacktriangle\blacktriangle\blacktriangle\blacktriangle$  + X

## Neck Grab

$\blacktriangle$  + A

## Super Attack : Breath of Fire

$\blacktriangle\blacktriangle\blacktriangle\blacktriangle\blacktriangle$  + B + X together  
(When character is facing right)



Giant Bomb



Super Drop Kick



Bear Bomber



Neck Grab





Tai Kwan Do Expert •••••

# Kim Kap Hwan

“My mission - to spread Tai Kwan Do, the noblest of the martial arts, throughout the world!”

Kim takes his Tai Kwan Do seriously, maybe too seriously. He fights not for kicks, but to prove that his fighting art is truly the best and strongest in the world. He is once again putting his own name and the prestige of his homeland on the line, as he competes in the “King of the Fighters”, determined to show the power of his elegant and skillful attack and defense techniques.

## Half-Moon Kick (Han-Getsu-Ken)

↙ ↘ ↙ + A or B

## Flying Slash (Hien-Zan)

↙ Hold ↘ + A or B

## Aerial Kick (Hisho-Kyaku)

↙ + A or B when jumping

## Flying Body Slam (Sakkyaku-Nage)

↘ + X

## Super Attack : Mega Attack Kick (Ho-O-Kyaku)

↙ ↘ ↙ ↘ + A + B together  
(When character is facing right)



Profile: Kim Kap Hwan  
D.O.B.: 21/12/1964  
Height: 5' 10"  
Weight: 172 lb



Half-Moon Kick (Han-Getsu-Ken)



Flying Slash (Hien-Zan)



Aerial Kick (Hisho-Kyaku)



Flying Body Slam



Street Dancing Fighter •••••

# Duck King

"Time to hit the streets and party! And I like to party tough - so be careful you don't get wasted by the funkiest fighter around!"

Ever since he was beaten by Terry in the previous Tournament, the Duck King has burned to take his revenge. He aims to overthrow Terry and his other rivals with his "street-dancing" fighting style and establish himself as the King of the Fighters.

**Head Spin Attack** : ◀ Hold ▶ + Y or X

**Dancing Dive** : ▼ ▶ ◀ + A or B

**Rap Attack** : ▼ ▶ ▶ ▶ + A or B

**Rhythm Dash** : ▶ ▶ ▶ + X

**Super Attack : Break Spin**

◀ ▶ ▼ ▶ ▶ ▶ ▶ + B + X together  
(When character is facing right)




Profile: Duck King  
D.O.B.: 2/2/1967  
Height: 5' 9"  
Weight: 137 lb



Head Spin Attack



Dancing Dive



Rap Attack



Rhythm Dash

Ancient Tai-Kyoku-Ken Master •••••

# Tung Fu Rue

“Don't be deceived by appearances - there's plenty I know that those youngsters don't!”

Profile: Tung Fu Rue  
D.O.B.: 14/4/1924  
Height: 5' 3"  
Weight: 101 lb

Sensei to Terry and Andy's foster father, Jeff, before Jeff's untimely demise, Tung Fu Rue then took on responsibility for bringing up the boys. He now intends to beat Geese, returned from apparent defeat, and Krauser, the King of Darkness, in the Tournament.

**Sen-Shippo** : + Y or X

**Sho-Ha** : Hold + Y or X

**Geki-Ho** : Press X repeatedly

**Ressen-Kyaku** : Hold + A or B

**Super Attack** : **Sen-Pu-Go-Ken**

+ B + X together  
(When character is facing right)



Sen-Shippo



Sho-Ha



Geki-Ho



Ressen-Kyaku

## Cudgel Master

# Billy Kane

"Watch your backs, Bogards  
- I won't be showing mercy  
this time!"

Billy learnt about survival as an orphan on the mean streets of South Town, growing up into a formidable cudgel fighter. He was beaten by the Bogards in the previous two Tournaments, but has sworn to avenge his earlier defeats and come out as champion. Will he be able to take his revenge?

### Cudgel Hit (San-Sekkon)

← Hold → + Y or X

### Suzume-Otoshi

↖ Hold ↗ + Y or X

### Cudgel Spin (Sen-Pu-Kon)

Press Y or X repeatedly

### Jumping Cudgel Spin (Hi-Sho-Kon)

↖↗↖↗ + A or B

### Super Attack : Flaming Cudgel (Cho-Kaen-Sen-Pu-Kon)

↖↗↖↗↖↗↖↗ + X + Y together

(When character is facing right)



Profile: Billy Kane  
D.O.B.: 25/12/1966  
Height: 5' 8"  
Weight: 170 lb



Cudgel Hit (San-Sekkon)



Suzume-Otoshi



Cudgel Spin (Sen-Pu-Kon)



Jumping Cudgel Spin

## Boxing Legend .....

# Axel Hawk

*"I've been out of the game for a while but I'm still the greatest! Ain't no-one gonna call me a has-been!"*

Axel was once the world heavyweight boxing champion, but retired at the pinnacle of his career to enjoy the fruits of success. But his fighting instincts were so strong that the allure of the good life soon wore off, and he made a comeback to prove to the world that he was still "The Greatest".

### Tornado Uppercut

↕↕↕ + Y or X

### Smash Bomber

↔ Hold ↗ + Y or X

**Axel Dance** : Press Y or X repeatedly

**Ground Bomber** : ↗ + A

### Super Attack : Lightning Dash and Attack

↔↔↕↕↕ + B + X together

(When character is facing right)

Profile: Axel Hawk  
D.O.B.: 13/6/1954  
Height: 6' 5"  
Weight: 275 lb



Tornado Uppercut



Smash Bomber



Axel Dance



Ground Bomber



Former Boss of the Underworld •••••

# Geese Howard

"I've gotta long memory  
- and now you're gonna  
get what's comin' to  
you, Krauser!"



The world is buzzing with the news - Geese is back! Making a miraculous comeback from apparent defeat, he returns to South Town to take his long-awaited revenge on the man who ousted him from power - Wolfgang Krauser.

**Violent Wave (Reppu-Ken) :** ↘↘↘ + Y

**Mega Violent Wave (Double-Reppu-Ken)**

↘↘↘ + X

**Shippu-Ken**

↘↘↘ + Y or X when jumping

**Ate-Mi-Nage**

↘↘↘↘↘ + A or B

**Super Attack :**

**Raging Storm**

↘↘↘↘↘↘↘

+ B + X together

(When character is facing right)



Profile: Geese Howard  
D.O.B.: 21/1/1953  
Height: 6'  
Weight: 181 lb



Violent Wave (Reppu-Ken)



Mega Violent Wave



Shippu-Ken



Ate-Mi-Nage

The Fearsome King of Darkness •••••

# Wolfgang Krauser

"At last, Geese, you return - let me once again show you the true meaning of defeat and humiliation!"

Profile:  
Wolfgang Krauser  
D.O.B.: Unknown  
Height: 6' 7"  
Weight: 320 lb

"The King of Darkness" who overthrew Geese and took over his position as ruler of South Town's criminal underworld. He is now rumored to be the most powerful underworld figure in the world. Krauser plans to use the Tournament as a means of extending his control into the legitimate power centers of town.



**Upper Level Blitz** :  $\blacktriangleleft \blacktriangleright \blacktriangleleft$  + Y or X

**Lower Level Blitz** :  $\blacktriangleleft \blacktriangleright \blacktriangleleft$  + A or B

**Tomahawk Kick** :  $\blacktriangleleft \blacktriangleright \blacktriangleright$  + A or B

**Power Hurl (Ate-Mi-Nage)**

$\blacktriangleleft \blacktriangleright \blacktriangleleft \blacktriangleright \blacktriangleright$  + Y or X

**Super Attack : Kaiser Wave**

$\blacktriangleleft$  Hold  $\blacktriangleright$  + X + Y together (When character is facing right)



Upper Level Blitz



Lower Level Blitz



Tomahawk Kick



Power Hurl (Ate-Mi-Nage)

The Invincible Dragon •••••

# Ryo Sakazaki

"You can't call yourself the "King of the Fighters" if you haven't beaten me!"

Profile: Ryo Sakazaki  
D.O.B.: Unknown  
Height: 5' 9"  
Weight: 150 lb



This year's Tournament features a guest appearance by Ryo Sakazaki, the invincible Kyokugenryu karate master. Are any of the contestants strong enough to beat him and earn the right to call themselves the "King of the Fighters"?

### Ha-O-Sho-Ko-Ken

### Legs of Flying Heat (Hi-En-Shippu-Kyaku)



Ha-O-Sho-Ko-Ken



Legs of Flying Heat (Hi-En-Shippu-Kyaku)





# LIMITED WARRANTY

## PLAYMATES INTERACTIVE ENTERTAINMENT WARRANTY

Playmates Interactive Entertainment warrants to the original purchaser of this Playmates Interactive Entertainment product that this Game Cartridge is free from defects in material and workmanship for a period of ninety (90) days from the date of purchase. This Playmates Interactive Entertainment product is sold "as is," without expressed or implied warranty of any kind, and Playmates Interactive Entertainment is not liable for any losses or damages of any kind resulting from the use of this product. Playmates Interactive Entertainment agrees for a period of ninety (90) days to either repair or replace, at its option, free of charge, the Playmates Interactive Entertainment product. Send product postage paid, along with dated proof of purchase, to the address shown below.

This warranty shall not be applicable and shall be void if the defect in the Playmates Interactive Entertainment product has arisen through abuse, unreasonable use, mistreatment or neglect. THIS WARRANTY IS IN LIEU OF ALL OTHER WARRANTIES AND NO OTHER REPRESENTATIONS OR CLAIMS OF ANY NATURE SHALL BE BINDING ON OR OBLIGATE PLAYMATES INTERACTIVE ENTERTAINMENT. ANY IMPLIED WARRANTIES APPLICABLE TO THIS SOFTWARE PRODUCT, INCLUDING WARRANTIES OF MERCHANTABILITY AND FITNESS FOR A PARTICULAR PURPOSE, ARE LIMITED TO THE NINETY (90) DAY PERIOD DESCRIBED ABOVE. IN NO EVENT WILL PLAYMATES INTERACTIVE ENTERTAINMENT BE LIABLE FOR INCIDENTAL OR CONSEQUENTIAL DAMAGES RESULTING FROM POSSESSION, USE OR MALFUNCTION OF THE PLAYMATES INTERACTIVE ENTERTAINMENT SOFTWARE PRODUCT.

Some states do not allow limitations as to how long an implied warranty lasts and/or exclusions of liability may not apply to you. This warranty gives you specific legal rights, and you may also have other rights which vary from state to state.

**Playmates Interactive Entertainment**  
**16200 S. Trojan Way**  
**La Mirada, CA 90638**  
**Customer Service (714) 562-1720**

Patents: U.S.#'s 4,442,486/4,454,594; Europe # 80244; Canada #'s 1,183,276/1,082,351; Hong Kong # 88-4302; Germany # 2,609,826; Singapore # 88-155; U.K. # 1,535,999; France # 1,607,029; Japan # 1,632,396.



Distributed by:  
Playmates Interactive Entertainment, Inc.  
16200 S. Trojan Way, La Mirada, CA 90638  
For Consumer Service, please call (714) 562-1720

PRINTED IN USA