

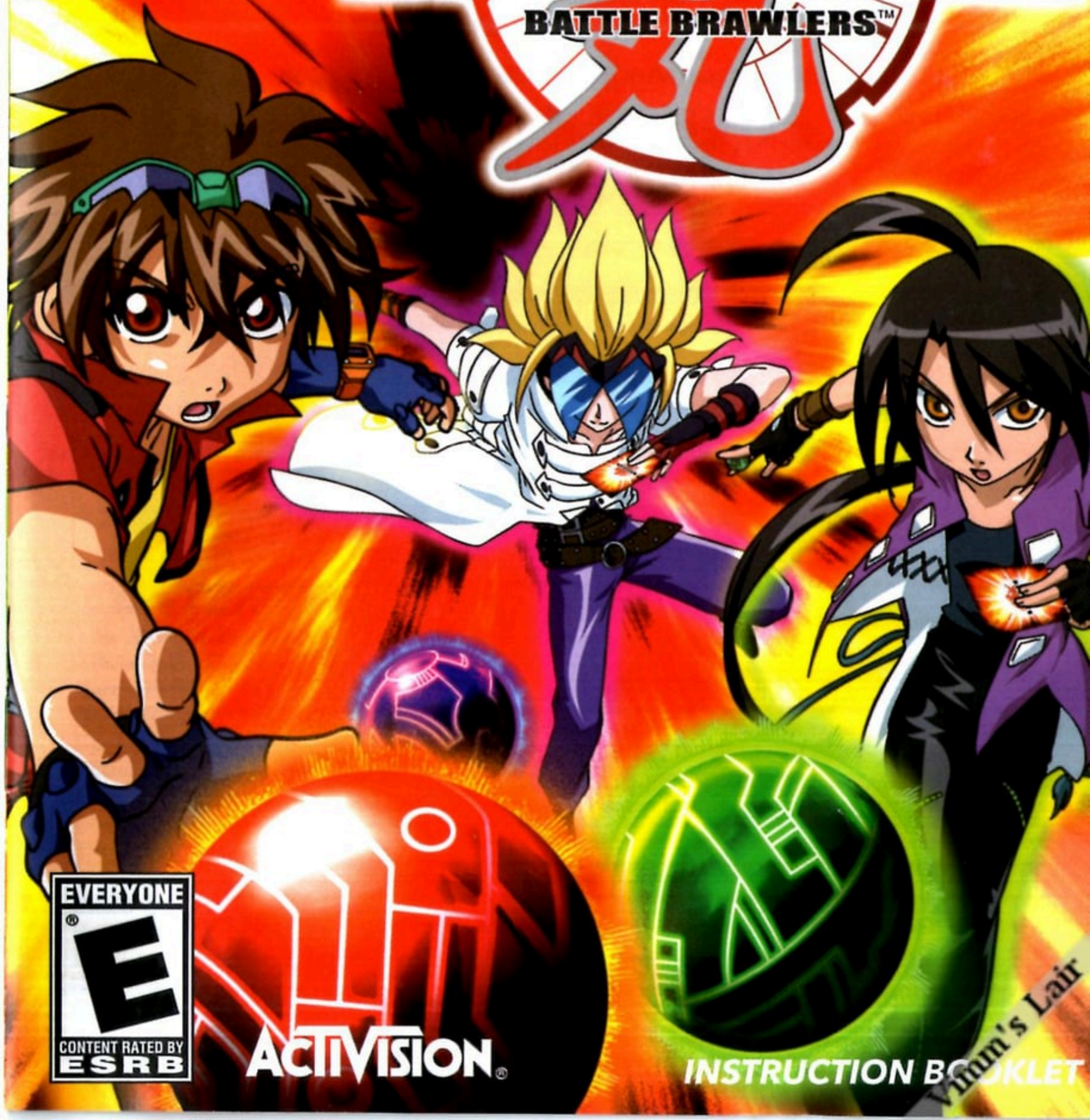
Wii™

爆丸

BAKUGAN™

BATTLE BRAWLERS™

丸



EVERYONE
E
CONTENT RATED BY
ESRB

ACTIVISION®

INSTRUCTION BOOKLET
Vimm's Lair

PLEASE CAREFULLY READ THE Wii™ OPERATIONS MANUAL COMPLETELY BEFORE USING YOUR Wii HARDWARE SYSTEM, GAME DISC OR ACCESSORY. THIS MANUAL CONTAINS IMPORTANT HEALTH AND SAFETY INFORMATION.

IMPORTANT SAFETY INFORMATION: READ THE FOLLOWING WARNINGS BEFORE YOU OR YOUR CHILD PLAY VIDEO GAMES.

⚠ WARNING – Seizures

- Some people (about 1 in 4000) may have seizures or blackouts triggered by light flashes or patterns, and this may occur while they are watching TV or playing video games, even if they have never had a seizure before.
- Anyone who has had a seizure, loss of awareness, or other symptom linked to an epileptic condition, should consult a doctor before playing a video game.
- Parents should watch their children play video games. Stop playing and consult a doctor if you or your child has any of the following symptoms:

Convulsions	Eye or muscle twitching	Altered vision
Loss of awareness	Involuntary movements	Disorientation

- To reduce the likelihood of a seizure when playing video games:
 1. Sit or stand as far from the screen as possible.
 2. Play video games on the smallest available television screen.
 3. Do not play if you are tired or need sleep.
 4. Play in a well-lit room.
 5. Take a 10 to 15 minute break every hour.

⚠ WARNING – Repetitive Motion Injuries and Eyestrain

Playing video games can make your muscles, joints, skin or eyes hurt. Follow these instructions to avoid problems such as tendonitis, carpal tunnel syndrome, skin irritation or eyestrain:

- Avoid excessive play. Parents should monitor their children for appropriate play.
- Take a 10 to 15 minute break every hour, even if you don't think you need it.
- If your hands, wrists, arms or eyes become tired or sore while playing or if you feel symptoms such as tingling, numbness, burning or stiffness, stop and rest for several hours before playing again.
- If you continue to have any of the above symptoms or other discomfort during or after play, stop playing and see a doctor.

⚠ CAUTION – Motion Sickness

Playing video games can cause motion sickness in some players. If you or your child feels dizzy or nauseous when playing video games, stop playing and rest. Do not drive or engage in other demanding activity until you feel better.

IMPORTANT LEGAL INFORMATION

This Nintendo game is not designed for use with any unauthorized device. Use of any such device will invalidate your Nintendo product warranty. Copying of any Nintendo game is illegal and is strictly prohibited by domestic and international intellectual property laws. "Back-up" or "archival" copies are not authorized and are not necessary to protect your software. Violators will be prosecuted.



The Official Seal is your assurance that this product is licensed or manufactured by Nintendo. Always look for this seal when buying video game systems, accessories, games and related products.



This software uses fonts produced by FONTWORKS Inc. FONTWORKS, and font names are trademarks or registered trademarks of FONTWORKS Inc. All rights reserved.

BAKUGAN, BATTLE BRAWLERS, and all related titles, logos and characters are trademarks and copyrights of Spin Master Ltd. NELVANA is a trademark of Nelvana Limited. CORUS is a trademark of Corus Entertainment Inc. Used under license by Activision Publishing, Inc. All Rights Reserved.
Bakugan™ 2008 Spin Master LTD & Sega Toys.



Nintendo, Wii and the Official Seal are trademarks of Nintendo. © 2006 Nintendo.



⚠ CAUTION: WRIST STRAP USE

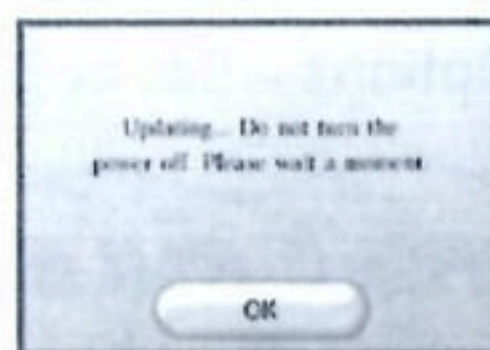
Please use the wrist strap to help prevent injury to other people or damage to surrounding objects or the Wii Remote in case you accidentally let go of the Wii Remote during game play.

Also remember the following:

- *Make sure all players put on the wrist strap properly when it is their turn.*
- *Do not let go of the Wii Remote during game play.*
- *Dry your hands if they become moist.*
- *Allow adequate room around you during game play and make sure that all areas you might move into are clear of other people and objects.*
- *Stay at least three feet from the television.*
- *Use the Wii Remote Jacket.*

SYSTEM MENU UPDATE

Please note that when first loading the Game Disc into the Wii console, the Wii will check if you have the latest system menu, and if necessary a Wii system update screen will appear. Press OK to proceed.



CONTENTS

The Journey Begins4
Starting the Game.4
Game Modes4
Basic Rules4
Controls5
Aiming5
Picking Bakugan5
Choose your Throw.5
Throwing5
Steering6
Battle Controls6
How to Win6
Additional Rules7
Battlefield Items.7
Secret Areas.7
Customer Support8
Software License Agreement	11

BAKUGAN™ BATTLE BRAWLERS™

THE JOURNEY BEGINS...

On Vestroia, the evil Hal-G works to create the Silent Orb from the power of the Doom Dimension. However, by creating the Silent Orb he releases two powerful Bakugan to Earth, the evil Vladitor and mysterious Leonidas. On Earth, a young boy discovers Leonidas and forms a partnership with him that could decide the fate of both worlds...

STARTING THE GAME

When you first start your game you will need to enter your name, select an Attribute and create your character. After that you're ready to explore the world of Bakugan.

GAME MODES

- **Story** – Create your own character and take part in an all-new Bakugan story. Unlock new characters, Bakugan and battlefields.
- **Battle Arena** – Battle with up to 4 players. You can team up or compete against your friends or the console.
- **Tutorial** – Learn all about the rules and how to play Bakugan.
- **My Room** – Edit your character, deck, view your collections, check your info, and get tips from the Battle Brawlers.
- **Options** – Edit options such as sound levels and practice throws.

BASIC RULES

The main goal of Bakugan is to win three Gate Cards. You win Gate Cards by throwing your Bakugan onto the cards and battling other Bakugan!

The first step is to throw your Bakugan. After you throw you can also steer around the environment and collect power-ups!

The second step is to get your Bakugan to stand on a card. A Bakugan stands on a card when they roll over it slowly. Once a Bakugan stands, it will transform into Battle Mode.

The third step is to battle! A battle begins when two Bakugan from different players stand on the same Gate Card. The Gate Card opens and both Bakugan transform. The Gate Card can add G-Power to a Bakugan depending on its attribute (color) and they can also change the rules. You can gain G-Power by using the Gate Cards, Ability Cards, Special Shots, and by doing well in battle!

The highest G-Power at the end of the battle wins!

CONTROLS

+Control Pad

Navigate menus
Select and place cards
Adjust aim (in game)
Back Spin (while steering)

A Button

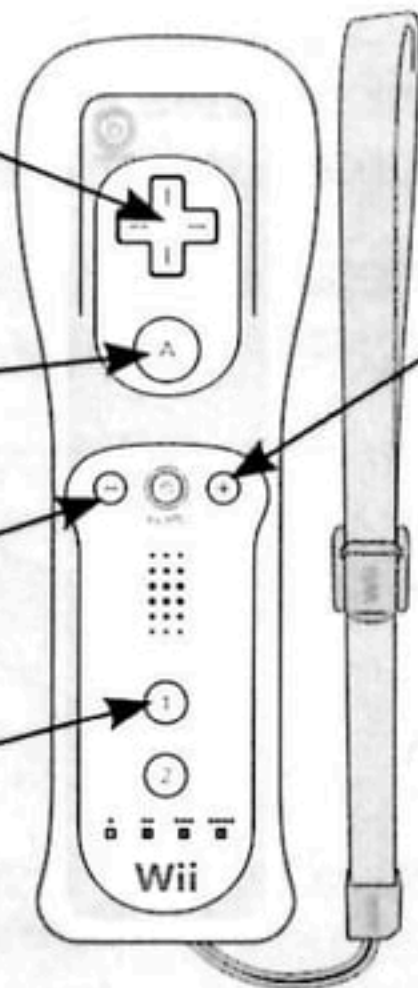
OK
Use Steering

- Button

Cycle menu selections

1 Button

Gate Card (in game)
Select deck

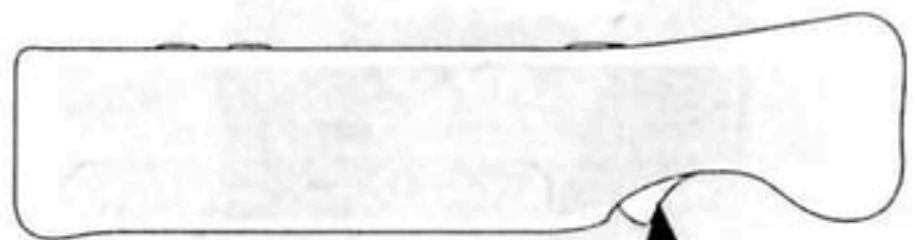


Pointer

Navigate menus
Aim interference

+ Button

Pause
Cycle menu selections



B Button

Back
Zoom (while aiming)
Shoot interference
Use steering


AIMING

- Aim by using the +Control Pad.
- Press the B Button to zoom.
- When you are ready to throw, press the A Button to lock your aim.



PICKING BAKUGAN

- Choose a Bakugan to use by pointing at the Bakugan then holding the A and B Buttons to grab it.



CHOOSE YOUR THROW

- Move the Bakugan off the edge of the screen in any direction. Moving up or down will result in a Normal Shot and moving left or right will result in a Power Shot.



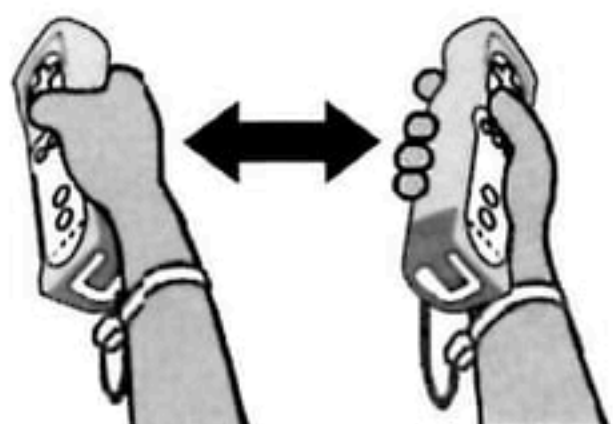
THROWING

- Swing the Wii Remote and release the A and B Buttons to throw the Bakugan. The faster you swing the Wii Remote, the stronger the throw will be.




STEERING

- After the Bakugan is thrown, you can steer the Bakugan by holding either the A or B Button and tilting the Wii Remote.
- Tilt the Wi Remote left or right to turn, forward to speed up and backward to slow down. Flick the Wii Remote up to jump. Press Down on the +Control Pad to turn around.



Turn left Turn right



Speed up Slow down

BATTLE CONTROLS

- **Shaking Battle** – Shake the Wii Remote to gain G-Power. There are three difficulty levels for this battle.
- **Timing Battle** – Press the correct buttons or shake the Wii Remote as the icons pass. There are three difficulty levels for this battle.
- **Shooting Battle** – Shoot the icons that match your Bakugan's Attribute (look at the color!). Hit gold icons for a big bonus! There are three difficulty levels for this battle.

HOW TO WIN

There are a lot of other things that will help you win!

- **Gate Cards** – Using the right Gate Cards can help a lot! Pick Gate Cards that will boost your G-Power higher or change rules to your favor.
- **Ability Cards** – Ability Cards can change rules before or during a battle. They can also add additional G-Power or have other effects!
- **Special Shots** – When a Bakugan reaches level 5, it is able to perform a Special Shot. Each Special Shot is unique based upon the Attribute of the Bakugan. You must build up your S-Power until it's full to use a Special Shot. S-Power builds automatically during other players' turns.


ADDITIONAL RULES

There are a few more rules that can help you out as you play.

- **Sphere Attack** – Using a high-powered throw you can knock your opponent's G-Power down. If you knock it down to zero, you cause a Critical K.O. and win the card!
- **Double Stand** – Get two of your Bakugan to stand on the same Gate Card and you can win the card without fighting!
- **Stay** – If you throw all of your Bakugan and they're all standing on cards, you need to pick a Bakugan to stay. If that Bakugan hasn't been Critical K.O.'d or battled by your next turn, you win the Gate Card!


BATTLEFIELD ITEMS

There are many battlefields in the game, and each of them has different items that will help you move around the battlefield or help your Bakugan.



- **Trampolines** – The trampoline will shoot your Bakugan into the air. It looks like a ring with electricity in the center.

- **Speed Pads** – Look for speed pads on the floor. Your Bakugan gets a speed boost in the direction the arrows point.



- **Battle Gems** – Breaking one of these gems during your throw will get you Battle Items that help you in battle!

- **Pick-Ups** – Steer your Bakugan into pick-ups to gain G-Power, fuel for steering and even Hyper Ability Cards that can give you the edge. You've got to stand on a card to keep the item.



G-Power



Fuel Canister



Hyper Ability Card

SECRET AREAS

There are secret areas on most battlefields. If you find them you can get some great pick-ups!

CUSTOMER SUPPORT

Note: Please do not contact Customer Support for hints, codes, or cheats; only technical issues.

INTERNET: <http://www.activision.com/support>

Our support section of the Web has the most up-to-date information available. We update the support pages daily, so please check here first for solutions. If you cannot find an answer to your issue, you can submit a question/incident to us using the online support form. A response may take anywhere from 24–72 hours depending on the volume of messages we receive and the nature of your problem.

Note: All support is handled in English only.

Please see the Limited Warranty contained within our Software License Agreement for warranty replacements. We recommend that you first contact an Activision Technical Support Representative through our support site before sending your product to us. In many cases, a replacement is not necessary to resolve your problem. Our support representatives will help you determine if a replacement is necessary. If a replacement is appropriate we can issue you an Incident/Reference number to help process your replacement. Non-warranty game returns/refunds should be dealt with by the retailer or online site where you purchased the product.

Register your product online at <http://register.activision.com> so we can enter you in our monthly drawing for a fabulous Activision prize.

NOTES

NOTES

SOFTWARE LICENSE AGREEMENT

USE OF THIS PROGRAM IS SUBJECT TO THE SOFTWARE LICENSE TERMS SET FORTH BELOW. "PROGRAM" INCLUDES THE SOFTWARE INCLUDED WITH THIS AGREEMENT, THE ASSOCIATED MEDIA, ANY PRINTED MATERIALS, AND ANY ON-LINE OR ELECTRONIC DOCUMENTATION, AND ANY AND ALL COPIES AND DERIVATIVE WORKS OF SUCH SOFTWARE AND MATERIALS. BY OPENING THIS PACKAGE, AND/OR USING THE PROGRAM, YOU ACCEPT THE TERMS OF THIS LICENSE WITH ACTIVISION PUBLISHING, INC. ("ACTIVISION").

LIMITED USE LICENSE. Activision grants you the non-exclusive, non-transferable, limited right and license to use one copy of this Program solely and exclusively for your personal use. All rights not specifically granted under this Agreement are reserved by Activision. This Program is licensed, not sold. Your license confers no title or ownership in this Program and should not be construed as a sale of any rights in this Program.

OWNERSHIP. All title, ownership rights and intellectual property rights in and to this Program and any and all copies thereof (including but not limited to any titles, computer code, themes, objects, characters, character names, stories, dialog, catch phrases, locations, concepts, artwork, animation, sounds, musical compositions, audio-visual effects, methods of operation, moral rights, and any related documentation, incorporated into this Program) are owned by Activision or its licensors. This Program is protected by the copyright laws of the United States, international copyright treaties and conventions and other laws. This Program contains certain licensed materials and Activision's licensors may protect their rights in the event of any violation of this Agreement.

YOU SHALL NOT:

- Exploit this Program or any of its parts commercially, including but not limited to use at a cyber cafe, computer gaming center or any other location-based site. Activision may offer a separate Site License Agreement to permit you to make this Program available for commercial use; see the contact information below.
- Sell, rent, lease, license, distribute or otherwise transfer this Program, or any copies of this Program, without the express prior written consent of Activision.
- Reverse engineer, derive source code, modify, decompile, disassemble, or create derivative works of this Program, in whole or in part.
- Remove, disable or circumvent any proprietary notices or labels contained on or within the Program.
- Hack or modify (or attempt to modify or hack) the Program, or create, develop, modify, distribute or use any software programs, in order to gain (or allow others to gain) advantage of this Program in an on-line multiplayer game settings including but not limited to local area network or any other network play or on the internet.
- Export or re-export this Program or any copy or adaptation in violation of any applicable laws or regulations.

LIMITED WARRANTY. Activision warrants to the original consumer purchaser of this Program that the recording medium on which the Program is recorded will be free from defects in material and workmanship for 90 days from the date of purchase. If the recording medium is found defective within 90 days of original purchase, Activision agrees to replace, free of charge, any product discovered to be defective within such period upon its receipt of the Product, postage paid, with proof of the date of purchase, as long as the Program is still being manufactured by Activision. In the event that the Program is no longer available, Activision retains the right to substitute a similar program of equal or greater value. This warranty is limited to the recording medium containing the Program as originally provided by Activision and is not applicable to normal wear and tear. This warranty shall not be applicable and shall be void if the defect has arisen through abuse, mistreatment, or neglect. Any implied warranties prescribed by statute are expressly limited to the 90-day period described above.

EXCEPT AS SET FORTH ABOVE, THIS WARRANTY IS IN LIEU OF ALL OTHER WARRANTIES, WHETHER ORAL OR WRITTEN, EXPRESS OR IMPLIED, INCLUDING ANY WARRANTY OF MERCHANTABILITY, FITNESS FOR A PARTICULAR PURPOSE OR NON-INFRINGEMENT, AND NO OTHER REPRESENTATIONS OR CLAIMS OF ANY KIND SHALL BE BINDING ON OR OBLIGATE ACTIVISION.

When returning the Program for warranty replacement please send the original product disks only in protective packaging and include: (1) a photocopy of your dated sales receipt; (2) your name and return address typed or clearly printed; (3) a brief note describing the defect, the problem(s) you have encountered and the system on which you are running the Program; (4) if you are returning the Program after the 90-day warranty period, but within one year after the date of purchase, please include check or money order for \$20 U.S. currency per disc replacement. Note: Certified mail recommended.

In the U.S. send to Warranty Replacements, Activision, Inc., P.O. Box 67713, Los Angeles, California 90067

LIMITATION ON DAMAGES. IN NO EVENT WILL ACTIVISION BE LIABLE FOR SPECIAL, INCIDENTAL OR CONSEQUENTIAL DAMAGES RESULTING FROM POSSESSION, USE OR MALFUNCTION OF THE PROGRAM, INCLUDING DAMAGES TO PROPERTY, LOSS OF GOODWILL, COMPUTER FAILURE OR MALFUNCTION AND, TO THE EXTENT PERMITTED BY LAW, DAMAGES FOR PERSONAL INJURIES, EVEN IF ACTIVISION HAS BEEN ADVISED OF THE POSSIBILITY OF SUCH DAMAGES. ACTIVISION'S LIABILITY SHALL NOT EXCEED THE ACTUAL PRICE PAID FOR THE LICENSE TO USE THIS PROGRAM. SOME STATES/COUNTRIES DO NOT ALLOW LIMITATIONS ON HOW LONG AN IMPLIED WARRANTY LASTS AND/OR THE EXCLUSION OR LIMITATION OF INCIDENTAL OR CONSEQUENTIAL DAMAGES, SO THE ABOVE LIMITATIONS AND/OR EXCLUSION OR LIMITATION OF LIABILITY MAY NOT APPLY TO YOU. THIS WARRANTY GIVES YOU SPECIFIC LEGAL RIGHTS, AND YOU MAY HAVE OTHER RIGHTS WHICH VARY FROM JURISDICTION TO JURISDICTION.

TERMINATION. Without prejudice to any other rights of Activision, this Agreement will terminate automatically if you fail to comply with its terms and conditions. In such event, you must destroy all copies of this Program and all of its component parts.

U.S. GOVERNMENT RESTRICTED RIGHTS. The Program and documentation have been developed entirely at private expense and are provided as "Commercial Computer Software" or "restricted computer software." Use, duplication or disclosure by the U.S. Government or a U.S. Government subcontractor is subject to the restrictions set forth in subparagraph (c)(1)(ii) of the Rights in Technical Data and Computer Software clauses in DFARS 252.227-7013 or as set forth in subparagraph (c)(1) and (2) of the Commercial Computer Software Restricted Rights clauses at FAR 52.227-19, as applicable. The Contractor/ Manufacturer is Activision, Inc., 3100 Ocean Park Boulevard, Santa Monica, California 90405.

INJUNCTION. Because Activision would be irreparably damaged if the terms of this Agreement were not specifically enforced, you agree that Activision shall be entitled, without bond, other security or proof of damages, to appropriate equitable remedies with respect to breaches of this Agreement, in addition to such other remedies as Activision may otherwise have under applicable laws.

INDEMNITY. You agree to indemnify, defend and hold Activision, its partners, affiliates, contractors, officers, directors, employees and agents harmless from all damages, losses and expenses arising directly or indirectly from your acts and omissions to act in using the Product pursuant to the terms of this Agreement.

MISCELLANEOUS. This Agreement represents the complete agreement concerning this license between the parties and supersedes all prior agreements and representations between them. It may be amended only by a writing executed by both parties. If any provision of this Agreement is held to be unenforceable for any reason, such provision shall be reformed only to the extent necessary to make it enforceable and the remaining provisions of this Agreement shall not be affected. This Agreement shall be construed under California law as such law is applied to agreements between California residents entered into and to be performed within California, except as governed by federal law and you consent to the exclusive jurisdiction of the state and federal courts in Los Angeles, California.

If you have any questions concerning this license, you may contact Activision at 7800 Equitable Dr., Eden Prairie, MN 55344, US (952)-918-9400. Attn. Business and Legal Affairs.

Come Play On OUR Team for 2009!



EVERYONE™
E Search for more detailed rating summaries at www.esrb.org
 ESRB CONTENT RATING www.esrb.org

• More Tournaments, Teams & Customization Features
 • IN STORES NOW

ACTIVISION

NOWPRO

BLACK LANTERN STUDIOS, INC.



Wii

NINTENDO DS

activision.com

Activision, Inc. 210 Box 67713, Los Angeles, CA 90067

©2009 Activision Publishing, Inc. Activision is a registered trademark of Activision Publishing, Inc. All Rights Reserved. Little League World Series and related indicia © and ® Little League Baseball, Inc. All Rights Reserved. WILSON trademarks are registered trademarks of Wilson Sporting Goods Co. All Rights Reserved. NEW ERA trademarks and copyrights are used under license with permission of New Era Cap Co., Inc. All Rights Reserved. RUSSELL trademarks and copyrights are used under a license and with permission of Russell Sportswear Co. All Rights Reserved. Wii game developed by NOW PRODUCTION Co., Ltd. and Nintendo DS game developed by Black Lantern Studios, Inc. Black Lantern Studios and the Black Lantern logo are trademarks of Black Lantern Studios, Inc. All Rights Reserved. The ratings icon is a registered trademark of the Entertainment Software Association. The Nintendo DS logo is a trademark of Nintendo. © 2006 Nintendo. All other trademarks and trade names are the property of their respective owners. 76003.226.US

Wimm's Lair
 MADE IN THE USA