



CARRIER

If You Can Hear It...

You're Already Dead!

JALECO



T-5701N

SEGA®

WARNINGS Read Before Using Your Sega Dreamcast Video Game System

CAUTION

Anyone who uses the Sega Dreamcast should read the operating manual for the software and console before operating them. A responsible adult should read these manuals together with any minors who will use the Sega Dreamcast before the minor uses it.

HEALTH AND EPILEPSY WARNING

Some small number of people are susceptible to epileptic seizures or loss of consciousness when exposed to certain flashing lights or light patterns that they encounter in everyday life, such as those in certain television images or video games. These seizures or loss of consciousness may occur even if the person has never had an epileptic seizure. If you or anyone in your family has ever had symptoms related to epilepsy when exposed to flashing lights, consult your doctor prior to using Sega Dreamcast. In all cases, parents should monitor the use of video games by their children. If any player experiences dizziness, blurred vision, eye or muscle twitches, loss of consciousness, disorientation, any involuntary movement or convulsion, **IMMEDIATELY DISCONTINUE USE AND CONSULT YOUR DOCTOR BEFORE RESUMING PLAY.**

To reduce the possibility of such symptoms, the operator must follow these safety precautions at all times when using Sega Dreamcast:

- Sit a minimum of 6.5 feet away from the television screen. This should be as far as the length of the controller cable.
- Do not play if you are tired or have not had much sleep.
- Make sure that the room in which you are playing has all the lights on and is well lit.
- Stop playing video games for at least ten to twenty minutes per hour. This will rest your eyes, neck, arms and fingers so that you can continue comfortably playing the game in the future.

OPERATING PRECAUTIONS

To prevent personal injury, property damage or malfunction:

- Before removing disc, be sure it has stopped spinning.
- The Sega Dreamcast GD-ROM disc is intended for use exclusively on the Sega Dreamcast video game system. Do not use this disc in anything other than a Sega Dreamcast console, especially not in a CD player.
- Do not allow fingerprints or dirt on either side of the disc.
- Avoid bending the disc. Do not touch, smudge or scratch its surface.
- Do not modify or enlarge the center hole of the disc or use a disc that is cracked, modified or repaired with adhesive tape.
- Do not write on or apply anything to either side of the disc.
- Store the disc in its original case and do not expose it to high temperature and humidity.
- Do not leave the disc in direct sunlight or near a radiator or other source of heat.
- Use lens cleaner and a soft dry cloth to clean disc, wiping gently from the center to the edge. Never use chemicals such as benzene and paint thinner to clean disc.

PROJECTION TELEVISION WARNING

Still pictures or images may cause permanent picture tube damage or mark the phosphor of the CRT. Avoid repeated or extended use of video games on large-screen projection televisions.

SEGA DREAMCAST VIDEO GAME USE

This GD-ROM can only be used with the Sega Dreamcast video game system. Do not attempt to play this GD-ROM on any other CD player; doing so may damage the headphones and/or speakers. This game is licensed for home play on the Sega Dreamcast video game system only. Unauthorized copying, reproduction, rental, public performance of this game is a violation of applicable laws. The characters and events portrayed in this game are purely fictional. Any similarity to other persons, living or dead, is purely coincidental.



CARRIAGE

Contents

Story	2-3	Save	15
Characters	4-9	Options	16-17
Objective	10	Scope System	18
Starting	11	Scope Functions	19
Operations (Basic)	12-13	Weapons N' Stuff	20
Actions (Basic)	14		

It's the beginning of the 21st century, and the balance of world power has shifted to the northern Hemisphere. In the countries of the south, faced with an energy crisis and the possibility of starvation, a deep-seated antipathy towards the north developed. Anti-north terrorist incidents became commonplace. In response, the leaders of the northern countries created an international peace keeping force in the name of the "Northern Hemisphere Treaty Alliance" (NTA) as a deterrent against any aggressive military behavior from the south.



On its way back to port from a mission to destroy the home base of the Southern Cross terrorist group, the NTA flagship, the Heimdal, was instructed to pick up an ancient organism discovered on an isolated island in the South Pacific.

The day before the Heimdal arrived at the island, a member of the team that discovered the organism, showed symptoms of paranoia and was shot-resisting detainment. Concerned that the cause may be a new strain of virus, the discovered organism was placed under quarantine in the belly of the Heimdal.

Two days from port, the Heimdal reported that there had been an explosion in the Engine Room. Ever since, the ship remained silent.

Concerned about the Heimdal and its load of ballistic missiles, NTA dispatched an emergency investigative team to check the ship. The first team included anti-terrorism experts - Colonel Aaron Burke and Captain Nicholas Lang from the Special Forces – as well as Doctor William Noble from the International Research Institute. Upon arriving at the ship, this team also was silenced.

A second team made up of Sergeant Jack Ingles, who volunteered himself, and Jessifer Manning, from the Information Department, was dispatched. Had this team known of the horror that they were about to face, maybe they would not have made the journey at all...

Jack Ingles

**Special Forces,
3rd Division**

Rank

Sergeant

Age

26

Nationality

American

Birthplace

Montana

Alma Mater

US Naval Academy,
Annapolis

▷ Requested to be dispatched from the NTA International Special Forces for the mission regarding the Heimdal. Before becoming part of the NTA Special Forces, he was in the US Navy reporting to Colonel Burke. Jack's father died when he was young. He looks to Colonel Burke as a father. Jack is hot-blooded with strong sense of justice - typical Naval personality.

He has a great deal of experience for his young age and is well respected. He has been through many rescue missions aided by a pilot by the name of Leonard.

His brother is on the Heimdal. Concerned, Jack would like to know if he is safe.



Jessifer Manning

**Information
Dept., Section 1**

Rank

Lieutenant

Age

24

Nationality

American

Birthplace

California

Alma Mater

Harvey Mudd
University

▷ Holds a Doctorate of Science Degree. Dispatched from the NTA International Information Department. Completed Special Forces training with marks equivalent or surpassing those of the men. Tends not to hold anyone back.

Calm, but serious about her duty. She is extremely strong and passionate.

Note: 3rd Generation Japanese-American.

Special Forces, 3rd Division

Rank

Colonel

Age

40

Nationality

American

Birthplace

Puerto Rico

Alma Mater

University of
Chicago

▷ Holds a Doctorate in Political Science. Commanding officer of the SPARC team. He is calm and experienced with good judgement and a long history of successful missions. Passionate and respected by everyone. Before his present position in the US Navy, he raised and trained Jack.

Nicholas Lang

Aaron Burke

Special Forces, 3rd Division

Rank

Captain

Age

32

Nationality

Unknown

Birthplace

Unknown

Alma Mater

Unknown

Anti-terrorism espionage expert. History is unknown. Skilled at using any type of weaponry. There is no one better with a knife. A zealot. Lang is basically a good man with a strong sense of justice.



**Inter. Research
Institution**

Rank

Special Researcher

Age

65

Nationality

British

Birthplace

Manchester

Alma Mater

Oxford University



Holds a Doctorate in Organic Mechanics. Member of SPARC as an observer but wanted to be a part of the investigation. In the field of organic mechanics, many revolutionary medical advances are attributed to him. In the past few years he withdrew from the public eye. He is rumored to be working on a new theory at the International Research Institute. Believes science is for humanity. Good strong character.

**Robert
Ingles**

**William
Noble**

**Special Forces,
3rd Division**

Rank

Lieutenant

Age

23

Nationality

American

Jack's brother. Fighter pilot. Graduate of officer's school. He has a strong sense of justice. Passionate, but still a bit naive.

Respects Jack as a soldier, but more importantly, as a brother.



Rank

Captain

Age

55

Nationality

American

▷ Pilot who has shared many flights with Jack. Good at taking care of his soldiers. Loved by those under his command. Has been known to treat people like a child, even Burke. Planning to retire after this mission.



**Leonard
Thompson**



**James
MacGregor**

Rank

Captain

Age

55

Nationality

British

◁ Captain of the Heimdal. Virtuous character. Rumored to have been given the command to improve the image of the NTA.

Rank

Lieutenant

Age

26

Nationality

American



Same affiliation as Jessifer. Has worked with Jessifer many times. Good with mechanics and guns. Usually plays the big sister role.



**Sandra
Kates**



**Terry
Adams**

Rank

Lieutenant

Age

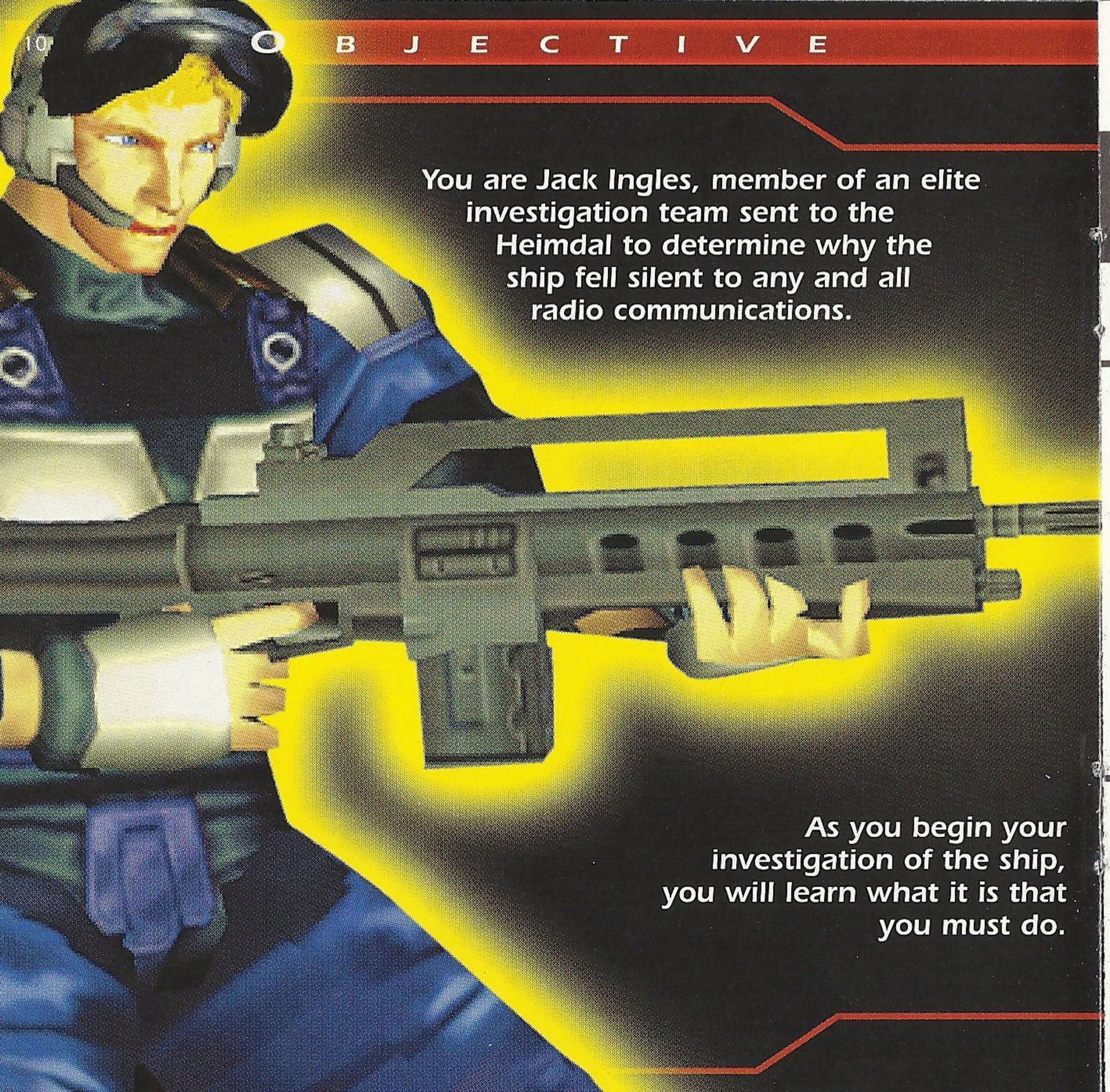
38

Nationality

Canadian

The ship's medical doctor. Previously, employed as a General Practitioner. Wanted to pursue a personal quest to help a confused world, so he entered the military.



A character with blonde hair, wearing a futuristic headset and a dark uniform with blue accents, is shown from the chest up. They are looking down at a control panel with several buttons and a small screen. The background is a bright yellow glow. The text is overlaid on the right side of the image.

You are Jack Ingles, member of an elite investigation team sent to the Heimdal to determine why the ship fell silent to any and all radio communications.

As you begin your investigation of the ship, you will learn what it is that you must do.



JALECO SOFTWARE REGISTRATION

Return this card to receive full customer support and to get regular information about our products

FIRST NAME

LAST NAME

ADDRESS

CITY

STATE

PHONE NUMBER

PLAYER'S AGE

CARRIER

E-MAIL OR INTERNET ADDRESS

NAME OF GAME

Where did you buy this game? Retail Store Internet Mail Order

Which of the following game systems do you own?

Sega Dreamcast™ Playstation® Game Console Nintendo 64

How many games do you intend to buy in the next 6 months?

1-3 4-6 7-9 10+ None

How did you hear about this game? Editorial Magazine Ad We

10
N CARD

APT:

ZIP CODE

MALE / FEMALE

(CIRCLE ONE)

r Gift

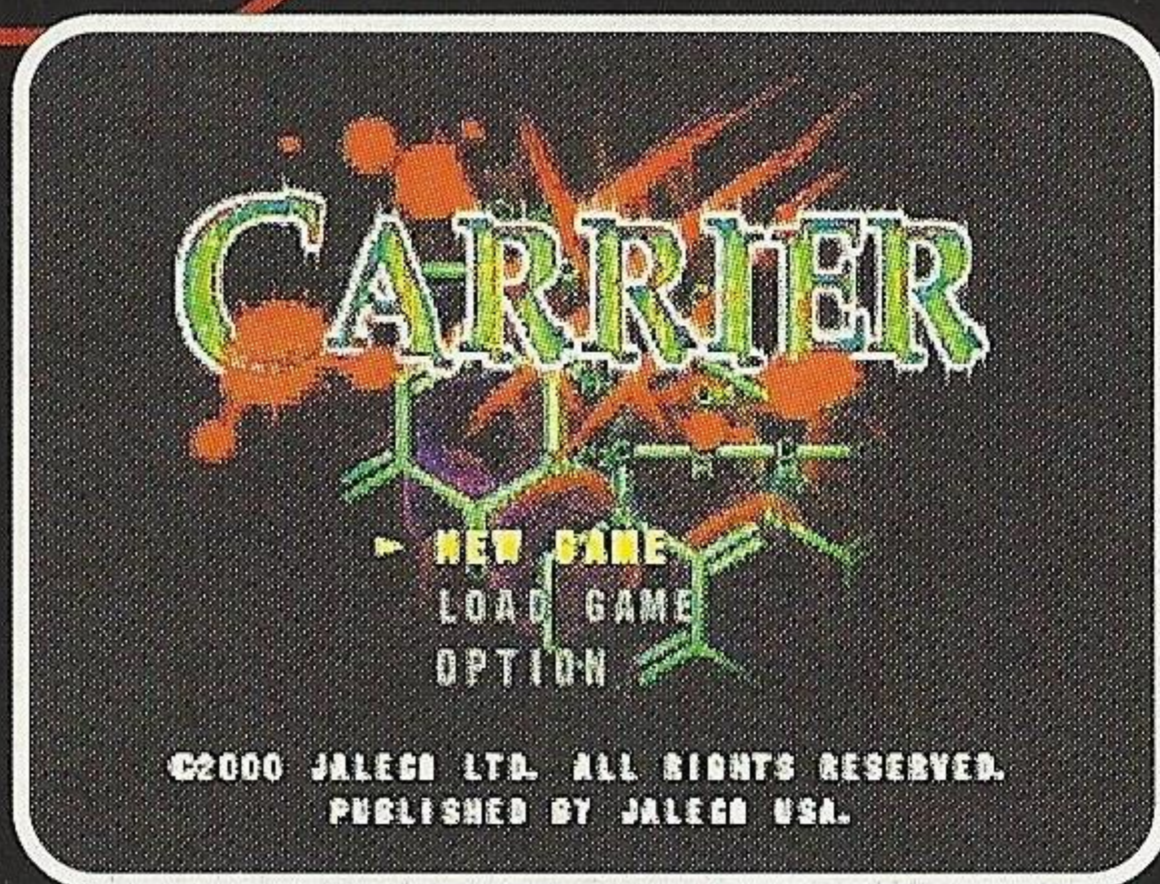
Gameboy

Other

eb Site

Gift

09



Start Menu

The Start Menu is displayed when you press the start button at the title screen. Make a selection with the directional keys and then press the A button.

New Game

You enter the game from the beginning as Jack.

Load Game

You return to the game from where you performed the last save. Please choose a data file from the memory card. Use the directional button to select, then press the A button to accept.

Option

Changes the settings of the game, see page 15.

Right Trigger

- Aim Weapon

Left Trigger

- Change Weapon

Analog Thumb Pad

- Character Movement
- Menu Selection

Y Button

- Map Display

Directional Button

- Character Movement
- Menu Selection

B Button

- Cancel
- Scope

Start Button

- Accesses Menu screen during gameplay

A Button

- Confirm Selection
- Attack while pressing the R trigger

X Button

- Run, when using digital directional pad


During the game, pressing the A, B, X and Y buttons along with the Start button will reset the game and return you to the title screen.

Carrier is a one (1) player game. Never touch the Analog Thumb Pad or Triggers L/R while turning the Sega Dreamcast power ON. Doing so will disrupt the controller initialization procedure and result in malfunction. The controller positioning will not be properly adjusted, and there may be control difficulty.

VMU/VM Control

Never disconnect the VMU/VMs while performing a battle or exchanging data when connected to another VMU/VM.

Directional Button (D-Button)



Cap

Note that leaving two VMU/VMs connected for a long period of time will considerably shorten the life of the batteries.

LCD Screen

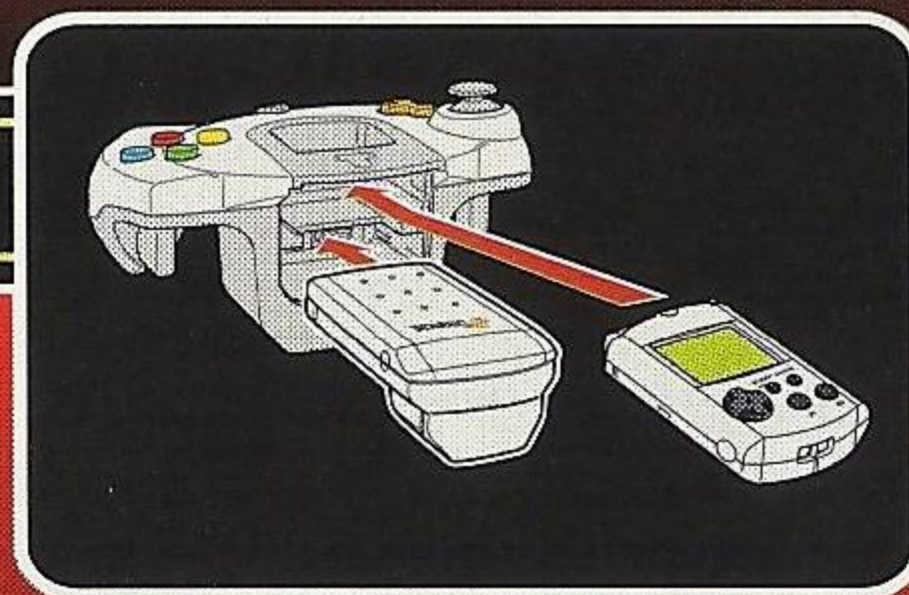
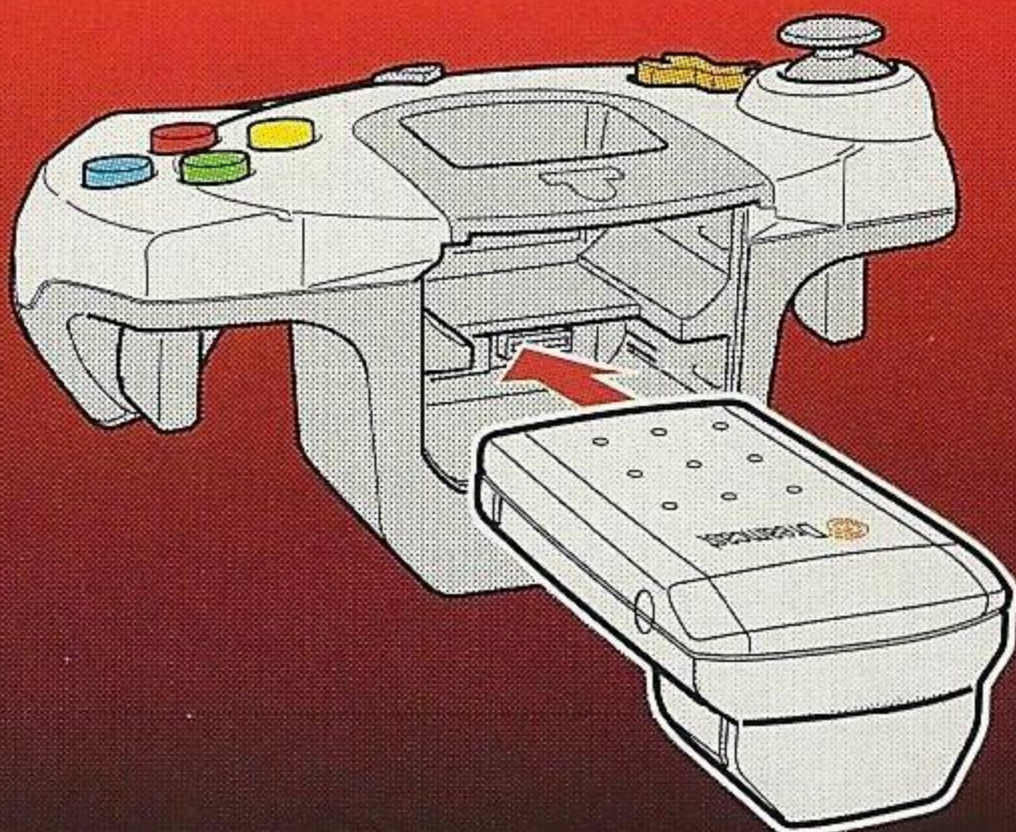
Sleep Button

Mode Button

B Button

A Button

Jump Pack/Vibration Pack




To return to the title screen at any point during game play, simultaneously press and hold the A, B, X, Y, and Start Buttons. This will cause the Sega Dreamcast to soft-reset the software and display the title screen.

Projectile Weapons

When the R trigger is pressed the character aims the weapon which then can be fired by pressing the A button.

Use a directional button, while the R trigger is being pressed, to aim the weapon.


While pressing the R trigger, a different enemy can be locked on by pressing the L trigger.



Explosives

There are explosives to be found during the game. A bomb can be positioned using the R trigger. Set the bomb using the A button.

Note: To avoid getting caught up in the blast, only one bomb can be set at a time.



Action (Check, Move)

When you press the A button by itself during the game, the character will check whatever is in front of him/her. The A button is also used to open doors and climb up or down ladders.



Quick Turn

If you press the directional button down while pressing the A button, the character will rotate 180 degrees.



In order to save the progress of your investigation, you must use the data recorders scattered throughout the ship.

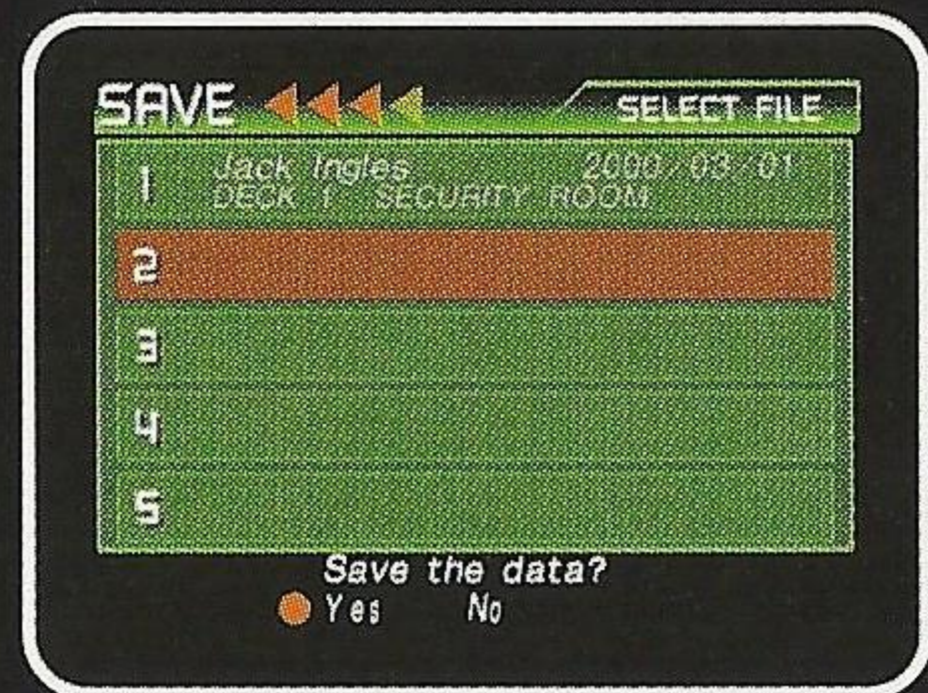
Step 1

Stand in front of the data recorder and press the A button.



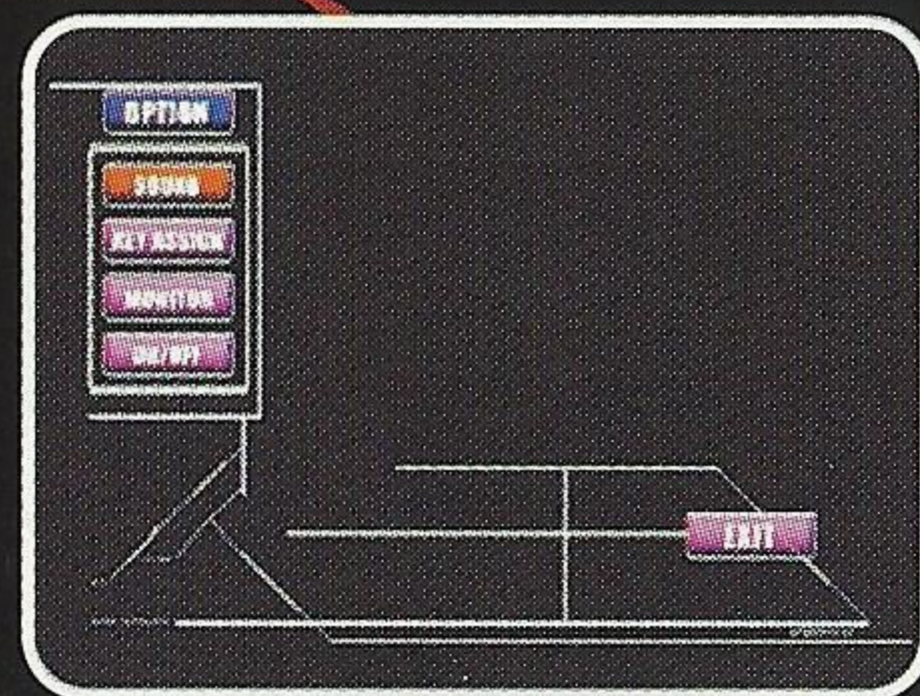
Step 2

The panel will ask you if you would like to save your progress. Select YES to save and follow the instructions on the screen.



Note: When you record over old data - the previous data is erased. If you press the power button or remove the memory card during the save, the data may be damaged.

From the Title Screen.



Available Options

Sound

- Adjust between stereo and mono output.
- Adjust BGM and SE volume.
- Test BGM and SE.

Key Assign

- Change the button configuration.

Monitor

- To optimize your view, adjust the brightness of your TV/monitor according to the on screen instructions.

ON/OFF Vibration

- Turn ON/OFF the vibration.

Subtitles

- The subtitles can be viewed in English and Japanese.

Boss Life Display

- Choose whether the enemy life bar is displayed or not

Voice

- Voices can be selected from either English or Japanese.

Available Options

When you press the start button during normal play, the status screen is displayed. There you can use items and equip weapons.

You can return to the game by pressing the start button again.

Item Menu

- Here you can use or confirm the items you have.
- Choose with the directional key and select with the A button.

Equip

- Equip the weapons you have by moving the directional button left or right, then select with the A button.

Use

- Use the items you have (energy drink, magazines, etc.) by moving the directional button left or right, then select with the A button.

Look

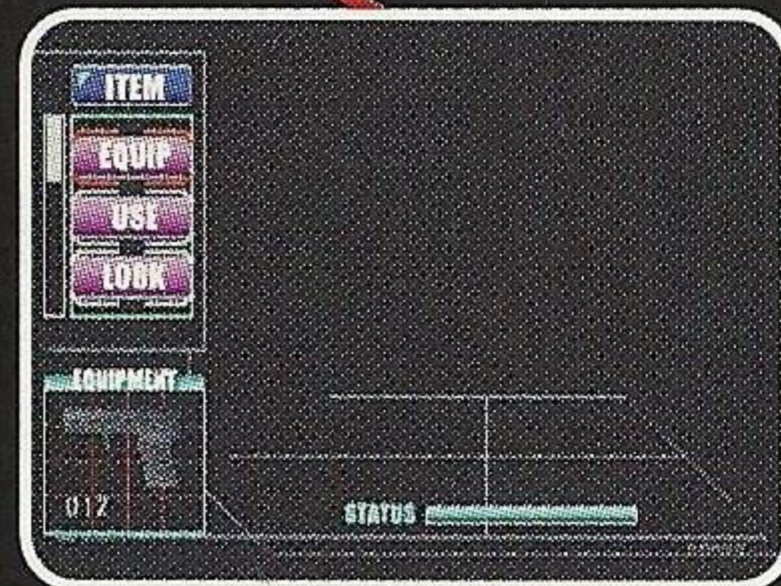
- Here you can check the items you have during the game. Choose by moving the directional button left or right, then select with the A button.

Data Menu

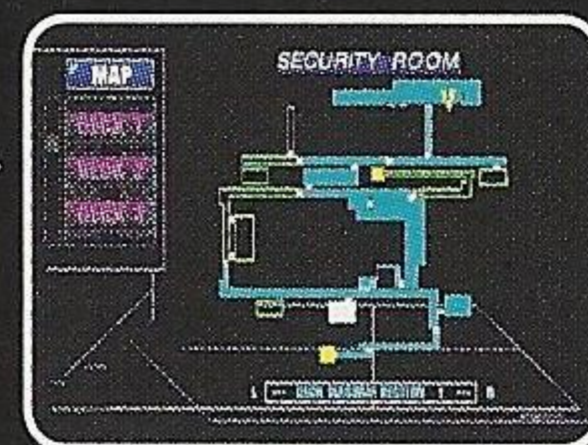

- Here you can view any Binders, Memos, or disks you are carrying. When you choose the document you would like to view, it is displayed on the screen. There may be information necessary for your mission in the documents.

Map

- Rooms you have already visited will be automatically mapped. The arrow shows your present position. Doors where the color is different are locked.



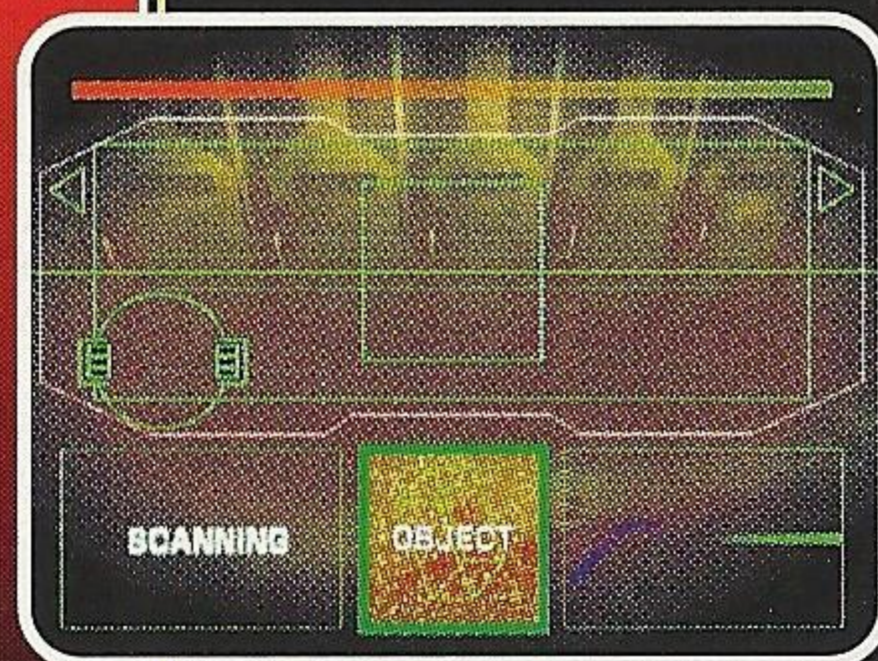
During Gameplay



Using The Scope

Once you have obtained the BEM-T3 scope, you may use it by pressing the B button.


The screen will change to a first person view from the scope.



Determining Crew Member Infection


The scope can be used to determine if a crew member has been infected or not.

SAFE



This is a safe human. Check for any new information and evacuate him.

DANGER




This is an infected crew member.


Zoom

The L and R triggers can be used to zoom in or out.

Zoom In



Zoom Out




Seeing Through Objects

Using the scope you can look into lockers and see through plants.



Hint

Use often to view what is ahead of you. Especially effective down corridors and around corners.



Weapons

19 O'Clock

9mm automatic pistol with a 15 round magazine, manufactured by E&H.




West Cobra

Submachine gun with a 30 round magazine, manufactured by Revenge Hill.



Welder

Emits high energy bursts of electrons, use is unlimited.



T-7 Bomb

A handheld bomb using a TFT resin explosive. 20 can be carried at one time.



N' Stuff

Energy Drink

Restores player's strength.




BEM-T3 Scope

Infantry-use Visual Enhancement Device.



Magazine

Provides additional ammunition for guns.



ID Card

Necessary to open doors within the ship. There are several types.



JALECO USA, INC. LIMITED WARRANTY

Jaleco USA, Inc. warrants to the original purchaser of this Jaleco software product that the medium on which this computer program is recorded is free from defects in materials and workmanship for a period of ninety (90) days to either repair or replace, at its option, free of charge, any Jaleco software product, postage paid, with proof of date of purchase, at its Factory Service Center.

This warranty is not applicable to normal wear and tear. This warranty shall not be applicable and shall be void if the defect in the Jaleco software product has arisen through abuse, unreasonable use, mistreatment, or neglect. THIS WARRANTY IS IN LIEU OF OTHER WARRANTIES AND NO OTHER REPRESENTATIONS OR CLAIMS OF ANY NATURE SHALL BE BINDING ON OR OBLIGATE JALECO, ANY WARRANTIES APPLICABLE TO THIS SOFTWARE PRODUCT, INCLUDING WARRANTIES OF MERCHANTABILITY AND FITNESS FOR PARTICULAR PURPOSE, ARE LIMITED TO THE NINETY (90) DAY PERIOD DESCRIBED ABOVE. IN NO EVENT WILL JALECO BE LIABLE FOR ANY SPECIAL, INCIDENTAL, OR CONSEQUENTIAL DAMAGES RESULTING FROM POSSESSION, USE, OR MALFUNCTION OF THIS JALECO SOFTWARE PRODUCT.

Some states do not allow limitations as to how long an implied warranty lasts and/or exclusions or limitations of incidental or consequential damages so the above limitations and/or exclusions of liability may not apply to you. This warranty gives you specific rights, and you may also have other rights which vary from state to state.

©2000 Jaleco Ltd.

Published by Jaleco USA, Inc.

Jaleco and the Jaleco logo are registered trademarks of Jaleco Ltd.

JALECO USA, Inc.

225 Larkin Drive, Unit 4

Wheeling, IL 60090

(847) 215-1811

www.jaleco.com

www.jaleco.co.jp (Japanese only)

Robert Inghes
ID# P-0482941

ESRB RATING

This product has been rated by the Entertainment Software Rating Board. For information about the ESRB rating, or to comment about the appropriateness of the rating, please contact the ESRB at 1-800-771-3772.

Sega is registered in the US Patent and Trademark Office. Sega Dreamcast, the Dreamcast Swirl, are trademarks of SEGA. Sega of America, P.O. Box 7639, San Francisco, CA 94120. All Rights Reserved. Programmed in Japan. Made and printed in the USA. WARNING: Operates only with NTSC televisions and Sega Dreamcast systems purchased in North and South America (except Argentina, Paraguay and Uruguay). Will not operate with any other televisions or Sega Dreamcast systems. Product covered under one or more of the following U.S. Patents: 5,460,374; 5,525,770; 5,627,895; 5,688,173; 4,442,486; 4,454,594; 4,462,076; Re. 35,839; Japanese Patent No.2870538, (Patents pending in U.S. and other countries); Canada Patent No. 1,183,276. The ratings icon is a trademark of the Interactive Digital Software Association.

JALECO, INC. WOULD LIKE TO THANK EVERYONE FOR THEIR CONTRIBUTIONS WHICH MADE THIS GAME POSSIBLE.

Cast

TIM DADABO
PAM TURLOW
ROB MAXEY
GEORGE ADAMS
BILL BERG
HARLAN HOGAN
SAM HOLLOWAY
LISA KACZOR
MIKE CRONIN
KEN GRATZ

KOICHI YAMADERA
KIKUKO INOUE
NOBUO TANAKA
KEN-YU HORIUCHI
TAKESHI AONO
SHIN-ICHIRO MIKI
ARISA ANDO
HIDENARI UGAKI
KEIICHI SONODA
KOICHI SAKAGUCHI
NORIO TSUKUI
KOICHI NAGANO
TOSHITAKA HIRANO

Main Planner

TOMOKO ONODERA

Planning

TAKESHI FURUKAWA
YASUMI SHIMIZU
NAOKI HOSHI

Main Programmer

AKIHIRO YOSHIDA

Program

KENGO KITAZAWA
KUNIAKI NARITA
YUKIO YAMASHITA
HIIZU TATEYAMA
TAKU SUGAWARA
JYUN-ICHI TAMURA

Main Graphic Designer

MASATO ARAKAWA

Graphic Design

HIROKI SATO
YASUO KATO
SHIN-ICHIRO OZAWA
MAKOTO AOKI
TAKEHIKO MURATA
TOMOAKI NAKANO
YUKINOBU MAEDA
NAOYUKI IKENO
ATUSHI KURONO
AKIMITU KAWAMURA
MASATAKA MATUMOTO

Sound

TERUYUKI MORI
TORU OHARA
SHIN-ICHIRO
NAKAMURA

Background Story

HIDEKI KAKINUMA
HIROAKI MURAKAMI

Background Design

YASUNAGA NANSHI
SHINJI ARAMAKI
MASAYUKI NAGURA

Visual Adviser

SEIJIRO MAEJIMA

Movie

FRAMEWORKS

Capturing Studio

DYNAMO
IMAGE STUDIO 109

Special Thanks

TAKAKI IWATA
IPPEI TAKAHASHI

English Version

Script

JAMES REED
ELLEN FUOG
GREG HASLER
KEN GRATZ

Voice Track Producer

MARY BARRY

Recording Engineer

KATHY DUNAJ

Recording Studio

SOUND/VIDEO
IMPRESSIONS

JALECO USA

www.jaleco.com

Executive VP

HARUO HORI

Vice President-Sales

ELLEN FUOG

Product Manager

KEN GRATZ

Special Thanks

GREG HASLER
RIO DE LA NIEVE
MITUO MAKISE
ED MANNING
HIROYASU NOZAWA
JAMES REED
RYAN SMITH
THE SM CREW
SHANE TAKAHASHI
ASAE TANAKA
YUKI TANAKA
SHIRLEY VEGA

Jaleco Hint Line:

1-847-251-9993

JALECO



© 2000 Jaleco Ltd. All Rights Reserved. Published by Jaleco USA. Sega is registered in the US Patent and Trademark Office. Sega Dreamcast, the Dreamcast Swirl, are trademarks of SEGA. Sega of America, P.O. Box 7639, San Francisco, CA 94120. All Rights Reserved. Programmed in Japan. Made and printed in the USA. WARNING: Operates only with NTSC televisions and Sega Dreamcast systems purchased in North and South America (except Argentina, Paraguay and Uruguay). Will not operate with any other televisions or Sega Dreamcast systems. Product covered under one or more of the following U.S. Patents: 5,460,374; 5,525,770; 5,627,895; 5,688,173; 4,442,486; 4,454,594; 4,462,076; Re. 35,839; Japanese Patent No.2870538, (Patents pending in U.S. and other countries); Canada Patent No. 1,183,276. The ratings icon is a trademark of the Interactive Digital Software Association.

SEGA[®]