


Micronet CO., Ltd.



JUNCTION™

SEGA™

GAME GEAR™



Thank you for purchasing the **JUNCTION SEGA GAME GEAR** cartridge.

The rules are quite simple, but we urge you to read this manual before starting the game to get the most enjoyment.

STARTING UP

1. Set up your Sega Game Gear System as described in its instruction manual. For two-player games, use the Gear-to-Gear Cable™ (sold separately) to connect the Game Gear units.
2. Make sure the power switch is OFF. Then insert the Junction cartridge into the Game Gear unit.
3. Turn the power switch ON. In a few moments, the Junction Title screen appears.
4. If the Title screen doesn't appear, turn the power switch OFF. Make sure your system is set up correctly and the cartridge is properly inserted. Then turn the power switch ON again.

Important: Always make sure the power switch is turned OFF before inserting or removing the Sega cartridge.

Note: Junction is for one player.

Gear-to-Gear Cable Input


Insert Sega Cartridge



CONTENTS

Control.....	4
Starting The Game	5
Configuration.....	6
Game Screen.....	8
Bounus Game	9
Blocks	10
Items	11
High Score.....	12

CONTROL

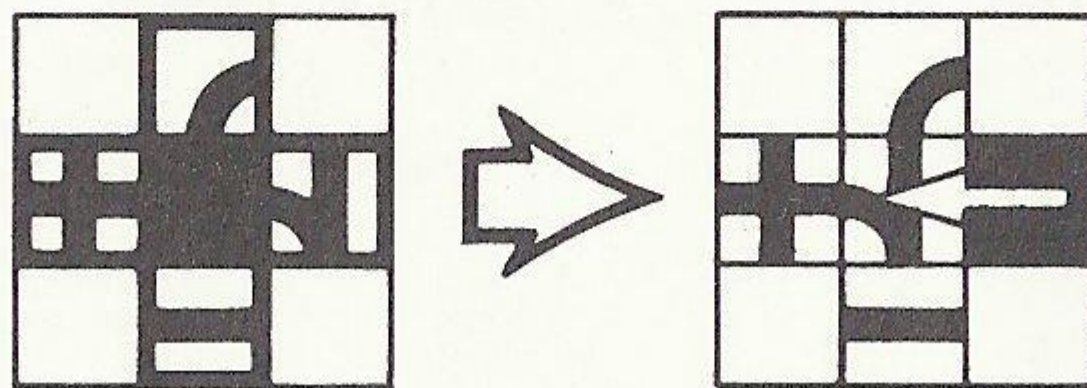


START BUTTONStart and PAUSE GAME.

- (1) **BUTTON** : Speed up
- (2) **BUTTON** : Slow down

DIRECTION BUTTON : Use Direction Button to move blocks (able to move up and down, right and left around a black hole.)

If you move your directional button to left, then.....



STARTING THE GAME

After the introduction Phase, title screen will appear.

Press the start button.

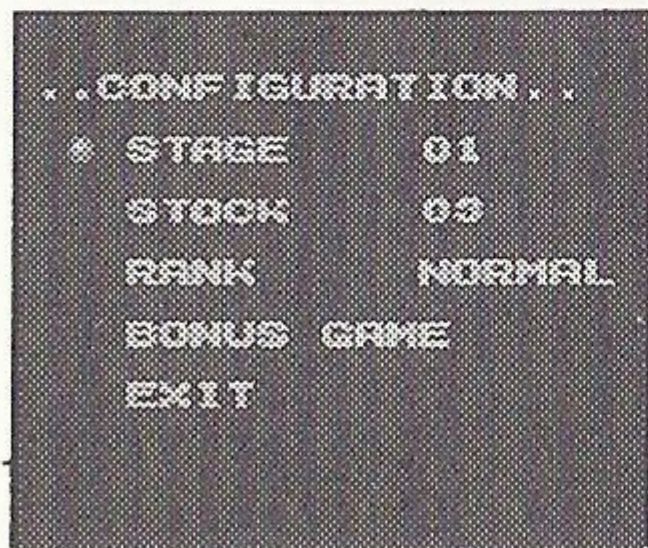


Use the directional control to move the cursor to Game Start or Cofiguration.



Press the START button.

CONFIGURATION



Move the ball up or down using the D-button to select the option you want to change.

Press the D-button right or left to change the option's setting.

Move the ball to "EXIT" and press the A, B, C, or START button to start the game.

STAGE SELECTION

JUNCTION has a total of 50 stages.

This option allows you to start at any of the 50 stages.

STOCK

You can play Junction with 1-8 red balls.

RANK

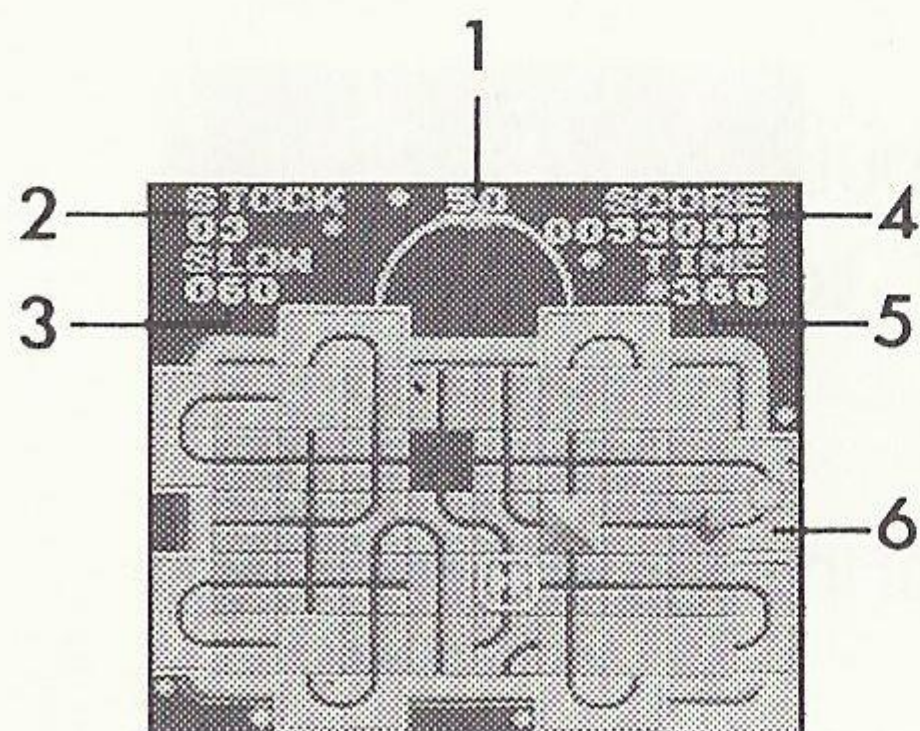
Use the left/right direction buttons to change the rank selection from EASY to NORMAL to HARD.

Press button A, B, or C to confirm your selection.

EASY	Play for a long time with no enemies.
NORMAL	Regular play.
HARD	Shorter time for balls to clear each stage.

Configuration settings remain valid until the power is turned off.

GAME SCREEN



1. Number of current stage
2. Number of red balls
(your pieces)
3. Remaining slowdown time.
4. Score
5. Remaining time.
6. Checkpoint.

Red Balls vanish when they.....

- ※ Smash into enemies
- ※ Have no place to go
- ※ Run out of time

If you can pass all of the checkpoints, you will clear the stage.


After you pass it, the checkpoint vanishes.

BOUNUS GAME

At every 10th stage you can play a bonus game to win more balls.

There are three ALMAGIROs spinning on the bonus screen.

From left to right, press any button to make the ALMAGIRO stop turning.




If he stops facing you, you win a free ball!

- Remember timing is the key!

BLOCK

Basic blocks




Gold blocks cannot be moved.



SPECIAL BLOCKS


Proceed in a direction other than the one you have come from (the direction of advance at a JUNCTION will depend on the number of times you have moved the block).



Dead ends (backtrack your path)



Jump platform




ITEMS


A number of items will appear during the course of the game.

If you pick them up they will have the following effects.


Extend :
Adds one red ball.



Enemy slowdown :
Enemy speed drops.




Slowdown power :
Decreases red ball speed.



Time extend :
Remaining time increases.



Self speed up :
Red balls become faster.

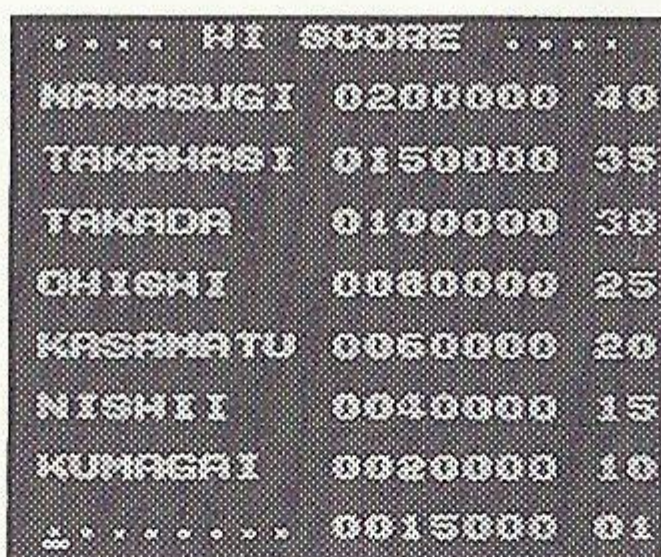


HIGH SCORE

At the Game over screen press any button to get the high score screen.

If your score is in the top eight, you can enter your name.

Move the cursor with the left/right direction buttons, and select the letter you want with the up/down buttons.



... HI SCORE ...		
NAKASEGI	0200000	40
TAKAHASHI	0150000	35
TAKADA	0100000	30
OHISHI	0080000	25
KASAHATA	0060000	20
NISHII	0040000	15
KUMAGAI	0020000	10
.....	0015000	01

Press the A, B, or C button to move the cursor to the right, and press the start button to REGISTER YOUR score.

※ The number to the right of the score is the final stage number.

******* Handling This Cartridge*******

- The Sega Game Gear cartridge is intended exclusively for the Sega Game Gear System.
- Do not bend, crush or submerge in liquids.
- Do not leave in direct sunlight or near a radiator or other source of heat.
- Be sure to take an occasional recess during extended play.

WARRANTY

Bignet U.S.A., Inc. warrants to the original consumer purchaser that the Sega Game Gear Cartridge shall be free from defects in material and workmanship for a period of 90 days from the date of purchase. If a defect covered by this warranty occurs during this 90-day warranty period, Bignet U.S.A. will repair or replace the defective cartridge or component part, at its option, free of charge.

This warranty does not apply if the defects have been caused by negligence, accident, unreasonable use, modification, tampering, or any other causes not related to defective materials or workmanship.

To receive fast, reliable warranty service, call the Bignet Consumer Service Department at the following number: (415)296-3883

Our Consumer Service Department is in operation from 9:00 a.m. to 5:00 p.m. (Pacific Time), Monday through Friday. **DO NOT RETURN YOUR SEGA GAME GEAR CARTRIDGE TO YOUR RETAIL SELLER.** Return the cartridge to Bignet's Consumer Service. Please call first for further information.

If Bignet Consumer Service is unable to solve the problem by phone, we will provide you with instructions on returning your defective cartridge to us.

The cost of returning the cartridge to Bignet's Service Department shall be paid by the purchaser.

Repairs after Expiration of Warranty

If your Sega Game Gear Cartridge requires repairs after termination of the 90-day warranty period, you may contact the Bignet Consumer Service Department at the number listed above. If the technician is unable to solve the problem by phone, he will advise you of the estimated cost of repair. If you elect to have the repair done, you will need to return the defective merchandise, freight prepaid and insured against loss or damage, to Bignet's Department with an enclosed check or money order payable to Bignet U.S.A. for the amount of the cost estimate provided to you by the technician. If, after inspection, it is determined that your cartridge cannot be repaired, it will be returned to you and your payment will be refunded.

Limitations on Warranty

Any applicable implied warranties, including warranties of merchantability and fitness for a particular purpose, are hereby limited to 90 days from the date of purchase and are subject to the conditions set forth herein. In no event shall Bignet U.S.A., Inc. be liable for consequential or incidental damages resulting from the breach of any express or implied warranties.

The provisions of this warranty are valid in the United States only. Some states do not allow limitations on how long an implied warranty lasts, or exclusion of consequential or incidental damages, so the above limitation or exclusion may not apply to you. This warranty provides you with specific legal rights. You may have other rights which vary from state to state.

SEGA™
GAME GEAR™
COLOR PORTABLE VIDEO GAME SYSTEM

© MICRONET 1991

© KONAMI 1991

LICENSED BY
KONAMI

LICENSEE

Micronet Co., Ltd.

3F MURAKAMI BLD. S10. W15. CHUO-KU, SAPPORO,
HOKKAIDO, 064 JAPAN TEL.(011)561-1370

DISTRIBUTED BY

Bignet U.S.A., INC.

388 MARKET STREET SUITE-500
SAN FRANCISCO, CA94111 TEL.(415)296-3883

THIS GAME IS LICENSED BY SEGA ENTERPRISES LTD.
FOR PLAY ON THE SEGA GAME GEAR SYSTEM.
SEGA AND GAME GEAR ARE
TRADEMARKS OF SEGA ENTERPRISES LTD.

PRINTED IN JAPAN

• Patents: U.S. Nos. 4,442,486/4,454,594/4,462,076; Europe No.80244;
Canada No. 1,183,276; Hong Kong No. 88-4302; Singapore No.88-155;
Japan No.82-205605 (Pending).