


<http://www.replacementdocs.com>

SEGA
GENESIS
16-BIT CARTRIDGE



ECCO THE
DOLPHIN™

INSTRUCTION MANUAL



A Vast Sea of Discovery ... and Danger!

Life was an adventure for Ecco, the young dolphin. The ocean seemed endless, with rolling breakers to race through! At high speed, Ecco could burst through the waves, leaping through the air — almost flying! Then, with a deep gulp of breath, Ecco would plunge down into the blue depths, where Shelled Ones hid in the coral crannies on the ocean floor.



Ecco knew that dolphins couldn't breathe underwater. Fish and coral stayed below the waves. But Ecco's kind needed air. This was a puzzle, and Ecco wanted to learn the answer.

The ocean was full of songs. There were easy ones that came to Ecco naturally. These were the songs for calling dolphins and other singers of the watery world. There were new songs that took time to learn. These songs could open the Shelled Ones and scare off the Hungry Ones who roamed near the dolphins' home. And then there were songs about just being alive and free!

The dolphins also had sad songs about stinging jellyfish, swift currents and rocky walls that trapped singers deep underwater. But the best ones were the proud, powerful songs about teeming schools of fish that filled the oceans and were good to eat, and about submerged, air-filled caves where a smart dolphin could breathe.

Five bright marks shone on Ecco's sleek head. No other dolphin had these silvery spots. When the air was dark, the family would sing that Ecco's markings matched five shining points far up in the sky. The song said that Ecco was special, a favorite of the ocean. Or maybe, it went on, the markings were just for looks, the way some fish had spots.

But the broad sky of the dryside also held a hidden terror. One day it attacked, without warning — a huge gust of swirling wind like a churning whirlpool of air and water. It tore all life from Ecco's Home Bay. Singers and Shelled Ones and even the small fish were ripped, helpless, twisting in fright, into the high nothingness beyond. And then they vanished!

Only Ecco remained. In the flash of one leap, Ecco's safe home, full of life and song, had become strange and silent. Everything had changed.

Now Ecco must fight to stay alive. Deadly hazards fill the wide oceans outside, but Ecco must find the lost dolphin pod. From the rip tides of the southern gulfs to the frozen chill of northern seas, Ecco must search through sunken worlds where razor teeth and poison stingers lurk in the dark depths.

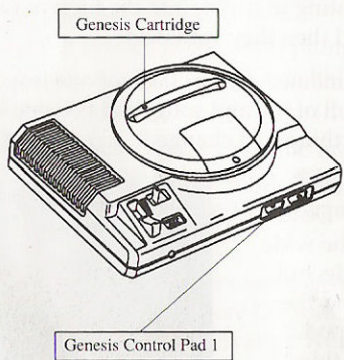


Ecco, all alone, faces a treacherous quest to save the family. Only by fighting to survive can Ecco rescue the singers of the sea, and end a disaster that threatens the entire world.



Starting Up

1. Set up the Genesis System and plug in Control Pad 1. (*Ecco the Dolphin* is a 1 Player game.)
2. Make sure the power switch is **off**. (Always turn the power switch **off** when you're inserting or removing the cartridge.)
3. Place the *Ecco the Dolphin* cartridge into the cartridge slot and press it down **firmly**.
4. Turn the power switch **on**. The Sega screen will appear.




Important:

- If you don't see the Sega screen, turn the power switch **off**. Check your Genesis setup, make sure the cartridge is **firmly** in the console, and then turn the power switch **on** again.




A Look at Ecco's Life

1. Right after the Sega screen, join Ecco in an ocean playground where carefree dolphins race through the waves. In a few moments, the Title screen appears.



2. Wait at the Title screen to see the first game demo. Watch Ecco use intelligence and song to break through a rock barrier.
3. Keep watching to see two more demos (the Title screen appears between each one). Each demo shows how Ecco cleverly solves problems and stays healthy. Learn the strategies Ecco needs to survive the undersea dangers. (You can watch the game demos again at any time for reminders.)

4. Press the **Start** button at any time to return to the Title screen. Press **Start** again to go to a submerged cavern, where Ecco waits to begin the long journey through the timeless seas.

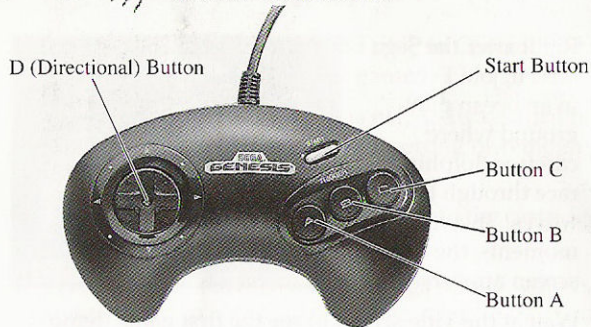


5. Press the **D-Button** to the **right** to start Ecco's quest from the beginning.

If you have a password, press the **D-Button** to the **left** to go to the Password screen. From there, you can start Ecco's adventures from somewhere in mid-journey. (See page 16 for details.)



Take Control!



Start Button:

- Skips the opening sequence or the demo games and goes to the Title screen.
- Exits the Title screen and goes to the submerged cavern.
- Exits the Password screen and starts the quest from your password level.
- Exits Ecco's Map and returns to the quest.
- Pauses a game during play; resumes a paused game.

D-Button:

- Moves Ecco **right** or **left** to leave the submerged cavern at the beginning of the game. **Right** takes Ecco to the start of a new quest; **left** goes to the Password screen.
- Moves the highlight on the Password screen.
- Makes Ecco swim in any direction. Hold down the button for cruising speed, and to make Ecco leap when breaking the surface of the water. Tap the button lightly to swim slowly through dangerous passages. Press **Button C** to speed up.
- Exits Ecco's Map and returns to the quest.

Button A (Sonar):

- Makes Ecco sing. The song ripples out in the direction Ecco is facing. Songs can call to other singers and fight off danger. (See page 11 for more details.)
- Echoes back information about the surrounding ocean. Hold down **Button A** until Ecco's song returns. Then Ecco's Map will appear, showing important undersea features in the direction Ecco is facing. (See page 12 for more details.)
- Exits Ecco's Map and returns to the quest.
- Exits any text screen.
- Erases a letter on the Password screen.




Button B (Charge):

- Makes Ecco dart forward in a short-range, high-speed attack. Ecco can charge schools of small fish to grab food, or attack enemies to make them dissolve.
- Exits Ecco's Map and returns to the quest.
- Enters a letter on the Password screen.

Button C (Speed Swim):

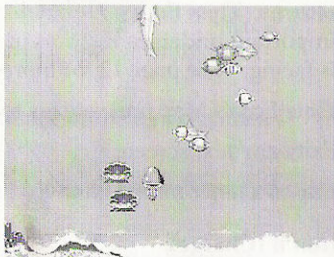
- Pumps up Ecco's swimming speed. Press the button repeatedly, and then hold it down to maintain speed.
- Makes Ecco flip. Use the **D-Button** to make Ecco swim toward the surface, then press **Button C** when Ecco jumps. The faster Ecco is going, the more spectacular the spin jump will be.
- Enters a letter on the Password screen.



Disaster!

Live a dolphin's carefree life in the pleasant waters of Ecco's home. Splash and play! Dive deep to explore the curiosities of sea life on the ocean bed. Speed back and forth in silvery races. Sing, and let your songs return in the pictures of Ecco's Map. Teach yourself to leap. Then learn to flip. With a swish of your fluke you can jump higher . . . and higher . . .

Wham! The sky flashes red. A great wind of water rips everything upward, tearing the life out of the sea. Up they whirl — singers and shells and all that moves in the ocean. They twist in a spinning funnel, swirling skyward, and they're gone!



Just as suddenly, silence descends. Only you, Ecco, are left, alone in the watery emptiness that now seems far too big. As you dart here and there, searching the surface and plunging to the bottom, you realize the terrible truth: Everyone has vanished.

Who or what has taken your family? Where have they gone? And why were you spared?


Your wandering begins. No matter how long it takes, or where it takes you, you must find your pod. You will leave this once-safe harbor and travel as far as you need to go — even to the ends of the earth.

There is still a great deal to learn, to puzzle through, and to conquer on your immense journey. Find the channel that leads away, and start your quest!

Surviving the Seas

Staying Healthy

Health
Meter



Like fish and coral, dangers abound in the open seas. Many things can and will hurt you, and when they do, you lose strength. If your health runs out, you'll sink to the ocean depths, and you'll have to start the level over.

To stay healthy:


- Charge into a school of small fish for food.
- Find healing clams, known as the Shelled Ones. Figure out how to get and use their energizing gifts.




Keep yourself healthy, or you'll soon be overcome by the next lurking or attacking foe.

The
Shelled
Ones



))) **Breathing**

Breath
Meter




You need to breathe to stay alive. You can dive to the deepest parts of the ocean, and into the darkest waters, but you must always be close to air. Without it, your breath ebbs away. If you run out of breath, your questing ends, and you must start the level over.

You can breathe in two ways:

- Leap out of the water, either into the open air or into an air pocket you find in the rocky submerged caverns. You'll regain full breath immediately. (See page 12 for help on finding air pockets.)
- Push your nose above water, especially in tight submerged pockets where you can't jump. You'll gradually recover breath. Try to regain full breath, but stay on watch for dangers that may force you to move on before your breath meter is full.



Keep your lungs filled with life-giving breath. Never take a chance on getting caught without an air supply.

))) **Singing**

Use your dolphin songs to survive and thrive on your long journey. Sing to the sea life, to other singers and shells, to Glyphs (see page 13) and to anything you don't understand. Learn to listen to your songs; they all have different meanings.

Songs are powerful. They can:

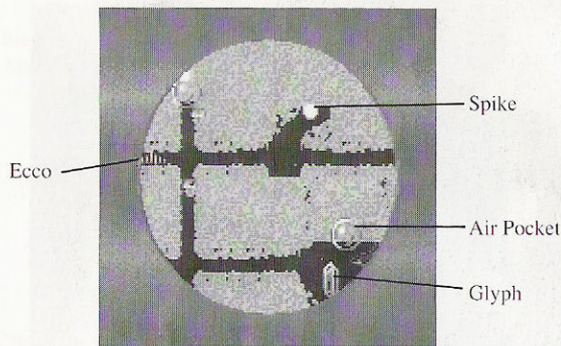
- Call to other singers, who will respond with songs of their own. You may get clues, pleas for help or important directions. (Press **Button A** to exit a message screen.)
- Ward off the deadly Hungry Ones and other enemies.
- Get new songs, special powers and information from Glyphs scattered throughout the mazes of the sea.



Songs are Ecco's sonar. Use them constantly to explore the dolphin's world. Don't be afraid to experiment; songs can do surprising things.



Mapping with Songs



Songs that echo back to you bring long-range information. This is called “echolocation.” When you hold down **Button A**, your song reverberates through the currents and caverns, returning to you with a map of your surroundings. (Press any button to exit Ecco’s Map and return to your quest.)

Ecco’s Map shows you:


- Your position and passages through the rocky walls.
- Prowling enemies and dangerous objects (shown as orange circles).
- Glyphs and other interesting objects.
- Healing clams and air pockets (shown as bubbles).
- Barriers and moveable rocks and shells (shown as orange blocks).



Make echolocation a habit. Send out echoing songs in all directions to get a full view of the ocean scene. If you can’t find something you need (such as an air pocket or escape route) in one direction, it may be close by in another. “Look beyond your eyes with your song.”



Glyphs



Glyphs are mysterious crystals scattered in the ocean depths. The secrets they hold are as old and timeless as the sea itself. Figure out how to gain their powers and knowledge, by singing or charging, or just by swimming near them.

Some Glyphs give you messages. Others impart new songs you’ll need to continue the journey. Barrier Glyphs push you away and you must discover how to move them. Power Glyphs can bestow invincibility (you can’t be injured while the power lasts) or fill up your health and breath meters.



Watch for Glyphs wherever you go, and look for them with echolocation. Try not to miss any.



Take your time. Stay calm. Solve riddles by remembering what you’ve learned. Don’t get frustrated — there’s always a solution, and you can find it!


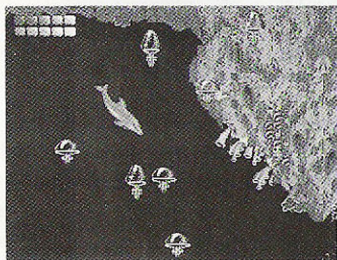


Enemies

The sea is a beautiful yet dangerous place. Most undersea life is your enemy! Use your songs to ward off attackers, or charge to scare them away or dissolve them into sea foam. Some enemies, like the octopus, are so quick that only your wits or a hint from a Glyph can save you.




Avoid enemies by swimming slowly. Always move cautiously in unexplored waters. Going slow is sometimes the fastest way to move ahead.



Barriers and Currents


Rocks, shells and island barriers will block your progress. You may be caught in overpowering currents that are too swift to swim through.



For every obstacle, there's a solution. It may be in a message or waiting in a Glyph. Search for moveable rocks, free-floating shells and unusual sea life. Then figure out how to use them. Try charging to break barriers or fight through currents. And remember: the shortest route is not always under water.

Rescuing Lost Dolphins

Three young dolphins have foundered in the craggy depths. You must find them all and guide them back to safe waters.



When you locate a lost dolphin, glide slowly over him, close to his back and a little ahead of him. Try to swim in the direction he's going, but if he turns, that's OK. Wait a few seconds, and he'll turn around again. When he begins swimming like you, he's ready to follow. Now you can lead him back to his pod.



Save ALL the lost dolphins. You'll be rewarded with abilities that will help you for the rest of the quest. (You can only save one dolphin at a time.)



Using Passwords

Every ocean level has a name and a password. You'll see these on the text screen that appears when you start the level. Write down the information in the password notebook (see pages 22-23). Later, you can use the passwords to begin the game at any level you've already played. (Press **Button A** to exit the text screen.)

Note: Passwords change each time you restart a level. To return to a level, you can use any of its passwords; they all take you to the beginning of the scene.

To begin a game from some-where in mid-journey, press **Start** at the Title screen, and then move Ecco to the left in the submerged cavern. The Password screen will appear.



To enter a password:

1. Use the **D-Button** to highlight the letter you want.
2. Press **Button B** or **C** to add that letter to the password at the bottom of the screen.
3. Press **Start** when the password is complete.

To edit a password:

1. Use the **D-Button** to highlight the left or right arrow.
2. Press **Button B** or **C** to highlight a letter in the password, and press **Button A** to delete it.
3. Use the **D-Button** to select another letter at the top of the screen.
4. Press **Button B** or **C** to add it to the password.



Ecco's Family

Ecco is a bottlenose dolphin, whose family (or species) is remarkable for being almost totally unafraid of humans. They readily approach ships and boats, and are wonderful to watch at play. They are graceful and agile, rising in turns to "blow," and they seldom if ever rudely jostle each other for position.



Bottlenoses group in small social units of about 15 dolphins or less. While feeding, each dolphin follows its own track, rising up in the water two or three times a minute. Occasionally before diving, dolphins will "lobtail," loudly flapping their flukes on the water's surface. Usually, they dive for less than a minute, but their underwater stays have been clocked at as long as 10 minutes! At times, individual dolphins will suddenly "breach," hurling themselves 16 feet or more into the air.

Dolphins make their home all over the globe in warm and temperate waters. One of their secrets to being able to live world-wide is their less-than-picky appetite. Bottlenoses eat 15 to 33 pounds of food a day, usually feeding in shallow waters on inshore bottom-dwelling fish. But they'll also pleasurably dine on eels, catfish, sharks, rays, hermit crabs and shrimps.

Cooperation seems to be the rule with bottlenoses. On record is the story of a dolphin pod that chased a school of bluefish into a shallow bay. Then, they stationed two guards to keep the fish captive, while the rest took turns chowing down. In another report, three dolphins were seen in a tight cluster, two of them supporting the third, that was stunned, and assisting it to the surface to breathe.



Dolphin Facts


- The earliest known ancestors of bottlenose dolphins were the squalodonts, the first true toothed whales, which flourished about 30 to 35 million years ago.
- The scientific name of bottlenose dolphins is *Tursiops truncatus*, meaning "cut-off face." Bottlenoses belong to the superfamily *Delphinoidea*, named after a legend in which the god Apollo rose from the sea in dolphin form. The ancients commemorated this event in the constellation Delphinus, a group of five stars in the shape of a dolphin that can still be seen in the northern skies.
- The average length of bottlenose dolphins is 10 feet, their average weight is about 440 pounds (but they can reach up to 600 pounds), and their average life span is 25 to 30 years.
- Although mostly shallow-water feeders, dolphins are known to "sound" to depths of 1000 feet or more. Dolphins off the west coast of Africa are said to dive to 2000 feet over the steep edge of the continental shelf.
- Bottlenoses can reach a top speed of about 25 mph.
- Dolphins communicate with a wide range of sounds. They whistle, clap, grunt, chuckle, squeak, rasp, pop and belch. Bottlenoses can also produce a rapid series of clicks, up to 1000 separate sounds per second. They "see" even the most complex shapes with their sonar. Each individual dolphin has a personal "signature whistle," just like we each have our own voice.
- Bottlenoses often school with other species, such as shortfin pilot whales. They sometimes accompany great right whales and humpback whales on their migrations.
- In self-defense, bottlenoses have been seen ramming large sharks hard enough to push them out of the water.
- In an aquarium, a dolphin watched a human diver cleaning the viewing window. The dolphin then copied the diver, using a seagull feather held in its beak as a scraper. The bottlenose was so efficient and conscientious at the task that the human worker was never needed again.



An Incredible Sighting

Some miles ahead, there was a barrier of foam across the horizon.

"There can't be a reef here in the ship lane," I said . . . The reef seemed to sway. A half-mile from it we saw the splashing breakers were composed of leaping dolphins, the most formidable host that I had seen in a quarter of a century at sea.



He [the captain] rang the bridgehouse bell to rouse everyone out to see them. The dolphin army wheeled and charged toward us in a storm comber that erupted twisting black bodies into the air. A nation of dolphins had gone mad before our eyes.

Dolphins, of course, are air-breathing mammals, and we were familiar with their light, measured prancing into the air to breathe. But these were shooting vertically high out of the water, bending and contorting in the leap. It was a mass high-jump contest, a bridal feast, or a frenzied victory celebration after some unknown war in the deep. . . .

For the rest of the day Calypso was steered by dolphins, obeying the whims of the flying phalanx spreading before us to either rim of the ocean. I took a rough sighting on their jumps. The tails were clearing 12 to 15 feet. As they fell, they twisted into awkward postures, as if vying to smack the water in the most ungraceful way. I tried to estimate how many there were. At a given minute, there were about 1000 out of the water on jumps that averaged three seconds. For one in the air, there must have been 19 in the water. Perhaps 20,000 dolphins formed the living reef.

— from *The Living Sea* by Jacques-Yves Cousteau, copyright 1963 by Harper & Row Publishers Inc., reprinted by permission of HarperCollins Publishers.



Passwords

Keep a record of passwords for the levels you reach. Use passwords to start the game from the last level you played, or to return to any level you want to play over.

Note: Passwords change when you replay their levels.

LEVEL NAMES	PASSWORDS
1. The Undercaves	W E F I D N M P
2. _____	_____
3. _____	_____
4. _____	_____
5. _____	_____
6. _____	_____
7. _____	_____
8. _____	_____
9. _____	_____
10. _____	_____
11. _____	_____
12. _____	_____
13. _____	_____
14. _____	_____
15. _____	_____
16. _____	_____
17. _____	_____

Passwords (continued)

LEVEL NAMES	PASSWORDS
18. _____	_____
19. _____	_____
20. _____	_____
21. _____	_____
22. _____	_____
23. _____	_____
24. _____	_____
25. _____	_____
26. _____	_____
27. _____	_____

Handling Your Cartridge

- The Sega Genesis Cartridge is intended for use exclusively on the Sega Genesis System.
- Do not bend it, crush it or get it wet.
- Do not leave it in direct sunlight or near a radiator or other source of heat.
- Be sure to take an occasional break during extended play to rest yourself and the Sega Cartridge.

Warning to Owners of Projection TVs:

Still pictures or images may cause permanent picture-tube damage or mark the phosphor of the CRT. Avoid repeated or extended use of video games on large-screen projection televisions.



Ecco the Dolphin Credits

- Producer:* E. Ettore Annunziata
- Design:* E. Annunziata, L. Szentornyai
- Main Programmer:* Molnár József
- Art:* Balogh Zsolt, – Talent –
- Music:* Magyar András, Spencer N. Nilsen, Brian Coburn
- Marketing:* Al Nilsen, Pamela Kelly
- Testing:* Casey Grimm, David Forster, Mark Lindstrom, Dianna Myers, Dermot Lyons, Joe Cain
- Special Thanks:* Steve Apour, Clyde Grossman, Stephen Friedman, Andras Csaszar, Hugh Bowen, Lucinda Delorimier
- Manual:* Carol Ann Hanshaw

Books About Dolphins

- Cousteau, Jacques-Yves, with James Dugan, *The Living Sea*. Harper & Row, 1963.
- Dobbs, Horace, *Follow the Wild Dolphins*. St. Martin's Press, 1982.
- Howorth, Peter C., *Whales – Dolphins – Porpoises of the Pacific*. KC Publications, Inc., 1985.
- Patent, Dorothy Hinshaw, *Dolphins and Porpoises*. Holiday House, 1987.
- Seligson, Marcia, *Dolphins at Grassy Key*. Macmillan, 1989.
- Time-Life Television Books, Editors of, *Whales & Other Sea Mammals*. Time-Life Films, 1977.
- Watson, Lyall, *Sea Guide to Whales of the World*. E.P. Dutton, 1981.

Limited Warranty

Sega of America, Inc., warrants to the original consumer purchaser that the Sega Genesis Cartridge shall be free from defects in material and workmanship for a period of 90 days from the date of purchase. If a defect covered by this limited warranty occurs during this 90-day warranty period, Sega will repair or replace the defective cartridge or component part, at its option, free of charge. This limited warranty does not apply if the defects have been caused by negligence, accident, unreasonable use, modification, tampering or any other causes not related to defective materials or workmanship. To receive warranty service, call the Sega Consumer Service Department at this number:

1-800-USA-SEGA

DO NOT RETURN YOUR SEGA GENESIS CARTRIDGE TO YOUR RETAIL SELLER. Return the cartridge to Sega Consumer Service. Please call first for further information. If the Sega technician is unable to solve the problem by phone, he will provide you with instructions on returning your defective cartridge to us. The cost of returning the cartridge to Sega's Service Center shall be paid by the purchaser.

Repairs after Expiration of Warranty

If your Sega Genesis Cartridge requires repairs after termination of the 90-day limited warranty period, you may contact the Sega Consumer Service Department at the number listed above. If the technician is unable to solve the problem by phone, he will advise you of the estimated cost of repair. If you elect to have the repair done, you will need to return the defective merchandise, freight prepaid and insured against loss or damage, to Sega's Service Center with an enclosed check or money order payable to Sega of America, Inc., for the amount of the cost estimate provided to you by the technician. If, after inspection, it is determined that your cartridge cannot be repaired, it will be returned to you and your payment will be refunded.


Limitations on Warranty

Any applicable implied warranties, including warranties of merchantability and fitness for a particular purpose, are hereby limited to 90 days from the date of purchase and are subject to the conditions set forth herein. In no event shall Sega of America, Inc., be liable for consequential or incidental damages resulting from the breach of any express or implied warranties.

The provisions of this limited warranty are valid in the United States only. Some states do not allow limitations on how long an implied warranty lasts, or exclusion of consequential or incidental damages, so the above limitation or exclusion may not apply to you. This warranty provides you with specific legal rights. You may have other rights which vary from state to state.

MORE INTENSE ACTION FROM SEGA™!

BATMAN™ RETURNS



Leap with **Batman** into wild acrobatic battle! The **Penguin** has **Gotham City** gripped in his twisted flippers.

Track the **Dark Knights** most feared enemies through intense search-and-destroy danger!

- Hunt **The Penguin** through 7 non-stop cityscapes of bone-wrenching action!



- **Batman** swoops through empty air on his winged cape and swings from a bell rope over a bottomless chasm!



- Body-breaking misfits like **Catwoman**, the Juggler and the Gargoyles are ready for mass damage!



US Nos. 4,442,486/4,454,594/4,462,076; Europe No. 80244; Canada No. 1,183,276;
Hong Kong No. 88-4302; Singapore No. 88-155; Japan No. 82-205605 (Pending)

Sega, Genesis and Ecco the Dolphin are trademarks of SEGA. BATMAN and all related elements are the property of DC Comics Inc., TM & © 1992. © 1992 SEGA, 3375 Arden Road, Hayward, CA 94545. All rights reserved. Printed in Japan.