


# MADDEN 95

BY WILLIAM ROBINSON AND  
HIGH SCORE PRODUCTIONS



  
SPORTS™

AtariGuide

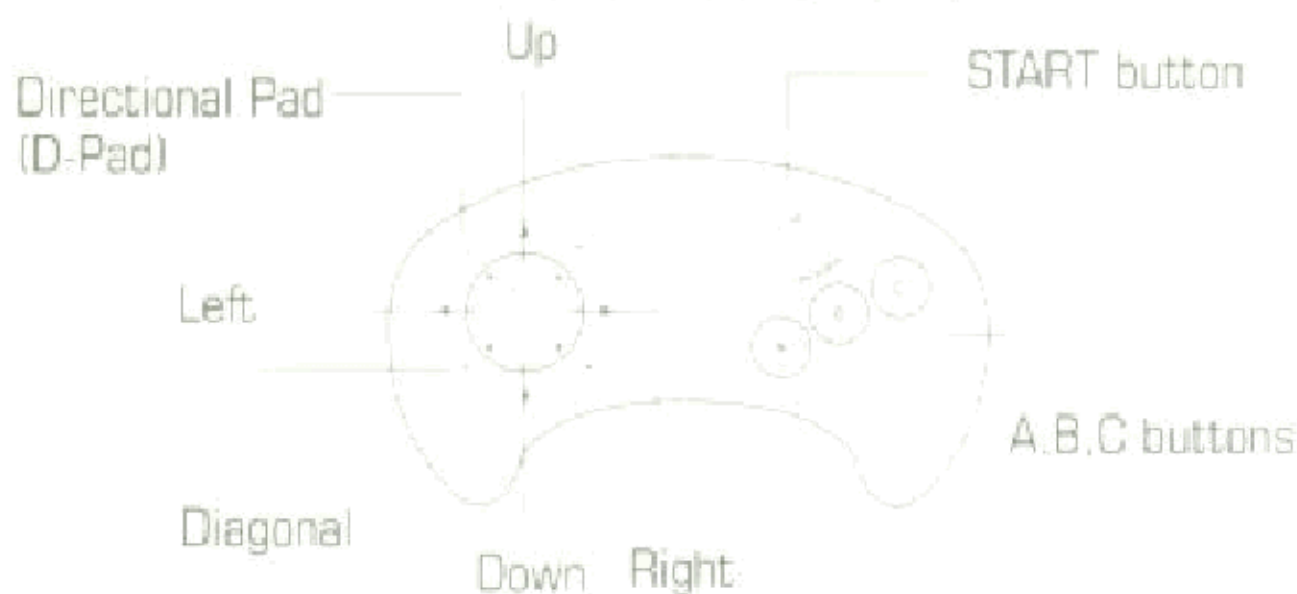
## **WARNING: READ BEFORE USING YOUR SEGA VIDEO GAME SYSTEM.**

A very small percentage of individuals may experience epileptic seizures when exposed to certain light patterns or flashing lights. Exposure to certain patterns or backgrounds on a television screen or while playing video games may induce an epileptic seizure in these individuals. Certain conditions may induce previously undetected epileptic symptoms even in persons who have no history of prior seizures or epilepsy. If you, or anyone in your family, has an epileptic condition, consult your physician prior to playing. If you experience any of the following symptoms while playing a video game—dizziness, altered vision, eye or muscle twitches, loss of awareness, disorientation, any involuntary movement, or convulsions—IMMEDIATELY discontinue use and consult your physician before resuming play.

## **WARNING To Owners of Projection Televisions!**

Still pictures or images may cause permanent picture-tube damage or mark the phosphor of the CRT (television screen). Avoid repeated or extended use of video games on large-screen projection televisions.

## COMMAND SUMMARY



## OPENING KICKOFF

### Defense

Set kicker into motion

**C**

Control direction of kick

D-Pad **left/right**

Kick the ball into play

**C**

### Offense

Take control of kick receiver

D-Pad in any direction

Dive

**A**

Spin

**B** (Tap)

Hurdle

**B** (Hold)

Burst of speed/Stiff arm

**C**

## BEFORE THE SNAP

### Defense

Reposition player

D-Pad in any direction

Call up the audible indicator

**A**

Select an audible

**A, B, or C**

Control a different player

**B**

### Offense

Set a man in motion

D-Pad **left/right**

## **MADDEN NFL® '95**

Welcome to EA Sports' coverage of the NFL! Once again EA Sports has teamed up with John Madden to bring you the most true-to-life interactive football experience available!

We got together with coach Madden and real NFL® players, rewrote our playbooks, and came up with 28 current NFL squads who perform just like their professional counterparts would in similar situations. Try to contain the "No Huddle" offense of the Buffalo Bills, or see if you can pick apart the Falcons' "Double Talon" defense. EA Sports—It's in the game!

*Madden NFL '95* features:

- 1994 NFLPA license with complete rosters and real player names.
- Full NFL season with playoff tournament and Super Bowl. Comprehensive team and position statistics throughout.
- 28 current NFL squads along with the 1994 All-Madden team. Make player substitutions at any position!
- Realistic player injuries affect full-season stats and player availability.
- All-new, Madden designed Defensive Playbook.
- Completely revamped, in-depth play-design and execution.
- 1994-95 NFL rules including 2-point conversions.

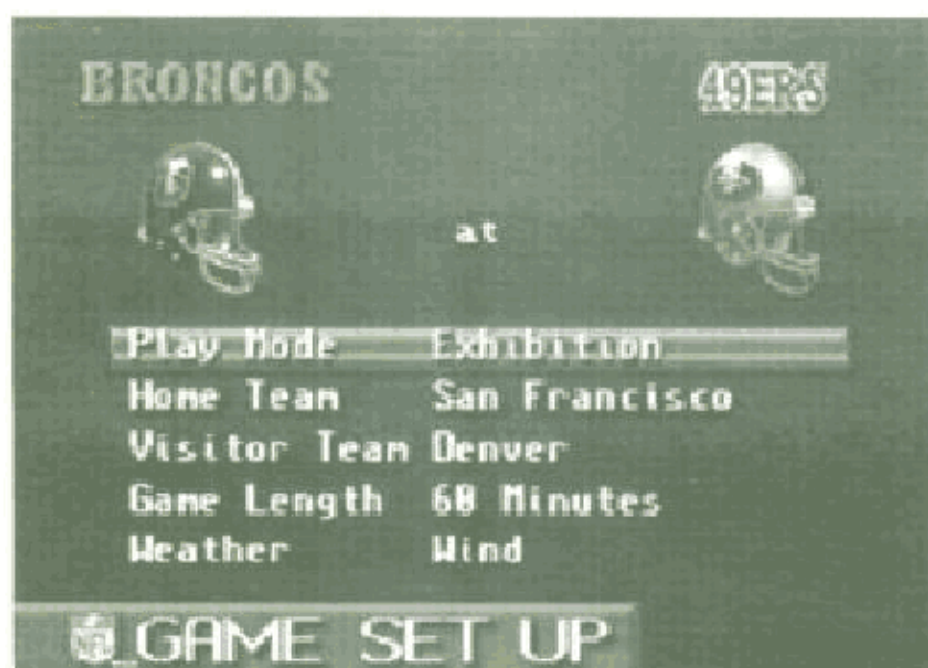
## **STARTING THE GAME**

1. Turn OFF the power switch on your Sega™ Genesis™.  
**Never insert or remove a game cartridge when the power is on.**

2. Make sure a Controller is plugged into the port labeled Control 1 on the Genesis Console.
3. Insert the *Madden NFL '95* cartridge into the slot on the Genesis. To lock the cartridge in place, press firmly.
4. Turn ON the power switch. The EA Sports™ logo appears (if you don't see it, begin again at step 1.)

## GAME SET UP

Choose a Play Mode at the Game Set Up screen. Play Mode determines which stage of competition you'll be entering. Set Up options appear for each Play Mode.



To select a play mode:

1. From the Game Set Up screen, D-Pad **up** to highlight PLAY MODE.
2. D-Pad **left/right** to cycle through choices.

## PLAY MODE

**EXHIBITION:** A single game contest. You don't have to worry about the condition of your players next week, so pull out the stops. Every team is available—you can even match a team up against itself!

**NEW SEASON:** The default season is the actual 1994-95 NFL schedule. Play as many games as you like or try to take your favorite team into post-season play.

**NEW PLAYOFFS:** Bypass the season and begin play from the Wildcard round of the Playoffs. The Playoff tree is divided into four rounds, with the league champions going head-to-head in the Super Bowl™.

To select Set Up options:

1. From the **Game Set Up** screen, D-Pad **up/down** to highlight an option.
2. D-Pad **left/right** to cycle through choices.
3. When the desired options are selected, press **START** to accept.

**HOME TEAM:** All 28 teams from the 1994 NFL season are available. If you're playing an EXHIBITION game, you can choose the All-Madden team as well.

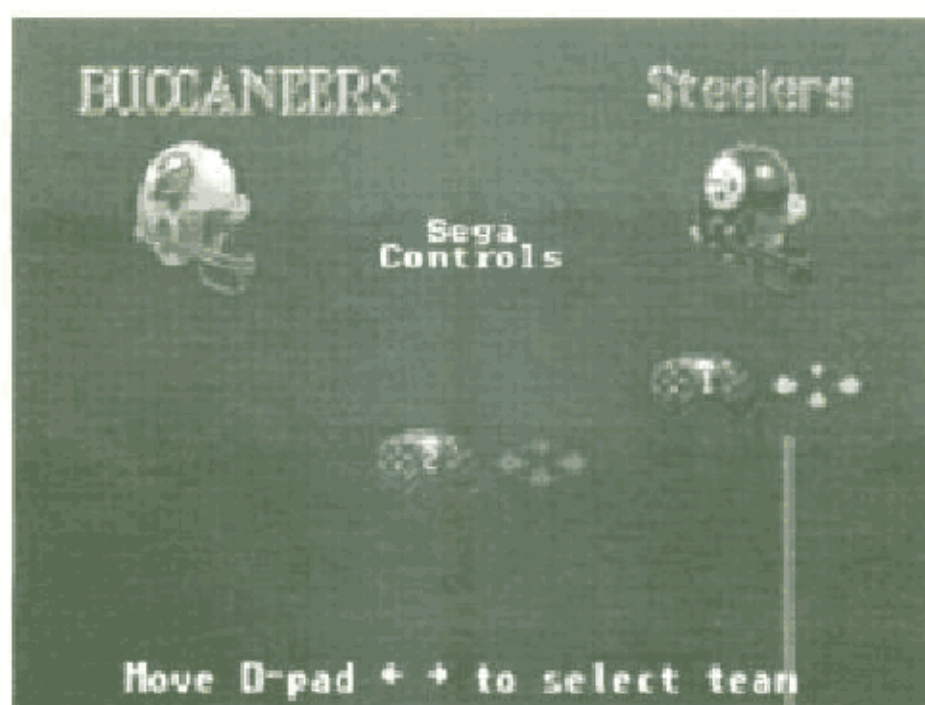
**VISITOR TEAM:** Select the visiting team. In EXHIBITION mode the visiting and home teams can be the same.

**GAME LENGTH:** You choose the full-game length with this option—quarters are broken down automatically by the timekeeper.

**WEATHER:** You can choose the weather conditions before EXHIBITION games. During SEASON and PLAYOFF games, the weather conditions are determined by Mother Nature and your schedule.

## CONTROLLER SET UP

From the Controller Set Up screen, decide which team you wish to represent on the gridiron.



Player 1 Controls the Steelers

The two teams playing in the upcoming game appear on the Controller Set Up screen—home team on the left and visitors on the right. Numbered icons for each controller connected to your Genesis appear in the middle of the screen.

To select teams:

1. From the Controller Set Up screen, each human player must D-Pad **left/right** to place their controller icon under their desired team.
2. When the teams are selected, press **START** to accept.

**NOTE: CONTROLLERS DO NOT FUNCTION DURING THE GAME UNLESS THEY ARE DESIGNATED TO A TEAM. TEAMS WHICH DO NOT HAVE ANY CONTROLLERS DESIGNATED TO THEM ARE SEGA-CONTROLLED.**

## MULTIPLE PLAYER GAMES

Up to four human players can play *Madden NFL '95* at the same time using the 4 Way Play™ adapter. Each controller controls the player on its corresponding color-coded star. Scan the field for your friend's star and drill 'em!

In multiple player games, the lowest numbered controller controls the team captain. The team captain is in charge of calling the coin toss, kicking the ball, calling plays in the huddle, and quarterbacking the team on offense.

CONTROLLER #	COLOR-CODED STAR
1	Yellow
2	Red
3	White
4	Gray

On rushing plays, any non-captain player can press B to become the intended running back before the ball is snapped. Otherwise, the team captain takes control after the hand-off. On passing plays, non-captain players automatically line up as the eligible receivers before the snap.

## PRE-GAME SHOW

As always, John Madden is your host for the Pre-Game Show. The NFL's most colorful commentator provides you with the inside scoop you rarely hear before it hits the sports page and becomes yesterday's news.

From the Pre-Game Show you can customize the upcoming game.





### Options

To select Pre-Game Show options:

1. From the Pre-Game Show, D-Pad **up/down** to highlight an option.
2. Press **C** to select a highlighted option.
3. From an option screen, press **START** to return to the Pre-Game Show.

**START GAME:** Select START GAME to send the co-captains from both teams out to midfield. The captains meet with the head referee for the coin toss.

**TEAM MATCHUPS:** The Team Matchup screen provides you with a pre-game skills comparison between the teams before they take the field. Ratings are displayed using a thermometer-type scale ranging from poor to excellent.

To view Team Matchups:

- From the Team Matchup screen, D-Pad **up/down** to scroll through positions.

**SET AUDIBLES:** During a game you have access to six audibles—three offensive and three defensive. Call an audible from the line of scrimmage to adjust to an unusual line-up by your opponent.

Select the six plays you are most comfortable with as your audible choices.

To set audibles:

1. From the Set Audibles screen, D-Pad **up/down** to highlight the audible you wish to set.
2. Press **C** to select the highlighted audible.
3. Select the desired formation and play as you would during a game. (See *Playing A Game* on page 12.)
4. When your audibles are set, select EXIT. The Pre-Game show appears.

**PLAYOFF TREE:** (PLAYOFFS only)

The Playoff Tree chronicles the chain of events that take place during the playoffs—from the Wildcard round to the Championship game.

- From the Playoff Tree, D-Pad in **left/right** to scroll.

**PLAY CALL MODE:** The default Play Call Mode is DIRECT MODE, but BLUFF MODE may give you an advantage over opponents who can't help but peek at your team's playbook.

To call a formation and play in Bluff mode:

1. From the huddle, D-Pad in any direction to highlight the formation of your choice, and press **A**, **B**, or **C** to select. The play choices appear.
2. D-Pad in any direction to highlight a play you want to use as a Bluff and press **B**. The usual select tone is sounded, but the play has not been selected. Bluff several plays to confuse your opponent.

3. D-Pad in any direction to highlight the play you want to run and press **C**. The play is selected, although the huddle does not break.
4. Bluff several more plays then press **A**. The huddle breaks and your opponent has no idea which play you have selected.

**PASS CATCH MODE:** In **AUTO CATCH MODE**, you control your receiver after a pass completion. Select **MANUAL CATCH MODE** to control the intended receiver when the ball is still in the air. It's up to you to direct your receiver to catch the ball.

**SUBSTITUTIONS:** Any member of your squad can be brought into the game—or taken out—from the Substitutions screen. When players are knocked out by injury, substitutions are made automatically.

To substitute players:

1. From the Substitutions screen, press **A** to cycle forward through formations. Press **C** to cycle back.
2. D-Pad **left/right** to scroll through positions.
3. Press **B** to cycle through substitution choices for the highlighted position. The player's number, primary position, and overall rating are displayed.
4. Press **START** to accept changes; the Pre-Game Show appears.

**PASS WINDOW MODE:** In *Madden NFL '95*, EA Sports gives you the option to view your receivers in the traditional passing windows, or remove the passing windows and scan your receivers as they run their patterns on the field.

To flip a play:

1. From the play choices, D-Pad **up** to highlight FLIP.
2. Press **C** to select. The plays flip and are run in the opposite direction.

**NOTE: PLAYS REMAIN FLIPPED UNTIL YOU SELECT FLIP AGAIN TO REVERT THEM BACK TO THE DEFAULTS.**

After you have selected a formation but before you have called a play, you can change your formation selection.

To reset the formation:

1. From the play choices, D-Pad **up** to highlight RESET.
2. Press **C** to select. The formation choices reappear.

**NOTE: AFTER YOU HAVE CALLED A PLAY, THE ONLY WAY TO CHANGE YOUR DECISION IS TO BURN A TIMEOUT OR CALL AN AUDIBLE FROM THE LINE OF SCRIMMAGE. YOU RETURN TO THE HUDDLE WHERE YOU CAN CHOOSE A DIFFERENT PLAY.**

## RUSHING PLAYS

Choose your desired rushing play from the huddle and select it. You can watch the computer execute the play or take control of the ballcarrier after the hand-off.

To execute a rushing play:

1. With the offensive line set, press **C** to snap the ball. The hand-off or toss is automatic.
2. D-Pad in any direction to take control of the ball carrier, direct him through the line of scrimmage, and move upfield.

To break tackles and shake defenders:

- Press **B** to Spin out of an opponent's grasp. Hold **B** to Hurdle over downed players.
- Press **C** for a Burst of speed or a Stiff Arm.
- Press **A** to Dive for extra yardage or over the goal-line.

**EA TIP:** If your quarterback is the ball carrier and in danger of being tackled, press **A** for a QB Slide. The quarterback slides feet first to avoid the tackle and any possibility of injury.

### Passing Plays

Choose your desired passing play from the huddle and select it. Let the computer execute the play or move the quarterback out of the pocket and take over yourself.

To execute a passing play:

1. When the offensive line is set, press **C** to snap the ball.
2. D-Pad in any direction to move the quarterback out of the pocket and take over the play.
3. Press **C** to call up the passing windows or receiver letters. Receivers are labeled **A**, **B**, and **C** corresponding to the buttons on your controller.
4. Press **A**, **B**, or **C** to throw a pass to the corresponding receiver.

Once the ball is in the air, a yellow crosshair appears on the field marking the ideal reception spot. The receiver automatically completes his pattern, raises his hands for the ball and runs upfield—if he makes the catch. You can take control of the designated receiver while the ball is still in the air to assist him in the reception of the pass.

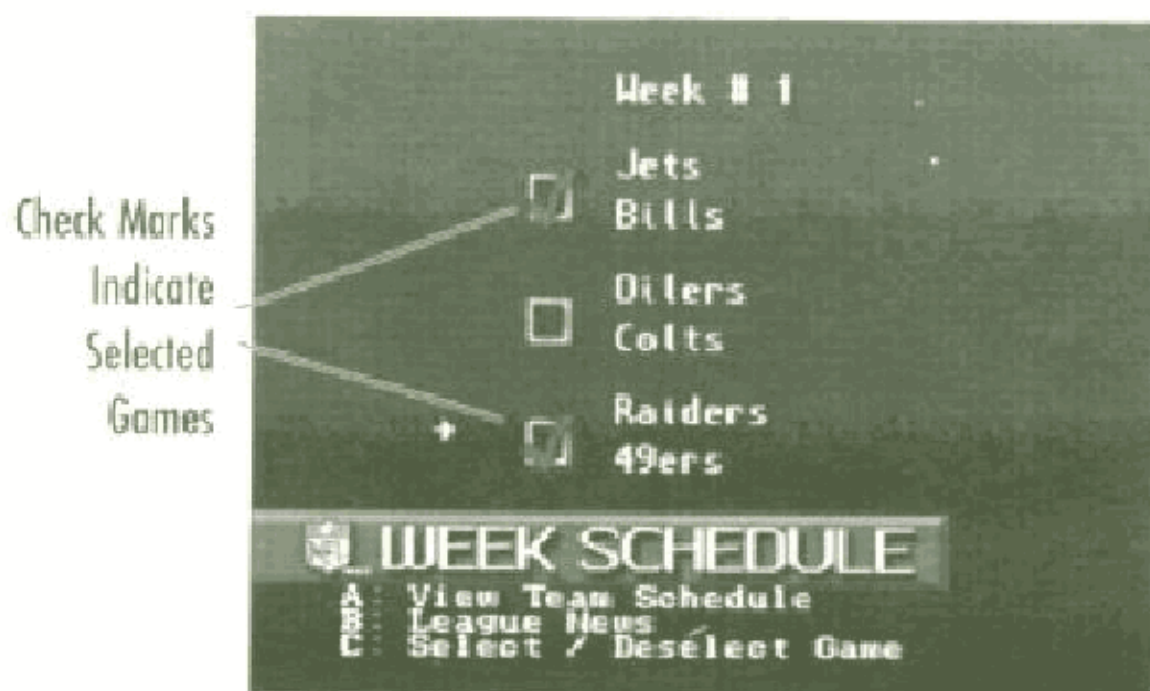
## END GAME SHOW

Visit EA Sports Central for a final wrap-up of the game. John Madden has some closing thoughts on the contest and you have the opportunity to view cumulative statistics for the entire game.

**RETURN TO SET UP:** Exit the End Game Show, distribute aspirin and icepacks to your players, and return to the Game Set Up screen.

## SEASON MODE

*Madden NFL '95* generates an entire NFL season schedule, complete with a post-season play and the Super Bowl championship game. The default league is the actual 1994-95 NFL schedule.



Play as many games as you want throughout a season. The computer simulates any games you wish to bypass. Realistic statistics and standings are compiled and saved for every game, played or simulated.

To set up a New Season schedule:

1. From the Game Set Up screen, D-Pad **up** to highlight PLAY MODE.

2. D-Pad **left/right** to choose NEW SEASON.
3. Adjust the game length if you wish, and press **START** to select. The Week Schedule screen appears.

From the Week Schedule screen, you can preview the full schedule of any team. If your favorite team's schedule appears especially grueling this season, you can petition for a new schedule and hope for an easier road to the playoffs.

To view upcoming schedules:

1. From the Week Schedule screen, D-Pad **up/down** to move the arrow to the match-up of your choice.
2. Press **A**. The schedule appears for the team listed on top.
3. From the Team Schedule screen, press **C** to view the schedule for the next opponent.
4. Press **B** to return to the Week Schedule.

***NOTE: DURING THE SEASON, THE TEAM SCHEDULE DISPLAYS THE RESULTS AND FINAL SCORES OF COMPLETED GAMES FOR EACH TEAM.***

To generate a new schedule:

- From the Team Schedule screen, press **A**. A new schedule is generated and displayed, ready for viewing.

***NOTE: A NEW SCHEDULE CAN ONLY BE GENERATED AT THE START OF A SEASON. AFTER A SEASON HAS BEGUN, A BRINGS UP THE LEAGUE STANDINGS SCREEN.***

At the Week Schedule screen, select as many games to play as you want. Games that are not selected are simulated by the computer.

## CONTINUE SEASON/PLAYOFFS


*Madden NFL '95* saves one Season or Playoff in progress at a time. You can play as many games of a Season or Playoff as you like, turn OFF the power on your Genesis, and resume the Season or Playoff at a later time from the next game.

**You must select EXIT from the End Game Show to complete a game. Data is not saved for incomplete games.**

To continue a season or playoff in progress:

1. From the Game Set Up screen, D-Pad **up** to highlight PLAY MODE.
2. D-Pad **left/right** to choose CONT. SEASON or CONT. PLAY-OFFS.
3. Adjust the game length if you wish and press **START** to select. The Week Schedule reappears at the point it was saved.





Programmer William Robinson

## CREDITS

Design Adaptation: Happy Keller, Michael Rubinelli,  
Gordon Bellamy

Strategy: John Madden

Programming: William Robinson

Executive Producer: Scott Orr

Producer: Michael Rubinelli

Associate Producer: James Bailey

Assistant Producer: Gordon Bellamy

Graphics: Matthew Crysdale, Steve Paris, Eric Browning,  
Cynthia Hamilton, Tara Packard

Music and Sound: Joel Simmons, Jim Simmons

Technical Director: Rob Harris

Play Implementation: Steve Montano, Matt Eastling

Player Ratings: Foster "Roster" Birch, 2LT Scott Wilkinson

Product Manager: Bill Romer

Package Design: E.J. Sarraille Design Group

Package Photography: Hennik Kam

Package Art Direction: Nancy Fong

Documentation: Bill Scheppler

Documentation Layout: Brian Conery

Product Testing: Curtis Cherrington, Jordan Maynard,  
Michael Caldwell, Greg Kawamura, 2LT Scott Wilkinson

Quality Assurance: Stewart Putney

Special Thanks To: Mike Madden, Joe Madden, Sandy Montag,  
Gene Goldberg, John Schappert, Clay Walker,  
Erik Stroman, Mark Stroman, Kyra Pehrson,  
Ken Tannenbaum

### WE NEED YOUR HELP!

It takes a team of talented individuals to create a football game that's realistic, competitive, and fun to play. The folks above are only a fraction—we need your help too! The Madden NFL '95 production team welcomes your comments, suggestions, and ideas on how we can improve our game. C'mon, send us your All Madden wish list!

### MADDEN MAIL

c/o EA SPORTS Marketing

1450 Fashion Island Blvd.

San Mateo, CA 94404

## **ELECTRONIC ARTS LIMITED WARRANTY**

Electronic Arts warrants to the original purchaser of this Electronic Arts software product that the medium on which this computer program is recorded is free from defects in materials and workmanship for a period of ninety (90) days from the date of purchase. This Electronic Arts software program is sold "as is," without express or implied warranty of any kind, and Electronic Arts is not liable for any losses or damages of any kind resulting from use of this program. Electronic Arts agrees for a period of ninety (90) days to replace, free of charge, any Electronic Arts software product, postage paid, with proof of purchase, at the Electronic Arts Warranty Department. This warranty is not applicable to normal wear and tear. This warranty shall not be applicable and shall be void if the defect in the Electronic Arts software product has arisen through abuse, unreasonable use, mistreatment or neglect.

**LIMITATIONS**—THIS WARRANTY IS IN LIEU OF ALL OTHER WARRANTIES AND NO OTHER REPRESENTATIONS OR CLAIMS OF ANY NATURE SHALL BE BINDING ON OR OBLIGATE ELECTRONIC ARTS. ANY IMPLIED WARRANTIES APPLICABLE TO THIS SOFTWARE PRODUCT, INCLUDING WARRANTIES OF MERCHANTABILITY AND FITNESS FOR A PARTICULAR PURPOSE, ARE LIMITED TO THE NINETY (90) DAY PERIOD DESCRIBED ABOVE. IN NO EVENT WILL ELECTRONIC ARTS BE LIABLE FOR ANY SPECIAL, INCIDENTAL, OR CONSEQUENTIAL DAMAGES RESULTING FROM POSSESSION, USE OR MALFUNCTION OF THIS ELECTRONIC ARTS SOFTWARE PRODUCT.

Some states do not allow limitations as to how long an implied warranty lasts and/or exclusions or limitations of incidental or consequential damages so the above limitations and/or exclusions of liability may not apply to you. This warranty gives you specific rights, and you may also have other rights which vary from state to state.

**RETURNS AFTER WARRANTY**—To replace defective media after the ninety (90) day warranty period has expired, send the original cartridge to Electronic Arts' address below. Enclose a statement of the defect, your name, your return address, and a check or money order for \$20.00:

## **Electronic Arts**

Customer Warranty

P.O. Box 7578

San Mateo, California 94403-7578

If you need to talk to someone about this product, call us at (415) 572-9448 Monday through Friday between 8:30 am and 4:30 pm, Pacific Time.

In Australia and New Zealand, contact:

Electronic Arts Pty. Limited

P.O. Box 432

Southport Qld 4215

Australia

Within Australia call:

Phone: (075) 711 811

Within New Zealand call:

Phone: +61 75 711 811

between 9am-5pm Eastern Standard Time

LICENSED BY SEGA ENTERPRISES, LTD. FOR PLAY ON THE SEGA™ GENESIS™ SYSTEM.

SEGA AND GENESIS ARE TRADEMARKS OF SEGA ENTERPRISES, LTD.

SOFTWARE AND DOCUMENTATION © 1994 ELECTRONIC ARTS. ALL RIGHTS RESERVED.

EA SPORTS, THE EA SPORTS LOGO, 4 WAY PLAY, THE 4 WAY PLAY LOGO, AND "IF IT'S IN THE GAME, IT'S IN THE GAME" ARE TRADEMARKS OF ELECTRONIC ARTS.

TEAM NAMES, LOGOS, AND HELMET DESIGNS ARE REGISTERED TRADEMARKS OF THE NFL AND ITS MEMBER CLUBS.

NFL SHIELD LOGO AND TEAM NFL LOGO ARE TRADEMARKS OF THE NFL.

SUPER BOWL IS A REGISTERED TRADEMARK OF THE NFL.

FOX SPORTS LOGO TM & © 1994 FOX.

# AtariGuide





ELECTRONIC ARTS®

P.O. Box 7578, San Mateo, CA 94403-7578

737605

**AtariGuide**

---