

DARK SIDE

FEATURING **FREESCAPE™** BY **MAJOR DEVELOPMENTS**

**HIGHLY
CONFIDENTIAL**

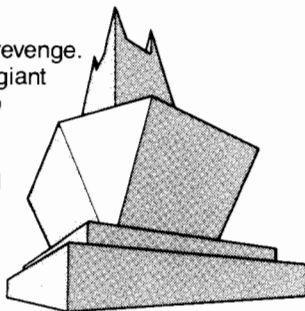
MISSION BRIEFING SPECTRUM

WELCOME TO YOUR MISSION!

BACKGROUND

200 years on from Driller times, the Ketars take revenge. On the Dark Side of Evath's other moon, Tricuspid, a giant weapon, Zephyr One, has been constructed aimed to blow Evath to bits.

To gain sufficient power, a network of ECD's (Energy Collection Devices) were constructed around the moon. The suspended solar cell at the ECD apex collects energy from Evath's sun then transmits this energy through the power line matrix for the final assault on Evathkind.



OBJECTIVE

To avoid mass panic on Evath this mission is highly confidential. You have been dropped inconspicuously on Tricuspid into a safe drop zone by a routine patrol ship. Your mission is to destroy every ECD, thus disabling the Zephyr One weapon and saving Evath from certain destruction. Score guide – first week target – one million points.

YOUR EQUIPMENT

Your space suit comes complete with quad lasers, a plasma band shield, jet power pack for extra mobility, plus a small supply of fuel.

YOUR VIEW

The display shows the Freescape™ generated view through your space suit helmet. The LED lights to the right indicate the rate at which the ECD's are collecting power. When the top LED lights, Zephyr One will fire!!!

TIME IS CRUCIAL

Evath is only minutes away from destruction. Every time an ECD is successfully disabled the energy collection rate will be slowed, thus allowing more time.

**ONLY THE BEST WILL SUCCEED.
GOOD LUCK!**



incentive
SOFTWARE LTD

ZEPHYR ONE, CALLEVA PARK, ALDERMASTON,
BERKSHIRE RG7 4QW



LOADING SPECTRUM

CASSETTE – SPECTRUM 48K and SPECTRUM PLUS

LOAD "" then press ENTER

CASSETTE – SPECTRUM 128K, SPECTRUM +2 and SPECTRUM +3

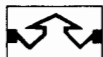
Select 48K Mode. LOAD "" then press ENTER

DISC – SPECTRUM +3

Insert disc into drive then press ENTER

CONTROLS

MOVEMENT MODE



Move Forward ↑ or O

Move Back ↓ or K

Turn Left ← or Q

Turn Right → or W

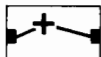
Fire (if sights on) Ø

ALSO JOYSTICK CONTROL

SPACE

Toggles between Movement & Attack Mode

ATTACK MODE



Cursor Up ↑ or O

Cursor Down ↓ or K

Cursor Left ← or Q

Cursor Right → or W

Fire Ø

ALSO JOYSTICK CONTROL

OTHER CONTROLS

Look Up P

Look Down L

Tilt Left N

Tilt Right M

Increase Angle A

Decrease Angle Z

Interrupt I

LOAD, SAVE & TERMINATE OPTIONS ARE AVAILABLE HERE

Increase Step Size S

Decrease Step Size X

Rise Vertically R

Fall (Crouch) Vertically F

U Turn U

Jet Pack TOGGLE ON/OFF J

Sights On/Off MOVEMENT MODE ONLY B

ACKNOWLEDGEMENTS

Dark Side has been designed and programmed by Major Developments. Chris Andrew, Stephen "Bug" Northcott, Paul Gregory, Ian Andrew & Helen Andrew. Cover Artwork by Steinar Lund. Additional Artwork & Design by Peter Carter. Additional contributions by Kim Carpentier.

WARRANTY

If Dark Side fails to load, please return the actual disc or tape only, ensuring it is protected in the post to the address below and it will be replaced free of charge. This offer does not affect your Statutory rights; Incentive Software Ltd, Zephyr One, Calleva Park, Aldermaston, Berks, RG7 4QW

NOTICE

©1988 Incentive Software Ltd

The enclosed software product, all associated artwork and documentation is copyrighted. All rights are reserved by Incentive Software Limited. Unauthorised copying, hiring, lending, performance and broadcasting are strictly prohibited.


FREESCAPE™ is a trademark of Incentive Software Limited.

ALSO

Also from Incentive – Driller featuring Freescape™ price £14.95 cassette, or £17.95 disc. Available from all leading retailers or direct from Incentive POST FREE.

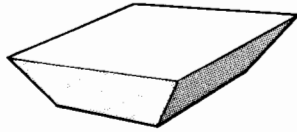
MISSION INFORMATION

The following information has been collected by previous unsuccessful missions:-



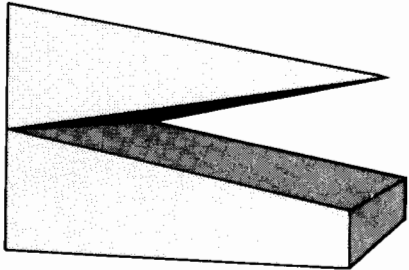
ECD's

If an ECD is shot - it will be disabled. If the ECD is connected between 2 other active ECD's the device will regenerate immediately.




POWERPORTERS

A product of future technology
These suspended slabs are Instant Teleportation devices.



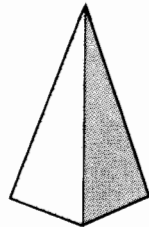
PLEXORS

These are "tank like" defences placed around Tricuspid. They will attack if you are within range.



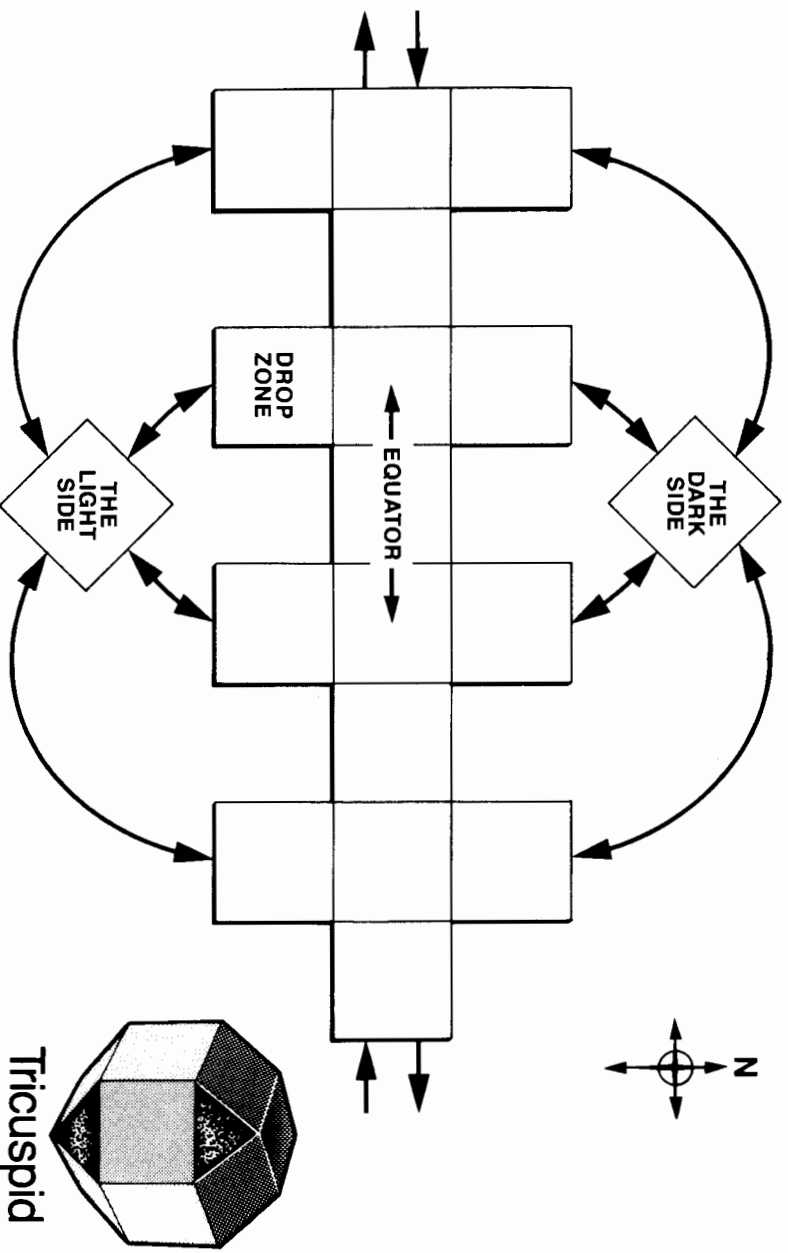
TELEPOD

This was used by the Ketars to gain access to restricted areas. Before abandoning the moon the Ketars hid the telepod crystals. These must be located before the telepod can be activated.



TELEPOD CRYSTAL

**LAYOUT OF THE PLATFORM STRUCTURE
CONSTRUCTED AROUND THE TRICUSPID MOON.**



REMEMBER: A STEP IN THE DARK – IS A STEP IN THE RIGHT DIRECTION!