



NTSC U/C

PlayStation®



LOONEY TUNES™

WOLF SHEEP RAIDER™



★ Starring ★

Ralph Wolf™ & Sam Sheep-dog™



WARNING:READ BEFORE USING YOUR PLAYSTATION® CONSOLE

A very small percentage of individuals may experience epileptic seizures when exposed to certain light patterns or flashing lights. Exposure to certain patterns or backgrounds on a television screen or while playing video games, including games played on the PlayStation® game console, may induce an epileptic seizure in these individuals. Certain conditions may induce previously undetected epileptic symptoms even in persons who have no history of prior seizures or epilepsy. If you, or anyone in your family, has an epileptic condition, consult your physician prior to playing. If you experience any of the following symptoms while playing a video game – dizziness, altered vision, eye or muscle twitches, loss of awareness, disorientation, any involuntary movement, or convulsions – IMMEDIATELY discontinue use and consult your physician before resuming play.

WARNING TO OWNERS OF PROJECTION TELEVISIONS:

Do not connect your PlayStation® game console to a projection TV without first consulting the user manual for your projection TV, unless it is of the LCD type. Otherwise, it may permanently damage your TV screen.


USE OF UNOFFICIAL PRODUCT:

The use of unofficial products and peripherals may damage your PlayStation game console and invalidate your console warranty.

HANDLING YOUR PLAYSTATION DISC:

- This compact disc is intended for use only with the PlayStation game console.
- Do not bend it, crush it or submerge it in liquids.
- Do not leave it in direct sunlight or near a radiator or other source of heat.
- Be sure to take an occasional rest break during extended play.
- Keep this compact disc clean. Always hold the disc by the edges and keep it in its protective case when not in use. Clean the disc with a lint-free, soft, dry cloth, wiping in straight lines from center to outer edge. Never use solvents or abrasive cleaners.

CONTENTS



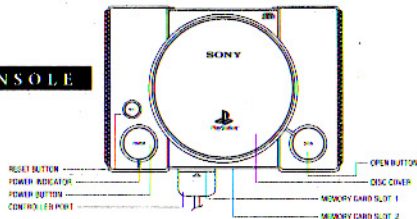
STARTING THE GAME	4
CONTROLS	5
TIME TO STEAL SOME SHEEP!	6
MEET THE CAST	6
PLAYING SHEEP RAIDER™	8
TRAINING ZONE	8
THE TV STUDIO	9
CONTROLLING RALPH WOLF™	9
CONTROLLING THE CAMERA	10
TALKING TO CHARACTERS	11
READING SIGNPOSTS	11
INTERACTING WITH OBJECTS	12
ORDERING ITEMS	12
USING THE INVENTORY MENU	13
SAM SHEEP-DOG™	15
COMPLETING LEVELS	16
SAVING AND LOADING	17
PAUSE MENU	17
OPTIONS MENU	18
INFOGRAMES WEB SITES	19
TECHNICAL SUPPORT	20
LICENSE AGREEMENT	22
CREDITS	27

STARTING THE GAME

Important! Do not insert or remove peripherals or MEMORY CARDS once POWER is turned on. You will need a MEMORY CARD to save your games.

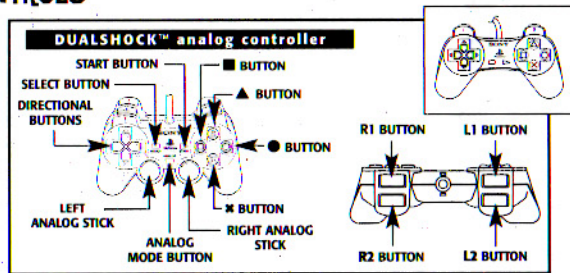
1. Set up your PlayStation® game console according to the instructions in its instruction manual.
2. Make sure the POWER is OFF before inserting or removing a compact disc.
3. Insert the Looney Tunes™ Sheep Raider™ disc and close the disc cover.
4. Insert the game Controllers (and MEMORY CARD if you have one).
5. Turn ON the PlayStation game console. The introductory sequence will begin. To skip this sequence and go directly to the Main menu, press the START button.

CONSOLE



Note: You will not be able to save your progress or game information if you don't use a MEMORY CARD. Make sure there is at least one free block on your MEMORY CARD before beginning your game in order to save games, player information and high scores. You are not able to swap MEMORY CARDS during play.

CONTROLS



◀ **NOTE:** You may have a controller that looks like this. If so, please follow the digital instructions outlined below.

Directional Buttons

- | | |
|----------------|---------------------|
| UP: | Walk forward |
| DOWN: | Walk backwards |
| LEFT: | Walk left |
| RIGHT: | Walk right |
| L1 button: | Inventory |
| R1 button: | Walk stealthily |
| L2 button: | Rotate camera left |
| R2 button: | Rotate camera right |
| SELECT button: | Inventory screen |
| START button: | Pause menu |
| Left stick: | Walk |
| Right stick: | Rotate camera |

- Run
- × Order/Use/Carry
- Jump/Double jump
- △ Wolf's-eye view

Note: In ANALOG mode (LED: RED) the left stick can be used to replace the functions of the directional buttons.

TIME TO STEAL SOME SHEEP!

Welcome to the woolly world of the Looney Tunes™ Sheep Raider™ game!

You are Ralph Wolf™, professional sheep thief, and you've been invited to participate on a silly TV gameshow to do what you like best...steal sheep!

Get it right and you'll be showered with prizes — and all those sheep will keep you in lamb chops for years. Get it wrong and that hairy hound Sam Sheep-dog™ will give you a big fat paw-powered punching.

Remember that in order to complete your mission and capture those sheep you'll need to be at your best! Sly, stealthy gameplay is the way to capture the plump, silly sheep out from under the watchful eye of Sam Sheep-dog. Do you stand a chance?

Ewe bet!

MEET THE CAST

There are loads of crazy characters in this Sheep Raider game, most of them familiar faces who will be able to help you complete your mission.

⊖ Ralph Wolf

For years Ralph Wolf has been on the wrong side of Sam's fist. Your craftiest wolf abilities will be tested in order to capture those defenseless little

sheep. But maybe this time it'll be different. He's the cousin of that other famous loser, Wile E. Coyote™, and just like him, he never ever gives up. He's been flattened, blown up, dropped and scraped up, and still he comes back for more...


⊖ Sam Sheep-dog

No one's seen his eyes since he was a puppy, but somehow he always manages to spot Ralph Wolf before he steals one of his sheep. He's cool, calm and collected, standing watch over his furry flock with all his senses on full alert. He doesn't expect even one sheep to be nabbed while he's on duty, so it's going to take all of Ralph's wolf skills to grab the entire flock!



⊖ Sheep

They're slowish, sheepish, and a bit thick. They're happy to munch grass all day under the watchful gaze of Sam Sheep-dog, and they won't even run if they spot Ralph Wolf coming at them with hunger in his eyes. In fact, they can't see very far at all, so if you're thinking of luring them away from their woolly mates, you might need to try and appeal to their sense of smell. And remember, they're also very partial to a nice bit of lettuce.



PLAYING SHEEP RAIDER

Once the intro movie is over, select **START GAME** to begin a new game. You are now ready to enter the crazy world of sheep stealing, but first, you'll need to do a little training.

TRAINING ZONE

You wouldn't expect a world-class sheep thief to hit the heights without a little limbering up first, would you?

That's why Daffy Duck™ will guide all new players through the ACME™ Training Zone before the real game begins, so you can get the hang of some of the basics including walking, running and using the camera to get the best view of what's going on.

Make sure you pay attention, or you could find Sam Sheep-dog feeding you a Knuckle sandwich sooner than you expected.

Once you've completed the Training Zone, you'll be ready to get into the game. But don't worry, there'll be plenty of help along the way when you encounter new objects or when new skills are needed.



THE TV STUDIO

When you've finished the Training Zone, you'll return to the TV studio where you can enter the next level. To reach it, go through the open door and press the ⊗ button when prompted.

When you complete a level, a door will appear in the studio which takes you back to that level so you can play it again in the future.



CONTROLLING RALPH WOLF

⊖= Walking


Use the directional buttons to walk around the landscape. This is fine if you don't need to get anywhere in a hurry, or you don't need to be especially quiet. If Sam Sheep-dog's on patrol though, you might want to do things a little more stealthily...



⊖= Walking Stealthily

There will be plenty of times when normal walking is just too noisy, so to creep around the place like the sneaky wolf you are, just hold down the R1 button while you walk.






Running



It's no good just wandering around at a leisurely pace all the time. When you need to pick up speed, repeatedly tap the  button as you press the directional buttons. When you're running, you can zoom across crevices and gaps, but don't stop tapping that  button, or you'll end up as wolf pulp.

Jumping




A single press of the  button will make you leap up in the air. Get a little higher by pressing the  button again at the top of your jump. This will give you a double jump. Combine jumps with the directional buttons to direct yourself.

CONTROLLING THE CAMERA

Rotating the Camera




In a game of stealth like this one, you'll often need to look around the landscape to decide on your best course of action. Rotate the camera left or right using the L2 button and R2 button respectively.


Wolf's-Eye View


To see exactly what Ralph is seeing, hold down the  button while using the directional buttons to scan the scene.

TALKING TO CHARACTERS


As a crafty wolf on a mission, you might feel like just storming through the levels, stealing all the sheep, and heading off into the sunset with your prize. But you won't get very far if you don't stop to be sociable every now and again.

There are characters out there who can give you useful information if only you'll stop and chat. To talk to them go up to them until TALK appears in the top left corner, then press the  button. If you press the  button again, you can scroll up or down through the speech using the directional buttons. Press the  button for a third time, and you will skip the speech completely. (It's not wise to do this unless you've already heard everything they've got to say).



Sometimes, characters will ask you questions. Use the directional buttons to select your answer, then press the  button to confirm.

READING SIGNPOSTS

Signposts with question marks are dotted around the place and may or may not tell you something useful. The only way of knowing is to go up to them until READ appears in the top left corner, then press the  button.



INTERACTING WITH OBJECTS

There are all kinds of objects in the game which you can use to carry out your sheep thievery. You can find out precisely how to use individual objects by referring to the Inventory (read the section called USING THE INVENTORY for more information), but in most cases, you will need to press the **X** button to pick up and use an object.

You may also find that a nearby character will help you to use an object if you're not sure what to do.

Most importantly, you'll need to know how to carry sheep. Just walk up to one until **CARRY** appears in the top left corner, then press the **X** button. Press the **X** button again to put the sheep down.

ORDERING ITEMS

Certain interactive items have to be ordered from a letterbox (mailbox). You can find the location of letterboxes on the map (read the section called USING THE INVENTORY for more information).




You will need to walk up to one and press the **X** button when **ORDER** appears in the top left corner.

The item connected to that letterbox will appear somewhere on the landscape ready for you to go and pick up.

USING THE INVENTORY MENU

The Inventory Menu contains all the items you have collected ready for use. To view the contents, hold down the **L1** button and use the left and right directional buttons to scroll through them.



☞ Placing Items in the Inventory

Pick up an item by standing in front of it and pressing the **X** button when **TAKE** appears in the top left corner. The item will automatically be placed in the Inventory.

☞ Taking Items from the Inventory

When you want to make use of an item you have already collected, hold the **L1** button and use the left and right directional buttons to highlight the item required. When it's highlighted above your head, release the **L1** button.

☞ Using the Inventory

To see the Inventory, press the **SELECT** button.

It shows you all the objects available on a level along with a map marking important items and locations.



Object List

Use the up and down directional buttons to scroll through this list of available objects. Remember that before they can be used, you need to order them from the appropriate letterbox. To find out which letterbox you need, highlight the object and a red circle will mark the correct one.



Blue and white objects are ones available on the level which have not yet been collected.

Colored objects are the ones that have been picked up and are ready for use.

Map

This is a plan of the current level.

Help

Highlight an object in the Object List, then press the \otimes button to highlight the Help icon.

Press the \otimes button to read information about the object.

Use

Highlight an object in the Object List, then press the \otimes button and use the directional buttons to highlight the Use icon. Press the \otimes button to return to the game and use the object.

Combine

Sometimes, you will want to combine one object with another to get the effect you need.

Highlight an object in the Object List, then press the \otimes button and use the directional buttons to highlight the Combine icon.

Press the \otimes button, then highlight the second object, and press the \otimes button again.

After combining the two objects in this way, return to the game using the EXIT icon, by selecting and confirming the combination with the \otimes button, or by pressing the SELECT button.

SAM SHEEP-DOG

You might consider yourself the coolest, calmest, craftiest wolf that ever prowled the earth, but Sam Sheep-dog is out to prove otherwise. He watches over his flock of sheep very carefully, and if he spots you trying to steal one, you're dog meat.



When you get close to the flock, a Sam icon will appear in the top right corner of the game screen.



The Sam icon rotates, showing the direction in which he is looking.

The background color indicates your status:



Green

Sam won't be able to see you or hear you, so you can walk normally.

Orange

Sam will be able to see you if he looks directly at you, and he will hear you walking unless you walk stealthily by holding the R1 button.

Red


Sam has seen you! You better escape fast or he'll be using you as a punching bag.

There are ways of hiding from Sam even when you're right under his moist sheepdog nose, but you'll have to play to find out what they are...

COMPLETING LEVELS

The aim of every mission is to steal a sheep from Sam Sheep-dog's flock, and get it as far as the goal at the end of the level. The goal is a large white circle.

You will need to get the sheep into the circle in order to finish the level.



SAVING AND LOADING

When the Autosave function is on, your progress will automatically be saved as you complete each level if you have a MEMORY CARD with at least one free block correctly inserted into your console. Next time you start the game, make sure the same MEMORY CARD is inserted, and you will be taken straight to the level you've reached unless you select START NEW GAME.

The Autosave function can be turned off by going to the Options Menu.


PAUSE MENU

Press the START button during the game to pause the action and bring up the Pause Menu.

Options

Takes you to the Options Menu.

Resume

Takes you back to the game. You can also return to the game by pressing the START button or the  button.

Restart Level

Restarts the level.

Exit

Quits the current level.



OPTIONS MENU

☞ Sound Options

Use the directional buttons to alter **MODE (STEREO, REVERSE STEREO or MONO)**, **SFX VOLUME**, **VOICE VOLUME**, **MUSIC VOLUME** and **TEXT (YES or NO)**.

☞ Controller Setting


Use the directional buttons to scroll through 3 pre-set configurations or choose **CUSTOM** to select your own Controller configuration. To customize the configuration, highlight the function you want to change, press the **⊗** button, then press your preferred Controller button. When you have finished, highlight **DONE** and press the **⊗** button to confirm.

☞ Screen Adjust

Use the directional buttons to move the screen position, then press the **⊗** button to confirm.

☞ Autosave

The Autosave function will automatically save your progress as you complete each level. Use the directional buttons to turn this function on or off.



INFOGRAMES WEB SITES

Infogrames has exciting, full and active web sites dedicated to ensure you get the most out of your new games. You can visit us at:

<http://www.us.infogrames.com>

Kids, check with your parent or guardian before visiting any web site.

Visit and you will discover that Infogrames web sites contain such things as:

- Technical Support
- Software Upgrades
- Interviews
- Community
- Hints and Tips
- Demos
- Competitions
- And much more

We are constantly updating our web sites so stop by and visit us frequently. With events and new additions planned, you won't want to miss out.

TECHNICAL SUPPORT (U.S. & CANADA)

Help Via the Internet

Up-to-the-minute technical information about Infogrames Interactive products is generally available 24 hours a day, 7 days a week via the Internet at:

<http://www.ina-support.com>

Through this site you'll have access to our FAQ (Frequently Asked Questions) documents, our Hints/Cheat Codes if they're available, and an E-Mail area where you can get help and ask questions if you do not find your answers within the FAQ.

Help Via Telephone/Fax or Mail in the United States & Canada

For phone assistance, call Infogrames Interactive Tech Support at (425) 951-7108. Our Interactive Voice Response and Faxback system is generally available 24/7, providing automated support and allowing FAQ documents to be faxed to you immediately. Live support is available Monday through Friday, 8:00 AM until 6:00 PM (Pacific Time). Note: We may be closed on major holidays.

You may also fax in your Technical Support questions or problems to: (425) 806-0480, or write to the address below.

Product Return Procedures in the United States & Canada

In the event our technicians at 425-951-7108 determine that you need to forward materials directly to us, please include a brief letter explaining what is enclosed and why. Make sure you include the Return Merchandise Authorization Number (RMA#) supplied to you by the technician, and your telephone number in case we need to call you. Any materials not containing this RMA# will be returned to you unprocessed. Send your materials to the following address:

Infogrames Interactive, Inc.

Attn: TS/CS Dept.

13110 NE 177th Place

Suite # B101, Box 180

Woodinville, WA 98072-9965

RMA # _____

LICENSE AGREEMENT

*** IMPORTANT ***

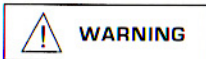
This is a legal agreement between the end user ("You") and Infogrames Interactive, Inc., its parent, affiliates and subsidiaries (collectively "Infogrames Interactive"). This Agreement is part of a package (the "Package") that also includes, as applicable, executable files that you may download, a game cartridge or disc, or a CD-ROM (collectively referred to herein as the "Software") and certain written materials (the "Documentation"). Any patch, update, upgrade, modification or other enhancement provided by Infogrames Interactive with respect to the Software or the Documentation, or bonus game provided by Infogrames Interactive at no extra charge as part of the Package, shall be included within the meanings of those terms, for the purposes of this Agreement, except to the extent expressly provided below.

BY DOWNLOADING OR INSTALLING THE SOFTWARE, YOU ACKNOWLEDGE THAT YOU HAVE READ ALL OF THE TERMS AND CONDITIONS OF THIS AGREEMENT, UNDERSTAND THEM, AND AGREE TO BE BOUND BY THEM. YOU UNDERSTAND THAT, IF YOU PURCHASED THE PACKAGE FROM AN AUTHORIZED RESELLER OF INFOGRAMES INTERACTIVE, THAT RESELLER IS NOT INFOGRAMES INTERACTIVE'S AGENT AND IS NOT AUTHORIZED TO MAKE ANY REPRESENTATIONS, CONDITIONS OR WARRANTIES, STATUTORY OR OTHERWISE, ON INFOGRAMES INTERACTIVE'S BEHALF NOR TO VARY ANY OF THE TERMS OR CONDITIONS OF THIS AGREEMENT.

If You do not agree to the terms of this Agreement, do not download or install the Software and promptly return the entire Package to the place You obtained it for a full refund. If you should have any difficulty in obtaining such refund, please contact Infogrames Interactive Technical Support at 425-951-7108. Failure to return the entire Package within 30 days of the purchase date shall be presumed to constitute acceptance of the terms and conditions of this Agreement.

CONSUMER SAFETY WARNINGS AND PRECAUTIONS STATEMENT:

Epilepsy Warning



READ THIS NOTICE BEFORE YOU OR YOUR CHILD USE THIS SOFTWARE

A very small portion of the population have a condition which may cause them to experience epileptic seizures or have momentary loss of consciousness when viewing certain kinds of flashing lights or patterns. These persons may experience seizures while watching some kinds of television pictures or playing certain video games. Certain conditions may induce previously undetected epileptic symptoms even in persons who have no history of prior seizures or epilepsy.

If you or anyone in your family has an epileptic condition or has experienced symptoms like an epileptic condition (e.g. a seizure or loss of awareness), immediately consult your physician before using this Software.

We recommend that parents observe their children while they play games. If you or your child experience any of the following symptoms: dizziness, altered vision, eye or muscle twitching, involuntary movements, loss of awareness, disorientation, or convulsions, DISCONTINUE USE IMMEDIATELY and consult your physician.

FOLLOW THESE PRECAUTIONS WHENEVER USING THIS SOFTWARE:

- Do not sit or stand too close to the monitor. Play as far back from the monitor as possible.
- Do not play if you are tired or need sleep.
- Always play in a well-lit room.
- Be sure to take a 10- to 15-minute break every hour while playing.

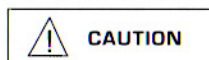
Repetitive Strain Statement



Some people may experience fatigue or discomfort after playing for a long time. Regardless of how you feel, you should ALWAYS take a 10- to 15-minute break every hour while playing. If your hands or arms become tired or uncomfortable while playing, stop and rest. If you continue to experience soreness or discomfort during or after play, listen to the signals your body is giving you. Stop playing and consult a doctor. Failure to do so could result in long term injury.

If your hands, wrist or arms have been injured or strained in other activities, use of this Software could aggravate the condition. Before playing, consult a doctor.

Motion Sickness Statement



This Software generates realistic images and 3-D simulations. While playing or watching certain video images, some people may experience dizziness, motion sickness or nausea. If you or your child experience any of these symptoms, discontinue use and play again later.

LIMITED LICENSE: You are entitled to download or install, and operate this Software solely for your own personal use, but may not sell or transfer reproductions of the Software or Documentation to other parties in any way. You may download or install, and operate one copy of the Software on a single terminal connected to a single computer. You may not network the Software or otherwise use it on more than one computer or computer terminal at the same time.

INTERNET-BASED PLAY; CHAT: This Software may include Internet-play features. If You choose to use such features, You will need to access the Internet. The Software or Documentation may also suggest links to certain Software-related web sites, including web sites operated by Infogrames Interactive or third parties. Your access to web sites operated by Infogrames Interactive is subject to the terms of use and privacy policies of such web sites. Children should check with a parent or guardian before accessing the Internet, including without limitation any chat function, on-line "arcade," or em@il Game. Internet game play may occur through one or more independent gaming or other web sites (each a "Web Site"), including without limitation the MSN Gaming Zone run by the Microsoft Corporation. Infogrames Interactive does not review or control, and disclaims any responsibility or liability for, the functioning and performance of any Web Site, the terms of use of any Web Site, the privacy policies of any Web Site, and any content on or available via a Web Site, including, without limitation, links to other web sites and comments or other contact between users of a Web Site. Infogrames Interactive does not endorse the Web Sites merely because a link to the Web Site is suggested or established. Infogrames Interactive does not monitor, control, endorse, or accept responsibility for the content of text or voice chat messages, if applicable, transmitted through the use of the Software. Use of the chat function, or other content or services of any Web Site is at Your own risk. You are strongly encouraged not to give out identity or other personal information through chat transmissions.

OWNERSHIP; COPYRIGHT: Title to the Software and the Documentation, and patents, copyrights and all other property rights applicable thereto, shall at all times remain solely and exclusively with Infogrames Interactive and its licensors, and You shall not take any action inconsistent with such title. The Software and the Documentation are protected by United States, Canadian and other applicable laws and by international treaty provisions. Any rights not expressly granted herein are reserved to Infogrames Interactive and its licensors.

OTHER RESTRICTIONS: You may not cause or permit the disclosure, copying, renting, licensing, sublicensing, leasing, dissemination or other distribution of the Software or the Documentation by any means or in any form, without the prior written consent of Infogrames Interactive. You may not modify, enhance, supplement, create derivative work from, adapt, translate, reverse engineer, decompile, disassemble or otherwise reduce the Software to human readable form.

LIMITED WARRANTY:

Infogrames Interactive warrants for a period of ninety (90) days following original retail purchase of this copy of the Software that the Software is free from substantial errors or defects that will materially interfere with the operation of the Software as described in the Documentation. This limited warranty: (i) applies to the initial purchaser only and may be acted upon only by the initial purchaser; and (ii) does not apply to any patch, update, upgrade, modification, or other enhancement provided by Infogrames Interactive with respect to the Software or the Documentation or to any bonus game provided by Infogrames Interactive at no extra charge as part of the Package, which are provided on an AS IS BASIS ONLY. EXCEPT AS STATED ABOVE, INFOGRAMES INTERACTIVE AND ITS LICENSORS MAKE NO OTHER WARRANTY OR CONDITION, EXPRESS OR IMPLIED, STATUTORY OR OTHERWISE, REGARDING THIS SOFTWARE. THE IMPLIED WARRANTY THAT THE SOFTWARE IS FIT FOR A PARTICULAR PURPOSE AND THE IMPLIED WARRANTY OF MERCHANTABILITY SHALL BOTH BE LIMITED TO THE NINETY (90) DAY DURATION OF THIS LIMITED EXPRESS WARRANTY. THESE AND ANY OTHER IMPLIED WARRANTIES OR CONDITIONS, STATUTORY OR OTHERWISE, ARE OTHERWISE EXPRESSLY AND SPECIFICALLY DISCLAIMED. Some jurisdictions do not allow limitations on how long an implied warranty or condition lasts, so the above limitation may not apply to You. This limited warranty gives You specific legal rights, and you may also have other rights which vary from jurisdiction to jurisdiction.

If you believe you have found any such error or defect in the Software during the warranty period, call Infogrames Interactive Technical Support at 425-951-7108 between the hours of 8:00 a.m. and 6:00 p.m. Monday through Friday (Pacific Time), holidays excluded, and provide your Product number. If a return is determined as necessary, a Return Merchandise Authorization Number (RMA#) will be issued to you. Send your original CD-ROM disc, game cartridge or disc, or, if applicable, the executable files that you downloaded, along with the RMA#, a dated proof of purchase, your full name, address and phone number, to Infogrames Interactive, Inc., Attn: TS/CS Dept., 13110 NE 177th Place, Suite # B101, Box 180, Woodinville, WA 98072-9965.

If you have a problem resulting from a manufacturing defect in the Software, Infogrames Interactive's and its licensors' entire liability and Your exclusive remedy for breach of this limited warranty shall be the replacement of the Software, within a reasonable period of time and without charge, with a corrected version of the Software. Some jurisdictions do not allow the exclusion or limitation of relief, incidental or consequential damages, so the above limitation or exclusion may not apply to You.

LIMITATION OF LIABILITY

INFOGRAMES INTERACTIVE AND ITS LICENSORS SHALL NOT BE LIABLE FOR SPECIAL, INCIDENTAL, CONSEQUENTIAL, EXEMPLARY OR OTHER INDIRECT DAMAGES, EVEN IF INFOGRAMES INTERACTIVE OR ITS LICENSORS ARE ADVISED OF OR AWARE OF THE POSSIBILITY OF SUCH DAMAGES. IN NO EVENT SHALL INFOGRAMES INTERACTIVE'S AND ITS LICENSORS' AGGREGATE LIABILITY EXCEED THE PURCHASE PRICE OF THIS PACKAGE. Some jurisdictions do not allow the exclusion or limitation of special, incidental, consequential, indirect or exemplary damages, or the limitation of liability to specified amounts, so the above limitation or exclusion may not apply to You.

GENERAL: This Agreement constitutes the entire understanding between Infogrames Interactive and You with respect to subject matter hereof. Any change to this Agreement must be in writing, signed by Infogrames Interactive and You. Terms and conditions as set forth in any purchase order which differ from, conflict with, or are not included in this Agreement, shall not become part of this Agreement unless specifically accepted by Infogrames Interactive in writing. You shall be responsible for and shall pay, and shall reimburse Infogrames Interactive on request if Infogrames Interactive is required to pay, any sales, use, value added (VAT), consumption or other tax (excluding any tax that is based on Infogrames Interactive's net income), assessment, duty, tariff, or other fee or charge of any kind or nature that is levied or imposed by any governmental authority on the Package.

EXPORT AND IMPORT COMPLIANCE: In the event You export the Software or the Documentation from the country in which You first received it, You assume the responsibility for compliance with all applicable export and re-export regulations, as the case may be.

GOVERNING LAW; ARBITRATION: This Agreement shall be governed by, and any arbitration hereunder shall apply, the laws of the State of New York, U.S.A., excluding (a) its conflicts of laws principles; (b) the United Nations Convention on Contracts for the International Sale of Goods; (c) the 1974 Convention on the Limitation Period in the International Sale of Goods (the "1974 Convention"); and (d) the Protocol amending the 1974 Convention, done at Vienna April 11, 1980.

Any dispute, controversy or claim arising out of or relating to this Agreement or to a breach hereof, including its interpretation, performance or termination, shall be finally resolved by arbitration. The arbitration shall be conducted by three (3) arbitrators, one to be appointed by Infogrames Interactive, one to be appointed by You and a third being nominated by the two arbitrators so selected or, if they cannot agree on a third arbitrator, by the President of the American Arbitration Association ("AAA"). The arbitration shall be conducted in English and in accordance with the commercial arbitration rules of the AAA. The arbitration, including the rendering of the award, shall take place in New York, New York, and shall be the exclusive forum for resolving such dispute, controversy or claim. The decision of the arbitrators shall be binding upon the parties hereto, and the expense of the arbitration (including without limitation the award of attorneys' fees to the prevailing party) shall be paid as the arbitrators determine. The decision of the arbitrators shall be executory, and judgment thereon may be entered by any court of competent jurisdiction.

Notwithstanding anything contained in the foregoing Paragraph to the contrary, Infogrames Interactive shall have the right to institute judicial proceedings against You or anyone acting by, through or under You, in order to enforce Infogrames Interactive's rights hereunder through reformation of contract, specific performance, injunction or similar equitable relief. For the purposes of this Paragraph, both parties submit to the jurisdiction of, and waive any objection to the venue of, the state and federal courts of the State of New York.

CREDITS

INFOGRAMES INTERACTIVE, INC.

Producer

Jonathan Chmura

Associate Brand Manager

Michael MacConnell

Executive Producer

Bill Levay

Director of Quality Assurance

Michael Craighead

Director of Marketing

Ann Marie Bland

Manager of Creative Services

Steve Mgrin

Manager of Editorial & Documentation Services

Elizabeth Mackney

Graphic Designer

Morgan Tomaiolo

Documentation Writer

Randi Kravitz

Copywriter

Paul Collin

INFOGRAMES, INC.

Director of Publishing

Support Services

Michael Gilmartin

Q.A. Supervisor

Donny Clay

Head of Engineering Services

Luis Rivas

Engineering Services

Ken Edwards

Lead Tester

Red Dave Strang

Assistant Lead Tester

Richard Higbee

Testers

Don Gorday III

Jason Kausch

D'ary Greene

Chris Sur

Randy Jones

Arif Sinan

Lupe De Leon

Helen Hinchcliffe

Strategic Relations Specialist

Dave Costello

Senior Manager of Strategic Relations

Joy Schmeer

Special Thanks

David T. Brown

INFOGRAMES, EUROPE

Development Team

VP of the I-Heroes Label

Kerri Orders

Production Director

William Hennebois

I-Heroes Label

Production Director

Andy Evans

Technical Director

Norbert Cellier

Head of Administration

Fabienne Fournet

Studio Managers

William Hennebois
Pierre Crooks

Producers

Nadège de Bergevin
Ben Yoris

Project Managers

Frederic Bibet
Benoit Arribart

Programmers

Philippe Decouchon
Stephane Jeannin
Sebastien Mathieu
Herve Faynel
Ludovic Chabanon
Alexandre Forestier
Serge Billaut
Yohan Dos Santos Monteiro
Manuel Masiello
Vincent Gardien
Jean-Marc Molina

Lead Artist

Pascal Casolari

Artists

Philippe Brolles
Damien Richard
Nicolas Troccaz

Animators

Nadège Floriot
Aurelien Charrier

Lead Game Designer

Herve Sliwa

Game Designers

Sebastien Mayorgas
Sebastien Frappe

Marketing**Marketing Manager**

Dawn Paine

Product Manager

Regis Gonnard

Package Design

Jean-claude Menenteau
Olivier Lachard

Manual Design

Michel Megoz

Design Studio

Emmanuelle Tahmazian
Rose May Mathon
Sylvie Combet

Translation

Beate Reiter
Weronica Larsson
Heather Riddock

Territory**UK**

Nichola Bentley
Paul Benjamin
Amanda Farr

France

Stephanie Camau
Aurelie Coutris

Germany

Nicole Gartner
Frank Holz

Italy

Giorgia Jannelli
Francesca D'agostino

Spain

Laura Aznar

Benelux

Tim Verschure
Angelique Van der Weerden

Portugal

Gisela Vieira

Special Thanks

Bruno Bonnell
Larry Sparks
Marion Gallavardin

Technical Support

Jean Marcel Nicolai

Testing**Supervisor Alpha**

Dominique Morel

Coordinator Alpha

Emmanuel Cholley

Supervisor Beta

Stephane Pradier

Coordinators Beta

Johann Boeve
Stephane Charrie

WARNER BROS.**INTERACTIVE ENTERTAINMENT****Executive Producer**

Brett Skogen

Creative Director

Charles Carney

Art Directors

Allen Helbig
Peter Tumminello

Special Thanks

Michael Harkavy
Rob Sebastian

Scott Johnson

Jim Molinaro
Sue Montague
Heidi Behrendt
Ames Kirshen
Jason Ades
Experanza Perez
Lorri Bond

English Language**Voice Actors**

Joe Alaskey
Daffy Duck, Gossamer,
Marvin The Martian, Phantom
Bob Bergen
Porky Pig
Greg Burson
Elmer Fudd, Phantom
Maurice La Marche
Yosemite Sam

INNERWAVES**Manager of the Company**

Sylvain Chapuis

Executive Producer**for Musics and Sounds**

Sylvain Chapuis

Sound design and Mixing**of Voices and Sounds**

Gregory Couppey

Musician

Eric Caspar

3D LIGHT**Manager**

Estelle Picouet

Backgrounds

Raymond Emonnot

© 2001 Infogrames Interactive, Inc. All Rights Reserved. Manufactured and marketed by Infogrames, Inc., New York, NY. All trademarks are the property of their respective owners.

LOONEY TUNES, characters, names and all related indicia are trademarks of and © Warner Bros. (s01)

Licensed by Sony Computer Entertainment America for use with the PlayStation game console. PlayStation and the PlayStation logos are registered trademarks of Sony Computer Entertainment Inc. The ratings icon is a trademark of the Interactive Digital Software Association. Manufactured and printed in the U.S.A. THIS SOFTWARE IS COMPATIBLE WITH PLAYSTATION GAME CONSOLES WITH THE NTSC U/C DESIGNATION. U.S. AND FOREIGN PATENTS PENDING.

08221



www.looneytunes-games.com

© 2001 Infogrames Interactive, Inc. All Rights Reserved. Manufactured and marketed by Infogrames, Inc., New York, NY. All trademarks are the property of their respective owners. Infogrames, Inc., 417 Fifth Avenue New York, NY 10016 USA MADE IN THE USA.



LOONEY TUNES, characters, names and all related indicia are trademarks of and © Warner Bros.
WBIE LOGO, WB SHIELD, TM & © Warner Bros.
(s01)

Use of this product is subject to acknowledgment of consumer safety warnings and acceptance of a license agreement. You can obtain copies of these in the product's Manual.

Licensed by Sony Computer Entertainment America for use with the PlayStation game console. PlayStation and the PlayStation logos are registered trademarks of Sony Computer Entertainment Inc. The ratings icon is a trademark of the Interactive Digital Software Association. Manufactured and printed in the U.S.A. THIS SOFTWARE IS COMPATIBLE WITH PLAYSTATION GAME CONSOLES WITH THE NTSC U/C DESIGNATION. U.S. AND FOREIGN PATENTS PENDING.



INFOGRAMES™

Product # 01-22405

