



Wacky Races


PAL



PlayStation®

CONTENTS

☉ And here they are! _____	4
☉ The cars are approaching the starting line _____	4
☉ Fuelling up _____	7
☉ Car controls _____	7
☉ Through the wacky windscreen _____	8
☉ Using menu screens _____	9
☉ Language select menu _____	10
☉ Main menu _____	10
☉ Options menu _____	10
☉ In-game menu _____	11
☉ Configuring the Controller _____	11
☉ Types of race _____	12
☉ Bonus power-ups _____	13
☉ Hotline _____	15
☉ Credits _____	16



AND HERE THEY ARE!

They're the craziest crew ever to crank up a car and this is the craziest contest in history. Put them together and you've got guaranteed motoring mayhem! If you've got enough screws loose to compete, strap on your goggles and slam your foot on the gas. And remember, this is one race where it pays to play dirty!

So what are you waiting for? Why not rev up your roadster and join the race to find the World's Wackiest Racer!

THE CARS ARE APPROACHING THE STARTING LINE

PETER PERFECT AND HIS TURBO TERRIFIC

Top Speed: Phenomenal



Grip:

Hmm, Not So Hot

Always the perfect gentleman, Peter Perfect races for the honour of taking part. With his posh accent and good manners, you'd think he was out for a Sunday drive - if it wasn't for his habit of picking up a Boot Kicker bonus and belting his rivals up the exhaust pipe. Oh, and if Penelope Pitstop races by, the throbbing of his heart might drown out the throbbing of his engine.

PENELOPE PITSTOP AND HER COMPACT PUSSYCAT

Top Speed: Sensational

Grip:

Nothing To Write
Home About

With her lipstick and powder, lovely Penelope Pitstop keeps one eye on the road and one on her hairstyle. Always ready to take a make-up break, other drivers just can't seem to resist helping her out when she ends up in trouble. When they hear



- those cries of "Hay-ulp! I'm a li'l old damsel in distress!" they slam on the brakes and compete for the privilege of providing assistance. By which time, Penelope's probably flipped their cars with her Pancake Flipper and disappeared into the distance.

GRUESOME TWOSOME AND THEIR CREEPY COUPE

- Top Speed: Pretty Fast
- Grip: It's Good!



- You're in for a chilling time if you ever meet these two on a dark and stormy night. Their Creepy Coupe is a bona fide haunted house on

wheels, with bats in the belfry, spooky cobwebs and a scorching turn of dragon-powered speed. It probably runs on undead petrol. In fact, it's a real bone shaker!

THE SLAG BROTHERS AND THEIR BOULDER MOBILE

- Top Speed: Top Notch
- Grip: Not Bad

Always well supported by the Wacky Races crowd, the Slag Brothers have their own fan club. In fact




they've got lots of clubs, mostly used for whacking things and each other over the head. Their Boulder Mobile is a lump of rock straight out of the stone age, so they'll never be the fastest on the track, but they can dish out a Neanderthal knock on the head that leaves their rivals seeing stars. Just don't ask them to explain the route if you're not sure where to go. Not unless you brought along your English/Prehistoric dictionary.

SERGEANT BLAST AND HIS ARMY SURPLUS SPECIAL

Top Speed:
Slow But Steady

Grip:
Excellent, Sarge!



Sergeant Blast and his platoon love disturbing the peace in their armoured Army Surplus Special. They treat the race like a military manoeuvre, always itching to fire off one of their crazy cannonballs and always ready to turn defence into attack on the final straight.

Just don't let the Sergeant catch you letting your standards slip. If he can't see his face in your boots, he'll bang out a regimental rhythm on your ear drums.

And bringing up the rear...

DICK DASTARDLY, MUTTLEY AND THE MEAN MACHINE

Top Speed:
Excellent

Grip:
Excellent



Everyone bends the rules in the Wacky Races, but Dick Dastardly twists them until they snap. One of the world's most cowardly tricksters, Dastardly and the crackpot canine Muttley are determined on finishing first by fair means or foul. Preferably foul. Full of ingenious schemes and crafty capers, nothing ever quite works out as planned and they tend to trail home in last place. *Drat! And double drat!*

FUELLING UP

- ◆ Set up your Console according to its instructions.
- ◆ Make sure the Console is switched off before inserting or removing a disc.
- ◆ Open the Disc Cover.
- ◆ Insert the WACKY RACES disc, making sure the printed side faces upwards, then close the Disc Cover.
- ◆ If you want to load a previous game or save a new one, insert a Memory Card in Memory Card slot 1. Check that you have enough free blocks on your Memory Card before you start to play.
- ◆ Insert a Controller in Controller port 1 (and in Controller port 2 for 2-player games) and switch the Console on by pressing the POWER button.

You are advised not to insert or remove peripherals or Memory Cards while the Console is switched on.

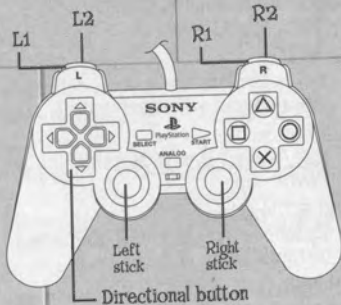
CAR CONTROLS

If you can't keep your vehicle on course and dish out the damage, how do you expect to beat our exhaust-belching experts? Here's a handy control guide to help you out if things get tricky.

NOTE: You can join the Wacky Races using either Digital or Analog directional controls. And if you really want to feel the bone-shaking bumps, use an Analog Controller (DUALSHOCK™) with the vibration function turned ON!

DEFAULT CONTROLS

(Note all controls are also re-configurable)



⊗ button
Accelerate.

⊠ button
Brake + Reverse.

△ button

Return to the previous menu page when activated.

○ button
No function.

Up Directional button
No function.

Down Directional button
No function.

Left Directional button
Turn Left.

Right Directional button
Turn Right.

L1 button
Activates rearview (you can use gadgets with rear view).

L2 button
Use/Select Bonus Mobility Power-up.

SELECT button
Speedometer On or Off, and access In-Game Menu while in pause.

R1 button
Camera toggle.

R2 button
Use/Select Bonus Weapon Power-up.

START button
Pause Game.

Note : If you are using the Analog Controller (DUALSHOCK™) in ANALOG mode (LED RED) the left stick can control the movement of your vehicle (left, right) and the right stick can control the acceleration (forwards) and Brake + Reverse (backwards).*



THROUGH THE WACKY WINDSCREEN

1. WACKY METER

The wackymeter is a "container" which has 3 free spaces to be filled. You can fill it by

collecting wacky coloured wing icons.



◆ Orange Wacky Wing :

1 point in your wackymeter (When you collect 1 you can use 1 mobility gadget or a weapon gadget, when you collect 2 you can use one after the other in the order you wish, if you collect 3 you can use both = Weapon + Mobility + one other Weapon or Mobility).

- ◆ Blue Wacky wing:
- Gives access to a mobility gadget
- ◆ Purple Wacky wing :
- Gives access to a weapon gadget

2. SPEEDOMETER

- Keep those
- revs up high
- if you want to
- hit the finish
- in first place.



3. NUMBER OF LAPS



If it's the last lap, it's all or nothing!
Put your foot down!

4. RACE POSITION

- How many in front of you?
- How many behind?
- If your first answer's "None!" and
- your second
- answer's
- "Plenty!", it
- could be your
- wacky day!



5. BATTLE POINTS
Build up your Battle Points by dealing out the damage using Bonus Power-ups.

6. BONUS WEAPON POWER-UP



This is the Bonus Weapon Power-Up you've got available to use.

If you haven't got one, get one!

7. BONUS MOBILITY POWER-UP

And here's the Bonus Mobility Power-Up you've got available.



USING MENU SCREENS

Manoeuvre through the menu screens by using the Directional

- buttons to highlight options, then
- by pressing the ⊗ button to
- confirm each choice.
- Press the △ button to return to
- the previous screen.

LANGUAGE SELECT MENU

When you've got the game revved up, you select your language and then you'll see a short introductory movie.

The Wacky Races Title Screen will then appear, and you can press the START button to head towards the Main Menu.

MAIN MENU

◆ START

- When you're ready to test your
- talents in the world's craziest race,
- this is the option to choose. You'll
- be able to select from 1 PLAYER, 2
- PLAYERS or REPLAY THEATER. If
- you've got no mates and want to
- play alone, choose 1 PLAYER and
- then select from either SINGLE

RACE, CHAMPIONSHIP, PRACTICE or BATTLE MODE. If you've got a friend to race with (or want to pretend you have), choose 2 PLAYERS and then select from either RACE or BATTLE MODE.

◆ OPTIONS

If you want to get your head under the bonnet so you can tinker with the game set-up, choose this option to go to the Options Menu.

OPTIONS MENU

◆ CONTROLLER 1 and CONTROLLER 2

If you want to change the Controller buttons functions to suit your own twisted technique, select this option and refer to the section called CONFIGURING THE CONTROLLER.

◆ SOUND EFFECTS

Select this option, then use the Left and Right Directional buttons to reduce and increase the volume of in-game sound effects.



◆ MUSIC VOLUME

- Select this option, then use the Left and Right Directional buttons to reduce and increase the volume of in-game music.

◆ VOICE VOLUME

- Select this option, then use the Left and Right Directional buttons to reduce and increase the volume of the voices.

◆ STEREO/MONO

- You can choose Stereo or Mono sound depending on your TV's sound output. Use the Left and Right Directional buttons to toggle between the two choices.

IN-GAME MENU

- If the Wacky Races are starting to fry your senses and you need a lie-down, pause the game by pressing the **START** button. If you want to have access to the in-game menu after pressing start, press select. You'll see the In-Game Menu on screen, from which you can choose the following options:



◆ RESUME

- This takes you back into the thick of the action, just where you left it.

◆ EFFECTS

◆ MUSIC

◆ VOICE

◆ VIBRATION ON/OFF

- If you're using an Analog Controller (DUALSHOCK™), you can toggle the vibration function On or Off with this option.

◆ RESTART

- Zip back to the start of the current track and start all over again.

◆ EXIT

- Quits the race completely.

CONFIGURING THE CONTROLLER

- If you select **CONTROLLER 1** and **CONTROLLER 2** from the Options Menu, you can alter the game controls to your own preferences.



TO LOAD AND SAVE

Enter the "load game" or "save game" menu, and carefully read the instructions given on-screen.

Make sure that you have space available on your Memory Card, and do not remove it when you save and load.

One free block is needed to save information.

Note:

When you save in championship mode, a little cup will be displayed on the screen.

When you have saved a replay, the "R" letter will be displayed on-screen.

TYPES OF RACE

◆ SINGLE RACE (1 Player Mode)

Can you hear those engines revving? There are 6 crazy characters out on the starting grid and they're waiting for you to join them. Choose from different tracks

that take you through some tasty race territory, and don't be afraid to hand out the havoc if it gets you to the front! If you're still learning the ropes, this mode is great for perfecting your technique.

◆ SINGLE RACE (2 Player Mode)

Once you can handle your car in competitive wacky racing, why not take the chance to turn over one of your best flesh-and-blood buddies? Select a circuit and see who's got the guts to go for the title of World's Wackiest Racer.

◆ CHAMPIONSHIP

(1 Player Mode Only)

With eventually 6 (5 at first and then the Mean Machine becomes available) wacky drivers to choose from, selecting a car is the least of your problems once you set off down the long and dusty Championship road. Ahead of you are 4 crazy contests - Canyon Craze, Silly Hills, Chilly Thrills, and Down And Town - that take you out



over 16 different circuits. Win every Championship and you'll be rewarded with the ultimate prize - the chance to slip on the gruesome goggles of Mr. Dick Dastardly, and take your place at the wheel of the double zero car, the fiendish Mean Machine. Just watch out for a few extra surprises...

And as an extra bonus for Championship contenders, a top 3 placing on any Championship track will open up that same circuit in Single Race mode. Then you'll have no excuse not to practice your driving.

◆ BATTLE MODE (2 Players Mode)

Just like the 1 Player version, this is a feverish fight for Battle Points, but this time you're competing against a real life human being in the comfort of your own home. Use Bonus Weapons and Bonus

Mobility Power-ups to build up your score and send your mate back to driving lessons with a big fat 'FAIL' against his name.


BONUS POWER-UPS

There are 3 kinds of Power-ups to be found on the Wacky Races tracks. Bonus Weapon Power-ups give you the chance to deliver dollops of distress to anyone unlucky enough to get in your way. Bonus Mobility Power-ups allow your vehicle to clear tricky obstacles. And Bonus Surprise Power-ups... are a surprise.



- As you pick up Power-ups, they'll appear on the top right of your windscreen. Use your Bonus
- Weapon Power-ups by pressing the R2 button. Use your Bonus
- Mobility Power-ups by pressing the L2 button.
- Different cars have different
- power-ups, but they're all
- devastatingly dangerous in the heat
- of the race.

And so, as the exhaust clouds gather and the craziest collection of cars competes for victory, away they go on the far out Wacky Races!



HOTLINE

The Infogrames United Kingdom Premium Helpline is open to telephone calls 24 hours a day and should be called for all assistance on cheats, hints, tips, walkthroughs and player-guides.

Please note that calls will be charged at 75p/min so please do get permission from the person who pays the bills before calling:

Premium Helpline number Tel:
09067 53 50 10
(ONLY APPLICABLE IN UK)

For further information please visit the official websites:

<http://www.infogrames.co.uk>
<http://www.infogrames.com>

For technical support, the Infogrames United Kingdom Helpline is open to telephone calls from 10:00 to 19:00 Monday to Friday (except Bank Holidays):

Technical Helpline Infogrames UK
21 Castle Street - Castlefield
Manchester M3 4SW
ENGLAND

Tel: 0161 827 8060/1

Fax: 0161 827 8091

E-mail: helpline-manchester@uk.infogrames.com



CREDITS

APPALOOSA CREDITS

Game concept
by
Gergely Csaszar

Track design
by
Steve Baker

Dialogue design
by
Maurice Molineaux

Produced
by
Emil Venyercsán

Project Manager
Kadocsa Tassonyi
Zsolt Zsoldos

Programmers
Roland Gulyás
Igor Gál

Balázs Vasvári
Zoltán Korbai
Géza Sági

Sebestyén Fűr
Gábor Dorka
Devil

Development Tools
Zoltán Jánosy
Tamás Kovács

Art Directors
Ágnes Korda
Iván Jenkovszky

Track Construction
András Bakai

Györgyi Szakmár
Tibor Rác
Tibor 'Melák' Szijjártó
Szabolcs Mátéffy
Tamás Bakó
Zoltán Záhorszky

Vehicles
Károly Molnár
Zoltán Záhorszky

Textures
Ágnes Korda
Judit Draskóczy
2D Animation
Iván Jenkovszky
Nándor Orbán

3D Movie Animation
Rotoscope Studio

Music
Attila 'Ata' Héger

Sound effects
László 'Dürer' Molnár
Zsolt Galántai
Tibor 'Bakter' Sallai

Game tester
Sándor Mezei
Péter Ligeti

Actor's voices
Jim Cummings
Dick Sardardy
Meekly

Big Gruesome
Rock Slag
Gravel Slag

Billy West
Muttley
Little Gruesome

Janet Waldo
Penelope Pitstop

Gregg Berger
Narrator

Greg Burson
Sergeant Blast
Peter Perfect
Red Max

Voice Direction
Collette Sunderman

Special Thanks
Tóni Zolnai
Gábor Illés

Loop
Tamás Csige
To our Families

INFOGRAMES TEAM
VP OF LHEROES LABEL :

Kerri Orders

PRODUCER :
Nadège de Bergevin

BRAND MANAGERS :
Alix Beraud
Dawn Paine

EDITION :

Patrick Chouzenoux
Sylvie Combet
Olivier Lachard
Michel Mégoz
Emmanuelle Tahmazian

Beatrice Vrdoljak
Sophie Wibaux

TRANSLATION :
Beate Reiter
Beatrice Rodriguez
Monika Steinhauer

TECHNICAL DEPARTMENT :

Jean-Marcel Nicolai
Rebecka Pernered

QA MANAGER :
Olivier Robin

**QUALITATIVE TEST
SUPERVISOR**

Dominique Morel

**QUALITATIVE TEST
COORDINATOR :**

Emmanuel Cholley
Jean-Yves Lapasset

QUALITATIVE TESTERS

Leila Soui
Nicolas Pacaut
Jérôme Jeangirard
Stephane Randanne
Christophe Labrune
Tatiana Junqueira

**DEBUGGING TEST
SUPERVISOR**

Vincent Laloy

**DEBUGGING TEST
COORDINATION**

Carine Mawart

TESTERS

Sabrina Michaud
Hélène Veilleux
Antoine Simon
Loïc Dinh
Lény Joubert
William Jaulain
Nicolas Daniere
Pascal Guillen

**COMPATIBILITY TEST
COORDINATION**

Emeric Polin
Eric Meziat-Burdin

**LOCALISATION TEST
COORDINATION**

Merche Sanchez Garcia
Marlous Van Vliet

SPECIAL THANKS TO :
Warner Bros Interactive

Michael Harkavy
Brett Skogren
Charles Carney
Scott Johnson
Allen Helbig
Peter Tumminello

AND :

Hanna Barbera
Michael Diaz

AND ALSO :

Jean-Philippe Agati
Lionel "Arthy" Arnaud
Norbert Cellier
Fabienne Fournet
Christophe Gomez
Jean-Yves Lapasset
Nicolas Pothier
Jean-Francois Rochas
Sandrine Thierry
Markus Windelen

**DASTARDLY & MUTTLEY
AND THE WACKY RACES**
and all related characters
and elements are trademarks
of Hanna-Barbera.
© 2000 Hanna-Barbera
and Heatter-Quilley
© 2000 INFOGRADES

ALL RIGHTS OF REPRODUCTION AND PERFORMANCE
OF THE PRODUCED AND RIGHT HOLDERS OF THE
RECORDED WORKS RESERVED - UNLESS DULY
REQUESTED THE COPYING, RENTAL, LENDING,
EXCHANGE OR USE OF THIS VIDEO GAME TOWARDS
PUBLIC PERFORMANCE, RADIO BROADCASTING AND
COMMUNICATION TO THE PUBLIC BY MEANS OF
PROHIBITED.

sesam







www.wacky-races-games.com

DASTARDLY & MUTTLEY AND THE WACKY RACES and all related characters and elements are trademarks of Hanna-Barbera. © 2000 Hanna-Barbera and Heatter-Quigley. CARTOON NETWORK and logo are trademarks of Cartoon Network © 2000

© 2000 INFOGRAMS. All Rights Reserved.

All rights of reproduction and performance of the producer and right holder(s) of the recorded work(s) reserved - unless duly authorised, the copying, rental, lending, exchange or use of this video game towards public performance, radio broadcasting and communication to the public by network(s) is prohibited.



INFOGRAMS

SLES-02468

PS2 and "PlayStation" are registered trademarks of Sony Computer Entertainment Inc.

3546430007846